

1693/
14263

Cumulative Report — Unofficial

PRIMARY ELECTION HELD ON — OFFICIAL BALLOT FOR SIMPSON COUNTY — May 21, 2019

Total Number of Voters : 1,693 of 0 = 0.00%

Precincts Reporting 14 of 14 = 100.00%

Party	Candidate	Absentee	Early	Election	Total
-------	-----------	----------	-------	----------	-------

GOVERNOR and LIEUTENANT GOVERNOR, Vote For 1

Matthew G. BEVIN	Ralph A. ALVARADO	0	0.00%	0	0.00%	339	53.55%	339	53.55%
Robert GOFORTH	Michael T. HOGAN	0	0.00%	0	0.00%	256	40.44%	256	40.44%
Ike LAWRENCE	James Anthony ROSE	0	0.00%	0	0.00%	14	2.21%	14	2.21%
William E. WOODS	Justin B. MILLER	0	0.00%	0	0.00%	24	3.79%	24	3.79%
Cast Votes:		0	0.00%	0	0.00%	633	99.53%	633	99.53%
Over Votes:		0	0.00%	0	0.00%	0	0.00%	0	0.00%
Under Votes:		0	0.00%	0	0.00%	3	0.47%	3	0.47%

SECRETARY of STATE, Vote For 1


Michael G. ADAMS		0	0.00%	0	0.00%	185	32.17%	185	32.17%
Andrew ENGLISH		0	0.00%	0	0.00%	141	24.52%	141	24.52%
Stephen L. KNIPPER		0	0.00%	0	0.00%	156	27.13%	156	27.13%
Carl NETT		0	0.00%	0	0.00%	93	16.17%	93	16.17%
Cast Votes:		0	0.00%	0	0.00%	575	90.41%	575	90.41%
Over Votes:		0	0.00%	0	0.00%	0	0.00%	0	0.00%
Under Votes:		0	0.00%	0	0.00%	61	9.59%	61	9.59%

ATTORNEY GENERAL, Vote For 1

Daniel CAMERON		0	0.00%	0	0.00%	307	52.93%	307	52.93%
Will SCHRODER		0	0.00%	0	0.00%	273	47.07%	273	47.07%
Cast Votes:		0	0.00%	0	0.00%	580	91.19%	580	91.19%
Over Votes:		0	0.00%	0	0.00%	0	0.00%	0	0.00%
Under Votes:		0	0.00%	0	0.00%	56	8.81%	56	8.81%

COMMISSIONER of AGRICULTURE, Vote For 1

Bill POLYNYAK		0	0.00%	0	0.00%	128	21.81%	128	21.81%
Ryan F. QUARLES		0	0.00%	0	0.00%	459	78.19%	459	78.19%
Cast Votes:		0	0.00%	0	0.00%	587	92.30%	587	92.30%
Over Votes:		0	0.00%	0	0.00%	0	0.00%	0	0.00%
Under Votes:		0	0.00%	0	0.00%	49	7.70%	49	7.70%



Cumulative Report — Unofficial
PRIMARY ELECTION HELD ON — OFFICIAL BALLOT FOR SIMPSON COUNTY — May 21, 2019

Total Number of Voters : 1,693 of 0 = 0.00%

Precincts Reporting 14 of 14 = 100.00%

Party	Candidate	Absentee	Early	Election	Total
-------	-----------	----------	-------	----------	-------

GOVERNOR and LIEUTENANT GOVERNOR, Vote For 1

Rocky ADKINS Stephanie HORNE	0	0.00%	0	0.00%	305	29.19%	305	29.19%
Andy BESHEAR Jacqueline COLEMAN	0	0.00%	0	0.00%	522	49.95%	522	49.95%
Adam H. EDELEN Gill HOLLAND	0	0.00%	0	0.00%	179	17.13%	179	17.13%
Geoffrey M."Geoff" YOUNG Joshua N. "Josh" FRENCH	0	0.00%	0	0.00%	39	3.73%	39	3.73%
Cast Votes:	0	0.00%	0	0.00%	1,045	98.86%	1,045	98.86%
Over Votes:	0	0.00%	0	0.00%	1	0.09%	1	0.09%
Under Votes:	0	0.00%	0	0.00%	11	1.04%	11	1.04%

SECRETARY of STATE, Vote For 1


Jason S. BELCHER	0	0.00%	0	0.00%	215	22.19%	215	22.19%
Jason GRIFFITH	0	0.00%	0	0.00%	172	17.75%	172	17.75%
Heather French HENRY	0	0.00%	0	0.00%	557	57.48%	557	57.48%
Geoff SEBESTA	0	0.00%	0	0.00%	25	2.58%	25	2.58%
Cast Votes:	0	0.00%	0	0.00%	969	91.67%	969	91.67%
Over Votes:	0	0.00%	0	0.00%	1	0.09%	1	0.09%
Under Votes:	0	0.00%	0	0.00%	87	8.23%	87	8.23%

AUDITOR of PUBLIC ACCOUNTS, Vote For 1

Kelsey Hayes COOTS	0	0.00%	0	0.00%	311	34.48%	311	34.48%
Drew CURTIS	0	0.00%	0	0.00%	156	17.29%	156	17.29%
Sheri DONAHUE	0	0.00%	0	0.00%	312	34.59%	312	34.59%
Chris TOBE	0	0.00%	0	0.00%	123	13.64%	123	13.64%
Cast Votes:	0	0.00%	0	0.00%	902	85.34%	902	85.34%
Over Votes:	0	0.00%	0	0.00%	0	0.00%	0	0.00%
Under Votes:	0	0.00%	0	0.00%	155	14.66%	155	14.66%

STATE TREASURER, Vote For 1

Michael BOWMAN	0	0.00%	0	0.00%	520	56.52%	520	56.52%
Josh MERS	0	0.00%	0	0.00%	400	43.48%	400	43.48%
Cast Votes:	0	0.00%	0	0.00%	920	87.04%	920	87.04%
Over Votes:	0	0.00%	0	0.00%	1	0.09%	1	0.09%
Under Votes:	0	0.00%	0	0.00%	136	12.87%	136	12.87%



Cumulative Report — Unofficial
PRIMARY ELECTION HELD ON — OFFICIAL BALLOT FOR SIMPSON COUNTY — May 21, 2019

Total Number of Voters : 1,693 of 0 = 0.00%

Precincts Reporting 14 of 14 = 100.00%

Party	Candidate	Absentee	Early	Election	Total
COMMISSIONER of AGRICULTURE, Vote For 1					
	Robert Haley CONWAY	0 0.00%	0 0.00%	592 63.45%	592 63.45%
	Joe TRIGG	0 0.00%	0 0.00%	341 36.55%	341 36.55%
	Cast Votes:	0 0.00%	0 0.00%	933 88.27%	933 88.27%
	Over Votes:	0 0.00%	0 0.00%	0 0.00%	0 0.00%
	Under Votes:	0 0.00%	0 0.00%	124 11.73%	124 11.73%


RECEIVED
MAY 31 2019
BY: _____

Precinct Report — Unofficial
PRIMARY ELECTION HELD ON — OFFICIAL BALLOT FOR SIMPSON COUNTY — May 21, 2019

Total Number of Voters : 1,693 of 0 = 0.00%

Precincts Reporting 14 of 14 = 100.00%

Party	Candidate	Absentee	Early	Election	Total
Precinct AB (Ballots Cast: 68)					
GOVERNOR and LIEUTENANT GOVERNOR, Vote For 1					
	Matthew G. BEVIN Ralph A. ALVARADO	0 0.00%	0 0.00%	13 40.63%	13 40.63%
	Robert GOFORTH Michael T. HOGAN	0 0.00%	0 0.00%	16 50.00%	16 50.00%
	Ike LAWRENCE James Anthony ROSE	0 0.00%	0 0.00%	2 6.25%	2 6.25%
	William E. WOODS Justin B. MILLER	0 0.00%	0 0.00%	1 3.13%	1 3.13%
	Cast Votes:	0 0.00%	0 0.00%	32 100.00%	32 100.00%
	Over Votes:	0 0.00%	0 0.00%	0 0.00%	0 0.00%
	Under Votes:	0 0.00%	0 0.00%	0 0.00%	0 0.00%
SECRETARY of STATE, Vote For 1					
	Michael G. ADAMS	0 0.00%	0 0.00%	9 29.03%	9 29.03%
	Andrew ENGLISH	0 0.00%	0 0.00%	5 16.13%	5 16.13%
	Stephen L. KNIPPER	0 0.00%	0 0.00%	14 45.16%	14 45.16%
	Carl NETT	0 0.00%	0 0.00%	3 9.68%	3 9.68%
	Cast Votes:	0 0.00%	0 0.00%	31 96.88%	31 96.88%
	Over Votes:	0 0.00%	0 0.00%	0 0.00%	0 0.00%
	Under Votes:	0 0.00%	0 0.00%	1 3.13%	1 3.13%
ATTORNEY GENERAL, Vote For 1					
	Daniel CAMERON	0 0.00%	0 0.00%	13 44.83%	13 44.83%
	Wil SCHRODER	0 0.00%	0 0.00%	16 55.17%	16 55.17%
	Cast Votes:	0 0.00%	0 0.00%	29 90.63%	29 90.63%
	Over Votes:	0 0.00%	0 0.00%	0 0.00%	0 0.00%
	Under Votes:	0 0.00%	0 0.00%	3 9.38%	3 9.38%
COMMISSIONER of AGRICULTURE, Vote For 1					
	Bill POLYNIAK	0 0.00%	0 0.00%	13 43.33%	13 43.33%
	Ryan F. QUARLES	0 0.00%	0 0.00%	17 56.67%	17 56.67%
	Cast Votes:	0 0.00%	0 0.00%	30 93.75%	30 93.75%
	Over Votes:	0 0.00%	0 0.00%	0 0.00%	0 0.00%
	Under Votes:	0 0.00%	0 0.00%	2 6.25%	2 6.25%
GOVERNOR and LIEUTENANT GOVERNOR, Vote For 1					
	Rocky ADKINS Stephanie HORNE	0 0.00%	0 0.00%	11 30.56%	11 30.56%
	Andy BESHEAR Jacqueline COLEMAN	0 0.00%	0 0.00%	16 44.44%	16 44.44%
	Adam H. EDELEN Gill HOLLAND	0 0.00%	0 0.00%	9 25.00%	9 25.00%
	Geoffrey M. "Geoff" YOUNG Joshua N. "Josh" FRENCH	0 0.00%	0 0.00%	0 0.00%	0 0.00%
	Cast Votes:	0 0.00%	0 0.00%	36 100.00%	36 100.00%
	Over Votes:	0 0.00%	0 0.00%	0 0.00%	0 0.00%
	Under Votes:	0 0.00%	0 0.00%	0 0.00%	0 0.00%




BY:

Precinct Report — Unofficial
PRIMARY ELECTION HELD ON — OFFICIAL BALLOT FOR SIMPSON COUNTY — May 21, 2019

Total Number of Voters : 1,693 of 0 = 0.00%

Precincts Reporting 14 of 14 = 100.00%

Party	Candidate	Absentee	Early	Election	Total
Precinct AB (Ballots Cast: 68)					
SECRETARY of STATE, Vote For 1					
	Jason S. BELCHER	0 0.00%	0 0.00%	6 16.67%	6 16.67%
	Jason GRIFFITH	0 0.00%	0 0.00%	4 11.11%	4 11.11%
	Heather French HENRY	0 0.00%	0 0.00%	26 72.22%	26 72.22%
	Geoff SEBESTA	0 0.00%	0 0.00%	0 0.00%	0 0.00%
	Cast Votes:	0 0.00%	0 0.00%	36 100.00%	36 100.00%
	Over Votes:	0 0.00%	0 0.00%	0 0.00%	0 0.00%
	Under Votes:	0 0.00%	0 0.00%	0 0.00%	0 0.00%
AUDITOR of PUBLIC ACCOUNTS, Vote For 1					
	Kelsey Hayes COOTS	0 0.00%	0 0.00%	10 33.33%	10 33.33%
	Drew CURTIS	0 0.00%	0 0.00%	4 13.33%	4 13.33%
	Sheri DONAHUE	0 0.00%	0 0.00%	12 40.00%	12 40.00%
	Chris TOBE	0 0.00%	0 0.00%	4 13.33%	4 13.33%
	Cast Votes:	0 0.00%	0 0.00%	30 83.33%	30 83.33%
	Over Votes:	0 0.00%	0 0.00%	0 0.00%	0 0.00%
	Under Votes:	0 0.00%	0 0.00%	6 16.67%	6 16.67%
STATE TREASURER, Vote For 1					
	Michael BOWMAN	0 0.00%	0 0.00%	13 43.33%	13 43.33%
	Josh MERS	0 0.00%	0 0.00%	17 56.67%	17 56.67%
	Cast Votes:	0 0.00%	0 0.00%	30 83.33%	30 83.33%
	Over Votes:	0 0.00%	0 0.00%	0 0.00%	0 0.00%
	Under Votes:	0 0.00%	0 0.00%	6 16.67%	6 16.67%
COMMISSIONER of AGRICULTURE, Vote For 1					
	Robert Haley CONWAY	0 0.00%	0 0.00%	22 66.67%	22 66.67%
	Joe TRIGG	0 0.00%	0 0.00%	11 33.33%	11 33.33%
	Cast Votes:	0 0.00%	0 0.00%	33 91.67%	33 91.67%
	Over Votes:	0 0.00%	0 0.00%	0 0.00%	0 0.00%
	Under Votes:	0 0.00%	0 0.00%	3 8.33%	3 8.33%



Precinct Report — Unofficial

PRIMARY ELECTION HELD ON — OFFICIAL BALLOT FOR SIMPSON COUNTY — May 21, 2019

Total Number of Voters : 1,693 of 0 = 0.00%

Precincts Reporting 14 of 14 = 100.00%

Party	Candidate	Absentee	Early	Election	Total
Precinct A101 (Ballots Cast: 163)					
GOVERNOR and LIEUTENANT GOVERNOR, Vote For 1					
	Matthew G. BEVIN Ralph A. ALVARADO	0 0.00%	0 0.00%	33 55.00%	33 55.00%
	Robert GOFORTH Michael T. HOGAN	0 0.00%	0 0.00%	25 41.67%	25 41.67%
	Ike LAWRENCE James Anthony ROSE	0 0.00%	0 0.00%	0 0.00%	0 0.00%
	William E. WOODS Justin B. MILLER	0 0.00%	0 0.00%	2 3.33%	2 3.33%
	Cast Votes:	0 0.00%	0 0.00%	60 100.00%	60 100.00%
	Over Votes:	0 0.00%	0 0.00%	0 0.00%	0 0.00%
	Under Votes:	0 0.00%	0 0.00%	0 0.00%	0 0.00%
SECRETARY of STATE, Vote For 1					
	Michael G. ADAMS	0 0.00%	0 0.00%	19 34.55%	19 34.55%
	Andrew ENGLISH	0 0.00%	0 0.00%	9 16.36%	9 16.36%
	Stephen L. KNIPPER	0 0.00%	0 0.00%	17 30.91%	17 30.91%
	Carl NETT	0 0.00%	0 0.00%	10 18.18%	10 18.18%
	Cast Votes:	0 0.00%	0 0.00%	55 91.67%	55 91.67%
	Over Votes:	0 0.00%	0 0.00%	0 0.00%	0 0.00%
	Under Votes:	0 0.00%	0 0.00%	5 8.33%	5 8.33%
ATTORNEY GENERAL, Vote For 1					
	Daniel CAMERON	0 0.00%	0 0.00%	31 57.41%	31 57.41%
	Wii SCHRODER	0 0.00%	0 0.00%	23 42.59%	23 42.59%
	Cast Votes:	0 0.00%	0 0.00%	54 90.00%	54 90.00%
	Over Votes:	0 0.00%	0 0.00%	0 0.00%	0 0.00%
	Under Votes:	0 0.00%	0 0.00%	6 10.00%	6 10.00%
COMMISSIONER of AGRICULTURE, Vote For 1					
	Bill POLYNIAK	0 0.00%	0 0.00%	7 12.50%	7 12.50%
	Ryan F. QUARLES	0 0.00%	0 0.00%	49 87.50%	49 87.50%
	Cast Votes:	0 0.00%	0 0.00%	56 93.33%	56 93.33%
	Over Votes:	0 0.00%	0 0.00%	0 0.00%	0 0.00%
	Under Votes:	0 0.00%	0 0.00%	4 6.67%	4 6.67%
GOVERNOR and LIEUTENANT GOVERNOR, Vote For 1					
	Rocky ADKINS Stephanie HORNE	0 0.00%	0 0.00%	28 27.45%	28 27.45%
	Andy BESHEAR Jacqueline COLEMAN	0 0.00%	0 0.00%	45 44.12%	45 44.12%
	Adam H. EDELEN Gill HOLLAND	0 0.00%	0 0.00%	26 25.49%	26 25.49%
	Geoffrey M. "Geoff" YOUNG Joshua N. "Josh" FRENCH	0 0.00%	0 0.00%	3 2.94%	3 2.94%
	Cast Votes:	0 0.00%	0 0.00%	102 99.03%	102 99.03%
	Over Votes:	0 0.00%	0 0.00%	0 0.00%	0 0.00%
	Under Votes:	0 0.00%	0 0.00%	1 0.97%	1 0.97%

RECEIVED
MAY 31 2019
BY: _____

Precinct Report — Unofficial
PRIMARY ELECTION HELD ON — OFFICIAL BALLOT FOR SIMPSON COUNTY — May 21, 2019

Total Number of Voters : 1,693 of 0 = 0.00%

Precincts Reporting 14 of 14 = 100.00%

Party	Candidate	Absentee		Early		Election		Total	
Precinct A101 (Ballots Cast: 163)									
SECRETARY of STATE, Vote For 1									
	Jason S. BELCHER	0	0.00%	0	0.00%	25	25.51%	25	25.51%
	Jason GRIFFITH	0	0.00%	0	0.00%	21	21.43%	21	21.43%
	Heather French HENRY	0	0.00%	0	0.00%	48	48.98%	48	48.98%
	Geoff SEBESTA	0	0.00%	0	0.00%	4	4.08%	4	4.08%
	Cast Votes:	0	0.00%	0	0.00%	98	95.15%	98	95.15%
	Over Votes:	0	0.00%	0	0.00%	0	0.00%	0	0.00%
	Under Votes:	0	0.00%	0	0.00%	5	4.85%	5	4.85%
AUDITOR of PUBLIC ACCOUNTS, Vote For 1									
	Kelsey Hayes COOTS	0	0.00%	0	0.00%	30	33.33%	30	33.33%
	Drew CURTIS	0	0.00%	0	0.00%	17	18.89%	17	18.89%
	Sheri DONAHUE	0	0.00%	0	0.00%	30	33.33%	30	33.33%
	Chris TOBE	0	0.00%	0	0.00%	13	14.44%	13	14.44%
	Cast Votes:	0	0.00%	0	0.00%	90	87.38%	90	87.38%
	Over Votes:	0	0.00%	0	0.00%	0	0.00%	0	0.00%
	Under Votes:	0	0.00%	0	0.00%	13	12.62%	13	12.62%
STATE TREASURER, Vote For 1									
	Michael BOWMAN	0	0.00%	0	0.00%	47	51.65%	47	51.65%
	Josh MERS	0	0.00%	0	0.00%	44	48.35%	44	48.35%
	Cast Votes:	0	0.00%	0	0.00%	91	88.35%	91	88.35%
	Over Votes:	0	0.00%	0	0.00%	0	0.00%	0	0.00%
	Under Votes:	0	0.00%	0	0.00%	12	11.65%	12	11.65%
COMMISSIONER of AGRICULTURE, Vote For 1									
	Robert Haley CONWAY	0	0.00%	0	0.00%	68	72.34%	68	72.34%
	Joe TRIGG	0	0.00%	0	0.00%	26	27.66%	26	27.66%
	Cast Votes:	0	0.00%	0	0.00%	94	91.26%	94	91.26%
	Over Votes:	0	0.00%	0	0.00%	0	0.00%	0	0.00%
	Under Votes:	0	0.00%	0	0.00%	9	8.74%	9	8.74%

RECEIVED
MAY 31 2019
BY: _____

Precinct Report — Unofficial
PRIMARY ELECTION HELD ON — OFFICIAL BALLOT FOR SIMPSON COUNTY — May 21, 2019

Total Number of Voters : 1,693 of 0 = 0.00%

Precincts Reporting 14 of 14 = 100.00%

Party	Candidate	Absentee	Early	Election	Total
-------	-----------	----------	-------	----------	-------

Precinct A102 (Ballots Cast: 127)

GOVERNOR and LIEUTENANT GOVERNOR, Vote For 1

Matthew G. BEVIN	Ralph A. ALVARADO	0	0.00%	0	0.00%	27	58.70%	27	58.70%
Robert GOFORTH	Michael T. HOGAN	0	0.00%	0	0.00%	15	32.61%	15	32.61%
Ike LAWRENCE	James Anthony ROSE	0	0.00%	0	0.00%	1	2.17%	1	2.17%
William E. WOODS	Justin B. MILLER	0	0.00%	0	0.00%	3	6.52%	3	6.52%
Cast Votes:		0	0.00%	0	0.00%	46	100.00%	46	100.00%
Over Votes:		0	0.00%	0	0.00%	0	0.00%	0	0.00%
Under Votes:		0	0.00%	0	0.00%	0	0.00%	0	0.00%

SECRETARY of STATE, Vote For 1

Michael G. ADAMS		0	0.00%	0	0.00%	16	36.36%	16	36.36%
Andrew ENGLISH		0	0.00%	0	0.00%	12	27.27%	12	27.27%
Stephen L. KNIPPER		0	0.00%	0	0.00%	12	27.27%	12	27.27%
Carl NETT		0	0.00%	0	0.00%	4	9.09%	4	9.09%
Cast Votes:		0	0.00%	0	0.00%	44	95.65%	44	95.65%
Over Votes:		0	0.00%	0	0.00%	0	0.00%	0	0.00%
Under Votes:		0	0.00%	0	0.00%	2	4.35%	2	4.35%

ATTORNEY GENERAL, Vote For 1

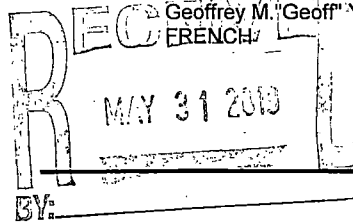
Daniel CAMERON		0	0.00%	0	0.00%	24	54.55%	24	54.55%
Wil SCHRODER		0	0.00%	0	0.00%	20	45.45%	20	45.45%
Cast Votes:		0	0.00%	0	0.00%	44	95.65%	44	95.65%
Over Votes:		0	0.00%	0	0.00%	0	0.00%	0	0.00%
Under Votes:		0	0.00%	0	0.00%	2	4.35%	2	4.35%

COMMISSIONER of AGRICULTURE, Vote For 1

Bill POLYNIAK		0	0.00%	0	0.00%	7	16.28%	7	16.28%
Ryan F. QUARLES		0	0.00%	0	0.00%	36	83.72%	36	83.72%
Cast Votes:		0	0.00%	0	0.00%	43	93.48%	43	93.48%
Over Votes:		0	0.00%	0	0.00%	0	0.00%	0	0.00%
Under Votes:		0	0.00%	0	0.00%	3	6.52%	3	6.52%

GOVERNOR and LIEUTENANT GOVERNOR, Vote For 1

Rocky ADKINS	Stephanie HORNE	0	0.00%	0	0.00%	20	25.00%	20	25.00%
Andy BESHEAR	Jacqueline COLEMAN	0	0.00%	0	0.00%	48	60.00%	48	60.00%
Adam H. EDELEN	Gill HOLLAND	0	0.00%	0	0.00%	7	8.75%	7	8.75%
Geoffrey M. "Geoff" FRENCH	YOUNG Joshua N. "Josh"	0	0.00%	0	0.00%	5	6.25%	5	6.25%
Cast Votes:		0	0.00%	0	0.00%	80	98.77%	80	98.77%
Over Votes:		0	0.00%	0	0.00%	0	0.00%	0	0.00%
Under Votes:		0	0.00%	0	0.00%	1	1.23%	1	1.23%




BY: _____

PRIMARY ELECTION HELD ON — OFFICIAL BALLOT FOR SIMPSON COUNTY — May 21, 2019

Total Number of Voters : 1,693 of 0 = 0.00%

Party	Candidate	Absentee	Early	Election	Total
Precinct A102 (Ballots Cast: 127)					
SECRETARY of STATE, Vote For 1					
	Jason S. BELCHER	0 0.00%	0 0.00%	17 23.29%	17 23.29%
	Jason GRIFFITH	0 0.00%	0 0.00%	14 19.18%	14 19.18%
	Heather French HENRY	0 0.00%	0 0.00%	41 56.16%	41 56.16%
	Geoff SEBESTA	0 0.00%	0 0.00%	1 1.37%	1 1.37%
	Cast Votes:	0 0.00%	0 0.00%	73 90.12%	73 90.12%
	Over Votes:	0 0.00%	0 0.00%	0 0.00%	0 0.00%
	Under Votes:	0 0.00%	0 0.00%	8 9.88%	8 9.88%
AUDITOR of PUBLIC ACCOUNTS, Vote For 1					
	Kelsey Hayes COOTS	0 0.00%	0 0.00%	23 33.33%	23 33.33%
	Drew CURTIS	0 0.00%	0 0.00%	10 14.49%	10 14.49%
	Sheri DONAHUE	0 0.00%	0 0.00%	24 34.78%	24 34.78%
	Chris TOBE	0 0.00%	0 0.00%	12 17.39%	12 17.39%
	Cast Votes:	0 0.00%	0 0.00%	69 85.19%	69 85.19%
	Over Votes:	0 0.00%	0 0.00%	0 0.00%	0 0.00%
	Under Votes:	0 0.00%	0 0.00%	12 14.81%	12 14.81%
STATE TREASURER, Vote For 1					
	Michael BOWMAN	0 0.00%	0 0.00%	40 57.14%	40 57.14%
	Josh MERS	0 0.00%	0 0.00%	30 42.86%	30 42.86%
	Cast Votes:	0 0.00%	0 0.00%	70 86.42%	70 86.42%
	Over Votes:	0 0.00%	0 0.00%	0 0.00%	0 0.00%
	Under Votes:	0 0.00%	0 0.00%	11 13.58%	11 13.58%
COMMISSIONER of AGRICULTURE, Vote For 1					
	Robert Haley CONWAY	0 0.00%	0 0.00%	40 59.70%	40 59.70%
	Joe TRIGG	0 0.00%	0 0.00%	27 40.30%	27 40.30%
	Cast Votes:	0 0.00%	0 0.00%	67 82.72%	67 82.72%
	Over Votes:	0 0.00%	0 0.00%	0 0.00%	0 0.00%
	Under Votes:	0 0.00%	0 0.00%	14 17.28%	14 17.28%




PRIMARY ELECTION HELD ON — OFFICIAL BALLOT FOR SIMPSON COUNTY — May 21, 2019

Precincts Reporting 14 of 14 = 100.00%

Total Number of Voters : 1,693 of 0 = 0.00%

Party	Candidate	Absentee	Early	Election	Total
Precinct A103 (Ballots Cast: 78)					
GOVERNOR and LIEUTENANT GOVERNOR, Vote For 1					
	Matthew G. BEVIN Ralph A. ALVARADO	0 0.00%	0 0.00%	13 54.17%	13 54.17%
	Robert GOFORTH Michael T. HOGAN	0 0.00%	0 0.00%	7 29.17%	7 29.17%
	Ike LAWRENCE James Anthony ROSE	0 0.00%	0 0.00%	1 4.17%	1 4.17%
	William E. WOODS Justin B. MILLER	0 0.00%	0 0.00%	3 12.50%	3 12.50%
	Cast Votes:	0 0.00%	0 0.00%	24 100.00%	24 100.00%
	Over Votes:	0 0.00%	0 0.00%	0 0.00%	0 0.00%
	Under Votes:	0 0.00%	0 0.00%	0 0.00%	0 0.00%
SECRETARY of STATE, Vote For 1					
	Michael G. ADAMS	0 0.00%	0 0.00%	6 26.09%	6 26.09%
	Andrew ENGLISH	0 0.00%	0 0.00%	6 26.09%	6 26.09%
	Stephen L. KNIPPER	0 0.00%	0 0.00%	7 30.43%	7 30.43%
	Carl NETT	0 0.00%	0 0.00%	4 17.39%	4 17.39%
	Cast Votes:	0 0.00%	0 0.00%	23 95.83%	23 95.83%
	Over Votes:	0 0.00%	0 0.00%	0 0.00%	0 0.00%
	Under Votes:	0 0.00%	0 0.00%	1 4.17%	1 4.17%
ATTORNEY GENERAL, Vote For 1					
	Daniel CAMERON	0 0.00%	0 0.00%	10 43.48%	10 43.48%
	Wil SCHRODER	0 0.00%	0 0.00%	13 56.52%	13 56.52%
	Cast Votes:	0 0.00%	0 0.00%	23 95.83%	23 95.83%
	Over Votes:	0 0.00%	0 0.00%	0 0.00%	0 0.00%
	Under Votes:	0 0.00%	0 0.00%	1 4.17%	1 4.17%
COMMISSIONER of AGRICULTURE, Vote For 1					
	Bill POLYNIAK	0 0.00%	0 0.00%	6 27.27%	6 27.27%
	Ryan F. QUARLES	0 0.00%	0 0.00%	16 72.73%	16 72.73%
	Cast Votes:	0 0.00%	0 0.00%	22 91.67%	22 91.67%
	Over Votes:	0 0.00%	0 0.00%	0 0.00%	0 0.00%
	Under Votes:	0 0.00%	0 0.00%	2 8.33%	2 8.33%
GOVERNOR and LIEUTENANT GOVERNOR, Vote For 1					
	Rocky ADKINS Stephanie HORNE	0 0.00%	0 0.00%	19 35.85%	19 35.85%
	Andy BESHEAR Jacqueline COLEMAN	0 0.00%	0 0.00%	22 41.51%	22 41.51%
	Adam H. EDELEN Gill HOLLAND	0 0.00%	0 0.00%	11 20.75%	11 20.75%
	Geoffrey M. "Geoff" YOUNG Joshua N. "Josh" FRENCH	0 0.00%	0 0.00%	1 1.89%	1 1.89%
	Cast Votes:	0 0.00%	0 0.00%	53 98.15%	53 98.15%
	Over Votes:	0 0.00%	0 0.00%	0 0.00%	0 0.00%
	Under Votes:	0 0.00%	0 0.00%	1 1.85%	1 1.85%



PRIMARY ELECTION HELD ON — OFFICIAL BALLOT FOR SIMPSON COUNTY — May 21, 2019

Total Number of Voters : 1,693 of 0 = 0.00%

Party	Candidate	Absentee	Early	Election	Total
-------	-----------	----------	-------	----------	-------

Precinct A103 (Ballots Cast: 78)

SECRETARY of STATE, Vote For 1

Jason S. BELCHER	0	0.00%	0	0.00%	14	27.45%	14	27.45%
Jason GRIFFITH	0	0.00%	0	0.00%	6	11.76%	6	11.76%
Heather French HENRY	0	0.00%	0	0.00%	28	54.90%	28	54.90%
Geoff SEBESTA	0	0.00%	0	0.00%	3	5.88%	3	5.88%
Cast Votes:	0	0.00%	0	0.00%	51	94.44%	51	94.44%
Over Votes:	0	0.00%	0	0.00%	0	0.00%	0	0.00%
Under Votes:	0	0.00%	0	0.00%	3	5.56%	3	5.56%

AUDITOR of PUBLIC ACCOUNTS, Vote For 1

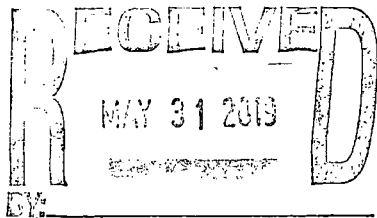
Kelsey Hayes COOTS	0	0.00%	0	0.00%	14	27.45%	14	27.45%
Drew CURTIS	0	0.00%	0	0.00%	9	17.65%	9	17.65%
Sheri DONAHUE	0	0.00%	0	0.00%	20	39.22%	20	39.22%
Chris TOBE	0	0.00%	0	0.00%	8	15.69%	8	15.69%
Cast Votes:	0	0.00%	0	0.00%	51	94.44%	51	94.44%
Over Votes:	0	0.00%	0	0.00%	0	0.00%	0	0.00%
Under Votes:	0	0.00%	0	0.00%	3	5.56%	3	5.56%

STATE TREASURER, Vote For 1

Michael BOWMAN	0	0.00%	0	0.00%	30	58.82%	30	58.82%
Josh MERS	0	0.00%	0	0.00%	21	41.18%	21	41.18%
Cast Votes:	0	0.00%	0	0.00%	51	94.44%	51	94.44%
Over Votes:	0	0.00%	0	0.00%	0	0.00%	0	0.00%
Under Votes:	0	0.00%	0	0.00%	3	5.56%	3	5.56%

COMMISSIONER of AGRICULTURE, Vote For 1

Robert Haley CONWAY	0	0.00%	0	0.00%	27	52.94%	27	52.94%
Joe TRIGG	0	0.00%	0	0.00%	24	47.06%	24	47.06%
Cast Votes:	0	0.00%	0	0.00%	51	94.44%	51	94.44%
Over Votes:	0	0.00%	0	0.00%	0	0.00%	0	0.00%
Under Votes:	0	0.00%	0	0.00%	3	5.56%	3	5.56%



PRIMARY ELECTION HELD ON — OFFICIAL BALLOT FOR SIMPSON COUNTY — May 21, 2019

Total Number of Voters : 1,693 of 0 = 0.00%

Party	Candidate	Absentee	Early	Election	Total
-------	-----------	----------	-------	----------	-------

Precinct B101 (Ballots Cast: 133)

GOVERNOR and LIEUTENANT GOVERNOR, Vote For 1

Matthew G. BEVIN Ralph A. ALVARADO	0	0.00%	0	0.00%	28	56.00%	28	56.00%
Robert GOFORTH Michael T. HOGAN	0	0.00%	0	0.00%	19	38.00%	19	38.00%
Ike LAWRENCE James Anthony ROSE	0	0.00%	0	0.00%	0	0.00%	0	0.00%
William E. WOODS Justin B. MILLER	0	0.00%	0	0.00%	3	6.00%	3	6.00%
Cast Votes:	0	0.00%	0	0.00%	50	98.04%	50	98.04%
Over Votes:	0	0.00%	0	0.00%	0	0.00%	0	0.00%
Under Votes:	0	0.00%	0	0.00%	1	1.96%	1	1.96%

SECRETARY of STATE, Vote For 1

Michael G. ADAMS	0	0.00%	0	0.00%	12	26.67%	12	26.67%
Andrew ENGLISH	0	0.00%	0	0.00%	3	6.67%	3	6.67%
Stephen L. KNIPPER	0	0.00%	0	0.00%	16	35.56%	16	35.56%
Carl NETT	0	0.00%	0	0.00%	14	31.11%	14	31.11%
Cast Votes:	0	0.00%	0	0.00%	45	88.24%	45	88.24%
Over Votes:	0	0.00%	0	0.00%	0	0.00%	0	0.00%
Under Votes:	0	0.00%	0	0.00%	6	11.76%	6	11.76%

ATTORNEY GENERAL, Vote For 1


Daniel CAMERON	0	0.00%	0	0.00%	22	46.81%	22	46.81%
Wil SCHRODER	0	0.00%	0	0.00%	25	53.19%	25	53.19%
Cast Votes:	0	0.00%	0	0.00%	47	92.16%	47	92.16%
Over Votes:	0	0.00%	0	0.00%	0	0.00%	0	0.00%
Under Votes:	0	0.00%	0	0.00%	4	7.84%	4	7.84%

COMMISSIONER of AGRICULTURE, Vote For 1

Bill POLYNYAK	0	0.00%	0	0.00%	9	19.15%	9	19.15%
Ryan F. QUARLES	0	0.00%	0	0.00%	38	80.85%	38	80.85%
Cast Votes:	0	0.00%	0	0.00%	47	92.16%	47	92.16%
Over Votes:	0	0.00%	0	0.00%	0	0.00%	0	0.00%
Under Votes:	0	0.00%	0	0.00%	4	7.84%	4	7.84%

GOVERNOR and LIEUTENANT GOVERNOR, Vote For 1

Rocky ADKINS Stephanie HORNE	0	0.00%	0	0.00%	22	27.50%	22	27.50%
Andy BESHEAR Jacqueline COLEMAN	0	0.00%	0	0.00%	35	43.75%	35	43.75%
Adam H. EDELEN Gill HOLLAND	0	0.00%	0	0.00%	21	26.25%	21	26.25%
Geoffrey M."Geoff" YOUNG Joshua N. "Josh" FRENCH	0	0.00%	0	0.00%	2	2.50%	2	2.50%
Cast Votes:	0	0.00%	0	0.00%	80	97.56%	80	97.56%
Over Votes:	0	0.00%	0	0.00%	1	1.22%	1	1.22%
Under Votes:	0	0.00%	0	0.00%	1	1.22%	1	1.22%



PRIMARY ELECTION HELD ON — OFFICIAL BALLOT FOR SIMPSON COUNTY — May 21, 2019

Precincts Reporting 14 of 14 = 100.00%

Total Number of Voters : 1,693 of 0 = 0.00%

Party	Candidate	Absentee	Early	Election	Total
Precinct B101 (Ballots Cast: 133)					
SECRETARY of STATE, Vote For 1					
	Jason S. BELCHER	0 0.00%	0 0.00%	15 20.00%	15 20.00%
	Jason GRIFFITH	0 0.00%	0 0.00%	9 12.00%	9 12.00%
	Heather French HENRY	0 0.00%	0 0.00%	51 68.00%	51 68.00%
	Geoff SEBESTA	0 0.00%	0 0.00%	0 0.00%	0 0.00%
	Cast Votes:	0 0.00%	0 0.00%	75 91.46%	75 91.46%
	Over Votes:	0 0.00%	0 0.00%	1 1.22%	1 1.22%
	Under Votes:	0 0.00%	0 0.00%	6 7.32%	6 7.32%
AUDITOR of PUBLIC ACCOUNTS, Vote For 1					
	Kelsey Hayes COOTS	0 0.00%	0 0.00%	24 33.80%	24 33.80%
	Drew CURTIS	0 0.00%	0 0.00%	19 26.76%	19 26.76%
	Sheri DONAHUE	0 0.00%	0 0.00%	20 28.17%	20 28.17%
	Chris TOBE	0 0.00%	0 0.00%	8 11.27%	8 11.27%
	Cast Votes:	0 0.00%	0 0.00%	71 86.59%	71 86.59%
	Over Votes:	0 0.00%	0 0.00%	0 0.00%	0 0.00%
	Under Votes:	0 0.00%	0 0.00%	11 13.41%	11 13.41%
STATE TREASURER, Vote For 1					
	Michael BOWMAN	0 0.00%	0 0.00%	40 58.82%	40 58.82%
	Josh MERS	0 0.00%	0 0.00%	28 41.18%	28 41.18%
	Cast Votes:	0 0.00%	0 0.00%	68 82.93%	68 82.93%
	Over Votes:	0 0.00%	0 0.00%	1 1.22%	1 1.22%
	Under Votes:	0 0.00%	0 0.00%	13 15.85%	13 15.85%
COMMISSIONER of AGRICULTURE, Vote For 1					
	Robert Haley CONWAY	0 0.00%	0 0.00%	46 63.01%	46 63.01%
	Joe TRIGG	0 0.00%	0 0.00%	27 36.99%	27 36.99%
	Cast Votes:	0 0.00%	0 0.00%	73 89.02%	73 89.02%
	Over Votes:	0 0.00%	0 0.00%	0 0.00%	0 0.00%
	Under Votes:	0 0.00%	0 0.00%	9 10.98%	9 10.98%

RECEIVED
 MAY 31 2019
 BY: _____

PRIMARY ELECTION HELD ON — OFFICIAL BALLOT FOR SIMPSON COUNTY — May 21, 2019

Precincts Reporting 14 of 14 = 100.00%

Total Number of Voters : 1,693 of 0 = 0.00%

Party	Candidate	Absentee	Early	Election	Total
-------	-----------	----------	-------	----------	-------

Precinct B102 (Ballots Cast: 51)

GOVERNOR and LIEUTENANT GOVERNOR, Vote For 1

Matthew G. BEVIN Ralph A. ALVARADO	0	0.00%	0	0.00%	10	47.62%	10	47.62%
Robert GOFORTH Michael T. HOGAN	0	0.00%	0	0.00%	7	33.33%	7	33.33%
Ike LAWRENCE James Anthony ROSE	0	0.00%	0	0.00%	0	0.00%	0	0.00%
William E. WOODS Justin B. MILLER	0	0.00%	0	0.00%	4	19.05%	4	19.05%
Cast Votes:	0	0.00%	0	0.00%	21	100.00%	21	100.00%
Over Votes:	0	0.00%	0	0.00%	0	0.00%	0	0.00%
Under Votes:	0	0.00%	0	0.00%	0	0.00%	0	0.00%

SECRETARY of STATE, Vote For 1

Michael G. ADAMS	0	0.00%	0	0.00%	3	14.29%	3	14.29%
Andrew ENGLISH	0	0.00%	0	0.00%	11	52.38%	11	52.38%
Stephen L. KNIPPER	0	0.00%	0	0.00%	4	19.05%	4	19.05%
Carl NETT	0	0.00%	0	0.00%	3	14.29%	3	14.29%
Cast Votes:	0	0.00%	0	0.00%	21	100.00%	21	100.00%
Over Votes:	0	0.00%	0	0.00%	0	0.00%	0	0.00%
Under Votes:	0	0.00%	0	0.00%	0	0.00%	0	0.00%

ATTORNEY GENERAL, Vote For 1

Daniel CAMERON	0	0.00%	0	0.00%	9	42.86%	9	42.86%
Wil SCHRODER	0	0.00%	0	0.00%	12	57.14%	12	57.14%
Cast Votes:	0	0.00%	0	0.00%	21	100.00%	21	100.00%
Over Votes:	0	0.00%	0	0.00%	0	0.00%	0	0.00%
Under Votes:	0	0.00%	0	0.00%	0	0.00%	0	0.00%

COMMISSIONER of AGRICULTURE, Vote For 1

Bill POLYNIAK	0	0.00%	0	0.00%	3	15.00%	3	15.00%
Ryan F. QUARLES	0	0.00%	0	0.00%	17	85.00%	17	85.00%
Cast Votes:	0	0.00%	0	0.00%	20	95.24%	20	95.24%
Over Votes:	0	0.00%	0	0.00%	0	0.00%	0	0.00%
Under Votes:	0	0.00%	0	0.00%	1	4.76%	1	4.76%

GOVERNOR and LIEUTENANT GOVERNOR, Vote For 1

Rocky ADKINS Stephanie HORNE	0	0.00%	0	0.00%	8	26.67%	8	26.67%
Andy BESHEAR Jacqueline COLEMAN	0	0.00%	0	0.00%	15	50.00%	15	50.00%
Adam H. EDELEN Gill HOLLAND	0	0.00%	0	0.00%	7	23.33%	7	23.33%
Geoffrey M. "Geoff" YOUNG Joshua N. "Josh" FRENCH	0	0.00%	0	0.00%	0	0.00%	0	0.00%
Cast Votes:	0	0.00%	0	0.00%	30	100.00%	30	100.00%
Over Votes:	0	0.00%	0	0.00%	0	0.00%	0	0.00%
Under Votes:	0	0.00%	0	0.00%	0	0.00%	0	0.00%

RECEIVED
MAY 31 2019
BY: _____

PRIMARY ELECTION HELD ON — OFFICIAL BALLOT FOR SIMPSON COUNTY — May 21, 2019

Total Number of Voters : 1,693 of 0 = 0.00%

Precincts Reporting 14 of 14 = 100.00%

Party	Candidate	Absentee		Early		Election		Total	
Precinct B102 (Ballots Cast: 51)									
SECRETARY of STATE, Vote For 1									
	Jason S. BELCHER	0	0.00%	0	0.00%	7	24.14%	7	24.14%
	Jason GRIFFITH	0	0.00%	0	0.00%	11	37.93%	11	37.93%
	Heather French HENRY	0	0.00%	0	0.00%	10	34.48%	10	34.48%
	Geoff SEBESTA	0	0.00%	0	0.00%	1	3.45%	1	3.45%
	Cast Votes:	0	0.00%	0	0.00%	29	96.67%	29	96.67%
	Over Votes:	0	0.00%	0	0.00%	0	0.00%	0	0.00%
	Under Votes:	0	0.00%	0	0.00%	1	3.33%	1	3.33%
AUDITOR of PUBLIC ACCOUNTS, Vote For 1									
	Kelsey Hayes COOTS	0	0.00%	0	0.00%	9	33.33%	9	33.33%
	Drew CURTIS	0	0.00%	0	0.00%	5	18.52%	5	18.52%
	Sheri DONAHUE	0	0.00%	0	0.00%	10	37.04%	10	37.04%
	Chris TOBE	0	0.00%	0	0.00%	3	11.11%	3	11.11%
	Cast Votes:	0	0.00%	0	0.00%	27	90.00%	27	90.00%
	Over Votes:	0	0.00%	0	0.00%	0	0.00%	0	0.00%
	Under Votes:	0	0.00%	0	0.00%	3	10.00%	3	10.00%
STATE TREASURER, Vote For 1									
	Michael BOWMAN	0	0.00%	0	0.00%	20	68.97%	20	68.97%
	Josh MERS	0	0.00%	0	0.00%	9	31.03%	9	31.03%
	Cast Votes:	0	0.00%	0	0.00%	29	96.67%	29	96.67%
	Over Votes:	0	0.00%	0	0.00%	0	0.00%	0	0.00%
	Under Votes:	0	0.00%	0	0.00%	1	3.33%	1	3.33%
COMMISSIONER of AGRICULTURE, Vote For 1									
	Robert Haley CONWAY	0	0.00%	0	0.00%	18	62.07%	18	62.07%
	Joe TRIGG	0	0.00%	0	0.00%	11	37.93%	11	37.93%
	Cast Votes:	0	0.00%	0	0.00%	29	96.67%	29	96.67%
	Over Votes:	0	0.00%	0	0.00%	0	0.00%	0	0.00%
	Under Votes:	0	0.00%	0	0.00%	1	3.33%	1	3.33%

RECEIVED
 MAY 31 2019
 BY: _____

PRIMARY ELECTION HELD ON — OFFICIAL BALLOT FOR SIMPSON COUNTY — May 21, 2019

Total Number of Voters : 1,693 of 0 = 0.00%

Party	Candidate	Absentee	Early	Election	Total
Precinct B103 (Ballots Cast: 234)					
GOVERNOR and LIEUTENANT GOVERNOR, Vote For 1					
	Matthew G. BEVIN Ralph A. ALVARADO	0 0.00%	0 0.00%	46 49.46%	46 49.46%
	Robert GOFORTH Michael T. HOGAN	0 0.00%	0 0.00%	40 43.01%	40 43.01%
	Ike LAWRENCE James Anthony ROSE	0 0.00%	0 0.00%	3 3.23%	3 3.23%
	William E. WOODS Justin B. MILLER	0 0.00%	0 0.00%	4 4.30%	4 4.30%
	Cast Votes:	0 0.00%	0 0.00%	93 100.00%	93 100.00%
	Over Votes:	0 0.00%	0 0.00%	0 0.00%	0 0.00%
	Under Votes:	0 0.00%	0 0.00%	0 0.00%	0 0.00%
SECRETARY of STATE, Vote For 1					
	Michael G. ADAMS	0 0.00%	0 0.00%	30 35.71%	30 35.71%
	Andrew ENGLISH	0 0.00%	0 0.00%	24 28.57%	24 28.57%
	Stephen L. KNIPPER	0 0.00%	0 0.00%	18 21.43%	18 21.43%
	Carl NETT	0 0.00%	0 0.00%	12 14.29%	12 14.29%
	Cast Votes:	0 0.00%	0 0.00%	84 90.32%	84 90.32%
	Over Votes:	0 0.00%	0 0.00%	0 0.00%	0 0.00%
	Under Votes:	0 0.00%	0 0.00%	9 9.68%	9 9.68%
ATTORNEY GENERAL, Vote For 1					
	Daniel CAMERON	0 0.00%	0 0.00%	46 55.42%	46 55.42%
	Wil SCHRODER	0 0.00%	0 0.00%	37 44.58%	37 44.58%
	Cast Votes:	0 0.00%	0 0.00%	83 89.25%	83 89.25%
	Over Votes:	0 0.00%	0 0.00%	0 0.00%	0 0.00%
	Under Votes:	0 0.00%	0 0.00%	10 10.75%	10 10.75%
COMMISSIONER of AGRICULTURE, Vote For 1					
	Bill POLYNIK	0 0.00%	0 0.00%	15 17.86%	15 17.86%
	Ryan F. QUARLES	0 0.00%	0 0.00%	69 82.14%	69 82.14%
	Cast Votes:	0 0.00%	0 0.00%	84 90.32%	84 90.32%
	Over Votes:	0 0.00%	0 0.00%	0 0.00%	0 0.00%
	Under Votes:	0 0.00%	0 0.00%	9 9.68%	9 9.68%
GOVERNOR and LIEUTENANT GOVERNOR, Vote For 1					
	Rocky ADKINS Stephanie HORNE	0 0.00%	0 0.00%	48 34.04%	48 34.04%
	Andy BESHEAR Jacqueline COLEMAN	0 0.00%	0 0.00%	69 48.94%	69 48.94%
	Adam H. EDELEN Gill HOLLAND	0 0.00%	0 0.00%	21 14.89%	21 14.89%
	Geoffrey M."Geoff" YOUNG Joshua N. "Josh" FRENCH	0 0.00%	0 0.00%	3 2.13%	3 2.13%
	Cast Votes:	0 0.00%	0 0.00%	141 100.00%	141 100.00%
	Over Votes:	0 0.00%	0 0.00%	0 0.00%	0 0.00%
	Under Votes:	0 0.00%	0 0.00%	0 0.00%	0 0.00%


RECEIVED
 MAY 31 2019
 BY: _____

PRIMARY ELECTION HELD ON — OFFICIAL BALLOT FOR SIMPSON COUNTY — May 21, 2019

Precincts Reporting 14 of 14 = 100.00%

Total Number of Voters : 1,693 of 0 = 0.00%


Party	Candidate	Absentee	Early	Election	Total
Precinct B103 (Ballots Cast: 234)					
SECRETARY of STATE, Vote For 1					
	Jason S. BELCHER	0 0.00%	0 0.00%	18 14.40%	18 14.40%
	Jason GRIFFITH	0 0.00%	0 0.00%	31 24.80%	31 24.80%
	Heather French HENRY	0 0.00%	0 0.00%	73 58.40%	73 58.40%
	Geoff SEBESTA	0 0.00%	0 0.00%	3 2.40%	3 2.40%
	Cast Votes:	0 0.00%	0 0.00%	125 88.65%	125 88.65%
	Over Votes:	0 0.00%	0 0.00%	0 0.00%	0 0.00%
	Under Votes:	0 0.00%	0 0.00%	16 11.35%	16 11.35%
AUDITOR of PUBLIC ACCOUNTS, Vote For 1					
	Kelsey Hayes COOTS	0 0.00%	0 0.00%	39 33.62%	39 33.62%
	Drew CURTIS	0 0.00%	0 0.00%	14 12.07%	14 12.07%
	Sheri DONAHUE	0 0.00%	0 0.00%	49 42.24%	49 42.24%
	Chris TOBE	0 0.00%	0 0.00%	14 12.07%	14 12.07%
	Cast Votes:	0 0.00%	0 0.00%	116 82.27%	116 82.27%
	Over Votes:	0 0.00%	0 0.00%	0 0.00%	0 0.00%
	Under Votes:	0 0.00%	0 0.00%	25 17.73%	25 17.73%
STATE TREASURER, Vote For 1					
	Michael BOWMAN	0 0.00%	0 0.00%	65 52.85%	65 52.85%
	Josh MERS	0 0.00%	0 0.00%	58 47.15%	58 47.15%
	Cast Votes:	0 0.00%	0 0.00%	123 87.23%	123 87.23%
	Over Votes:	0 0.00%	0 0.00%	0 0.00%	0 0.00%
	Under Votes:	0 0.00%	0 0.00%	18 12.77%	18 12.77%
COMMISSIONER of AGRICULTURE, Vote For 1					
	Robert Haley CONWAY	0 0.00%	0 0.00%	74 62.18%	74 62.18%
	Joe TRIGG	0 0.00%	0 0.00%	45 37.82%	45 37.82%
	Cast Votes:	0 0.00%	0 0.00%	119 84.40%	119 84.40%
	Over Votes:	0 0.00%	0 0.00%	0 0.00%	0 0.00%
	Under Votes:	0 0.00%	0 0.00%	22 15.60%	22 15.60%



PRIMARY ELECTION HELD ON — OFFICIAL BALLOT FOR SIMPSON COUNTY — May 21, 2019

Total Number of Voters : 1,693 of 0 = 0.00%

Party	Candidate	Absentee		Early		Election		Total	
Precinct C101 (Ballots Cast: 73)									
GOVERNOR and LIEUTENANT GOVERNOR, Vote For 1									
	Matthew G. BEVIN Ralph A. ALVARADO	0	0.00%	0	0.00%	13	61.90%	13	61.90%
	Robert GOFORTH Michael T. HOGAN	0	0.00%	0	0.00%	8	38.10%	8	38.10%
	Ike LAWRENCE James Anthony ROSE	0	0.00%	0	0.00%	0	0.00%	0	0.00%
	William E. WOODS Justin B. MILLER	0	0.00%	0	0.00%	0	0.00%	0	0.00%
	Cast Votes:	0	0.00%	0	0.00%	21	100.00%	21	100.00%
	Over Votes:	0	0.00%	0	0.00%	0	0.00%	0	0.00%
	Under Votes:	0	0.00%	0	0.00%	0	0.00%	0	0.00%
SECRETARY of STATE, Vote For 1									
	Michael G. ADAMS	0	0.00%	0	0.00%	7	41.18%	7	41.18%
	Andrew ENGLISH	0	0.00%	0	0.00%	2	11.76%	2	11.76%
	Stephen L. KNIPPER	0	0.00%	0	0.00%	6	35.29%	6	35.29%
	Carl NETT	0	0.00%	0	0.00%	2	11.76%	2	11.76%
	Cast Votes:	0	0.00%	0	0.00%	17	80.95%	17	80.95%
	Over Votes:	0	0.00%	0	0.00%	0	0.00%	0	0.00%
	Under Votes:	0	0.00%	0	0.00%	4	19.05%	4	19.05%
ATTORNEY GENERAL, Vote For 1									
	Daniel CAMERON	0	0.00%	0	0.00%	9	56.25%	9	56.25%
	Wil SCHRODER	0	0.00%	0	0.00%	7	43.75%	7	43.75%
	Cast Votes:	0	0.00%	0	0.00%	16	76.19%	16	76.19%
	Over Votes:	0	0.00%	0	0.00%	0	0.00%	0	0.00%
	Under Votes:	0	0.00%	0	0.00%	5	23.81%	5	23.81%
COMMISSIONER of AGRICULTURE, Vote For 1									
	Bill POLYNIAK	0	0.00%	0	0.00%	5	31.25%	5	31.25%
	Ryan F. QUARLES	0	0.00%	0	0.00%	11	68.75%	11	68.75%
	Cast Votes:	0	0.00%	0	0.00%	16	76.19%	16	76.19%
	Over Votes:	0	0.00%	0	0.00%	0	0.00%	0	0.00%
	Under Votes:	0	0.00%	0	0.00%	5	23.81%	5	23.81%
GOVERNOR and LIEUTENANT GOVERNOR, Vote For 1									
	Rocky ADKINS Stephanie HORNE	0	0.00%	0	0.00%	10	19.23%	10	19.23%
	Andy BESHEAR Jacqueline COLEMAN	0	0.00%	0	0.00%	30	57.69%	30	57.69%
	Adam H. EDELEN Gill HOLLAND	0	0.00%	0	0.00%	7	13.46%	7	13.46%
	Geoffrey M."Geoff" YOUNG Joshua N. "Josh" FRENCH	0	0.00%	0	0.00%	5	9.62%	5	9.62%
	Cast Votes:	0	0.00%	0	0.00%	52	100.00%	52	100.00%
	Over Votes:	0	0.00%	0	0.00%	0	0.00%	0	0.00%
	Under Votes:	0	0.00%	0	0.00%	0	0.00%	0	0.00%



PRIMARY ELECTION HELD ON — OFFICIAL BALLOT FOR SIMPSON COUNTY — May 21, 2019

Total Number of Voters : 1,693 of 0 = 0.00%


Party	Candidate	Absentee	Early	Election	Total
Precinct C101 (Ballots Cast: 73)					
SECRETARY of STATE, Vote For 1					
	Jason S. BELCHER	0 0.00%	0 0.00%	9 20.45%	9 20.45%
	Jason GRIFFITH	0 0.00%	0 0.00%	5 11.36%	5 11.36%
	Heather French HENRY	0 0.00%	0 0.00%	26 59.09%	26 59.09%
	Geoff SEBESTA	0 0.00%	0 0.00%	4 9.09%	4 9.09%
	Cast Votes:	0 0.00%	0 0.00%	44 84.62%	44 84.62%
	Over Votes:	0 0.00%	0 0.00%	0 0.00%	0 0.00%
	Under Votes:	0 0.00%	0 0.00%	8 15.38%	8 15.38%
AUDITOR of PUBLIC ACCOUNTS, Vote For 1					
	Kelsey Hayes COOTS	0 0.00%	0 0.00%	12 29.27%	12 29.27%
	Drew CURTIS	0 0.00%	0 0.00%	8 19.51%	8 19.51%
	Sheri DONAHUE	0 0.00%	0 0.00%	13 31.71%	13 31.71%
	Chris TOBE	0 0.00%	0 0.00%	8 19.51%	8 19.51%
	Cast Votes:	0 0.00%	0 0.00%	41 78.85%	41 78.85%
	Over Votes:	0 0.00%	0 0.00%	0 0.00%	0 0.00%
	Under Votes:	0 0.00%	0 0.00%	11 21.15%	11 21.15%
STATE TREASURER, Vote For 1					
	Michael BOWMAN	0 0.00%	0 0.00%	17 42.50%	17 42.50%
	Josh MERS	0 0.00%	0 0.00%	23 57.50%	23 57.50%
	Cast Votes:	0 0.00%	0 0.00%	40 76.92%	40 76.92%
	Over Votes:	0 0.00%	0 0.00%	0 0.00%	0 0.00%
	Under Votes:	0 0.00%	0 0.00%	12 23.08%	12 23.08%
COMMISSIONER of AGRICULTURE, Vote For 1					
	Robert Haley CONWAY	0 0.00%	0 0.00%	28 65.12%	28 65.12%
	Joe TRIGG	0 0.00%	0 0.00%	15 34.88%	15 34.88%
	Cast Votes:	0 0.00%	0 0.00%	43 82.69%	43 82.69%
	Over Votes:	0 0.00%	0 0.00%	0 0.00%	0 0.00%
	Under Votes:	0 0.00%	0 0.00%	9 17.31%	9 17.31%

RECEIVED
 MAY 31 2019
 BY: _____

PRIMARY ELECTION HELD ON — OFFICIAL BALLOT FOR SIMPSON COUNTY — May 21, 2019

Total Number of Voters : 1,693 of 0 = 0.00%

Party	Candidate	Absentee	Early	Election	Total
Precinct C103 (Ballots Cast: 114)					
GOVERNOR and LIEUTENANT GOVERNOR, Vote For 1					
	Matthew G. BEVIN Ralph A. ALVARADO	0 0.00%	0 0.00%	20 62.50%	20 62.50%
	Robert GOFORTH Michael T. HOGAN	0 0.00%	0 0.00%	12 37.50%	12 37.50%
	Ike LAWRENCE James Anthony ROSE	0 0.00%	0 0.00%	0 0.00%	0 0.00%
	William E. WOODS Justin B. MILLER	0 0.00%	0 0.00%	0 0.00%	0 0.00%
	Cast Votes:	0 0.00%	0 0.00%	32 96.97%	32 96.97%
	Over Votes:	0 0.00%	0 0.00%	0 0.00%	0 0.00%
	Under Votes:	0 0.00%	0 0.00%	1 3.03%	1 3.03%
SECRETARY of STATE, Vote For 1					
	Michael G. ADAMS	0 0.00%	0 0.00%	11 39.29%	11 39.29%
	Andrew ENGLISH	0 0.00%	0 0.00%	10 35.71%	10 35.71%
	Stephen L. KNIPPER	0 0.00%	0 0.00%	5 17.86%	5 17.86%
	Carl NETT	0 0.00%	0 0.00%	2 7.14%	2 7.14%
	Cast Votes:	0 0.00%	0 0.00%	28 84.85%	28 84.85%
	Over Votes:	0 0.00%	0 0.00%	0 0.00%	0 0.00%
	Under Votes:	0 0.00%	0 0.00%	5 15.15%	5 15.15%
ATTORNEY GENERAL, Vote For 1					
	Daniel CAMERON	0 0.00%	0 0.00%	22 75.86%	22 75.86%
	Wil SCHRODER	0 0.00%	0 0.00%	7 24.14%	7 24.14%
	Cast Votes:	0 0.00%	0 0.00%	29 87.88%	29 87.88%
	Over Votes:	0 0.00%	0 0.00%	0 0.00%	0 0.00%
	Under Votes:	0 0.00%	0 0.00%	4 12.12%	4 12.12%
COMMISSIONER of AGRICULTURE, Vote For 1					
	Bill POLYNIK	0 0.00%	0 0.00%	9 31.03%	9 31.03%
	Ryan F. QUARLES	0 0.00%	0 0.00%	20 68.97%	20 68.97%
	Cast Votes:	0 0.00%	0 0.00%	29 87.88%	29 87.88%
	Over Votes:	0 0.00%	0 0.00%	0 0.00%	0 0.00%
	Under Votes:	0 0.00%	0 0.00%	4 12.12%	4 12.12%
GOVERNOR and LIEUTENANT GOVERNOR, Vote For 1					
	Rocky ADKINS Stephanie HORNE	0 0.00%	0 0.00%	27 34.18%	27 34.18%
	Andy BESHEAR Jacqueline COLEMAN	0 0.00%	0 0.00%	33 41.77%	33 41.77%
	Adam H. EDELEN Gill HOLLAND	0 0.00%	0 0.00%	13 16.46%	13 16.46%
	Geoffrey M."Geoff" YOUNG Joshua N. "Josh" FRENCH	0 0.00%	0 0.00%	6 7.59%	6 7.59%
	Cast Votes:	0 0.00%	0 0.00%	79 97.53%	79 97.53%
	Over Votes:	0 0.00%	0 0.00%	0 0.00%	0 0.00%
	Under Votes:	0 0.00%	0 0.00%	2 2.47%	2 2.47%




PRIMARY ELECTION HELD ON — OFFICIAL BALLOT FOR SIMPSON COUNTY — May 21, 2019

Precincts Reporting 14 of 14 = 100.00%

Total Number of Voters : 1,693 of 0 = 0.00%


Party	Candidate	Absentee	Early	Election	Total
Precinct C103 (Ballots Cast: 114)					
SECRETARY of STATE, Vote For 1					
	Jason S. BELCHER	0 0.00%	0 0.00%	12 16.67%	12 16.67%
	Jason GRIFFITH	0 0.00%	0 0.00%	7 9.72%	7 9.72%
	Heather French HENRY	0 0.00%	0 0.00%	50 69.44%	50 69.44%
	Geoff SEBESTA	0 0.00%	0 0.00%	3 4.17%	3 4.17%
	Cast Votes:	0 0.00%	0 0.00%	72 88.89%	72 88.89%
	Over Votes:	0 0.00%	0 0.00%	0 0.00%	0 0.00%
	Under Votes:	0 0.00%	0 0.00%	9 11.11%	9 11.11%
AUDITOR of PUBLIC ACCOUNTS, Vote For 1					
	Kelsey Hayes COOTS	0 0.00%	0 0.00%	33 47.14%	33 47.14%
	Drew CURTIS	0 0.00%	0 0.00%	8 11.43%	8 11.43%
	Sheri DONAHUE	0 0.00%	0 0.00%	20 28.57%	20 28.57%
	Chris TOBE	0 0.00%	0 0.00%	9 12.86%	9 12.86%
	Cast Votes:	0 0.00%	0 0.00%	70 86.42%	70 86.42%
	Over Votes:	0 0.00%	0 0.00%	0 0.00%	0 0.00%
	Under Votes:	0 0.00%	0 0.00%	11 13.58%	11 13.58%
STATE TREASURER, Vote For 1					
	Michael BOWMAN	0 0.00%	0 0.00%	46 63.01%	46 63.01%
	Josh MERS	0 0.00%	0 0.00%	27 36.99%	27 36.99%
	Cast Votes:	0 0.00%	0 0.00%	73 90.12%	73 90.12%
	Over Votes:	0 0.00%	0 0.00%	0 0.00%	0 0.00%
	Under Votes:	0 0.00%	0 0.00%	8 9.88%	8 9.88%
COMMISSIONER of AGRICULTURE, Vote For 1					
	Robert Haley CONWAY	0 0.00%	0 0.00%	43 59.72%	43 59.72%
	Joe TRIGG	0 0.00%	0 0.00%	29 40.28%	29 40.28%
	Cast Votes:	0 0.00%	0 0.00%	72 88.89%	72 88.89%
	Over Votes:	0 0.00%	0 0.00%	0 0.00%	0 0.00%
	Under Votes:	0 0.00%	0 0.00%	9 11.11%	9 11.11%



PRIMARY ELECTION HELD ON — OFFICIAL BALLOT FOR SIMPSON COUNTY — May 21, 2019

Total Number of Voters : 1,693 of 0 = 0.00%


Party	Candidate	Absentee	Early	Election	Total
Precinct C104 (Ballots Cast: 287)					
GOVERNOR and LIEUTENANT GOVERNOR, Vote For 1					
	Matthew G. BEVIN Ralph A. ALVARADO	0 0.00%	0 0.00%	67 52.34%	67 52.34%
	Robert GOFORTH Michael T. HOGAN	0 0.00%	0 0.00%	59 46.09%	59 46.09%
	Ike LAWRENCE James Anthony ROSE	0 0.00%	0 0.00%	2 1.56%	2 1.56%
	William E. WOODS Justin B. MILLER	0 0.00%	0 0.00%	0 0.00%	0 0.00%
	Cast Votes:	0 0.00%	0 0.00%	128 99.22%	128 99.22%
	Over Votes:	0 0.00%	0 0.00%	0 0.00%	0 0.00%
	Under Votes:	0 0.00%	0 0.00%	1 0.78%	1 0.78%
SECRETARY of STATE, Vote For 1					
	Michael G. ADAMS	0 0.00%	0 0.00%	36 32.43%	36 32.43%
	Andrew ENGLISH	0 0.00%	0 0.00%	30 27.03%	30 27.03%
	Stephen L. KNIPPER	0 0.00%	0 0.00%	31 27.93%	31 27.93%
	Carl NETT	0 0.00%	0 0.00%	14 12.61%	14 12.61%
	Cast Votes:	0 0.00%	0 0.00%	111 86.05%	111 86.05%
	Over Votes:	0 0.00%	0 0.00%	0 0.00%	0 0.00%
	Under Votes:	0 0.00%	0 0.00%	18 13.95%	18 13.95%
ATTORNEY GENERAL, Vote For 1					
	Daniel CAMERON	0 0.00%	0 0.00%	57 48.72%	57 48.72%
	Wil SCHRODER	0 0.00%	0 0.00%	60 51.28%	60 51.28%
	Cast Votes:	0 0.00%	0 0.00%	117 90.70%	117 90.70%
	Over Votes:	0 0.00%	0 0.00%	0 0.00%	0 0.00%
	Under Votes:	0 0.00%	0 0.00%	12 9.30%	12 9.30%
COMMISSIONER of AGRICULTURE, Vote For 1					
	Bill POLYNYAK	0 0.00%	0 0.00%	25 20.33%	25 20.33%
	Ryan F. QUARLES	0 0.00%	0 0.00%	98 79.67%	98 79.67%
	Cast Votes:	0 0.00%	0 0.00%	123 95.35%	123 95.35%
	Over Votes:	0 0.00%	0 0.00%	0 0.00%	0 0.00%
	Under Votes:	0 0.00%	0 0.00%	6 4.65%	6 4.65%
GOVERNOR and LIEUTENANT GOVERNOR, Vote For 1					
	Rocky ADKINS Stephanie HORNE	0 0.00%	0 0.00%	63 40.13%	63 40.13%
	Andy BESHEAR Jacqueline COLEMAN	0 0.00%	0 0.00%	65 41.40%	65 41.40%
	Adam H. EDELEN Gill HOLLAND	0 0.00%	0 0.00%	25 15.92%	25 15.92%
	Geoffrey M."Geoff" YOUNG Joshua N. "Josh" FRENCH	0 0.00%	0 0.00%	4 2.55%	4 2.55%
	Cast Votes:	0 0.00%	0 0.00%	157 99.37%	157 99.37%
	Over Votes:	0 0.00%	0 0.00%	0 0.00%	0 0.00%
	Under Votes:	0 0.00%	0 0.00%	1 0.63%	1 0.63%



PRIMARY ELECTION HELD ON — OFFICIAL BALLOT FOR SIMPSON COUNTY — May 21, 2019

Total Number of Voters : 1,693 of 0 = 0.00%

Party	Candidate	Absentee	Early	Election	Total
Precinct C104 (Ballots Cast: 287)					
SECRETARY of STATE, Vote For 1					
	Jason S. BELCHER	0 0.00%	0 0.00%	33 23.08%	33 23.08%
	Jason GRIFFITH	0 0.00%	0 0.00%	23 16.08%	23 16.08%
	Heather French HENRY	0 0.00%	0 0.00%	83 58.04%	83 58.04%
	Geoff SEBESTA	0 0.00%	0 0.00%	4 2.80%	4 2.80%
	Cast Votes:	0 0.00%	0 0.00%	143 90.51%	143 90.51%
	Over Votes:	0 0.00%	0 0.00%	0 0.00%	0 0.00%
	Under Votes:	0 0.00%	0 0.00%	15 9.49%	15 9.49%
AUDITOR of PUBLIC ACCOUNTS, Vote For 1					
	Kelsey Hayes COOTS	0 0.00%	0 0.00%	44 33.85%	44 33.85%
	Drew CURTIS	0 0.00%	0 0.00%	26 20.00%	26 20.00%
	Sheri DONAHUE	0 0.00%	0 0.00%	38 29.23%	38 29.23%
	Chris TOBE	0 0.00%	0 0.00%	22 16.92%	22 16.92%
	Cast Votes:	0 0.00%	0 0.00%	130 82.28%	130 82.28%
	Over Votes:	0 0.00%	0 0.00%	0 0.00%	0 0.00%
	Under Votes:	0 0.00%	0 0.00%	28 17.72%	28 17.72%
STATE TREASURER, Vote For 1					
	Michael BOWMAN	0 0.00%	0 0.00%	64 49.23%	64 49.23%
	Josh MERS	0 0.00%	0 0.00%	66 50.77%	66 50.77%
	Cast Votes:	0 0.00%	0 0.00%	130 82.28%	130 82.28%
	Over Votes:	0 0.00%	0 0.00%	0 0.00%	0 0.00%
	Under Votes:	0 0.00%	0 0.00%	28 17.72%	28 17.72%
COMMISSIONER of AGRICULTURE, Vote For 1					
	Robert Haley CONWAY	0 0.00%	0 0.00%	88 65.19%	88 65.19%
	Joe TRIGG	0 0.00%	0 0.00%	47 34.81%	47 34.81%
	Cast Votes:	0 0.00%	0 0.00%	135 85.44%	135 85.44%
	Over Votes:	0 0.00%	0 0.00%	0 0.00%	0 0.00%
	Under Votes:	0 0.00%	0 0.00%	23 14.56%	23 14.56%



PRIMARY ELECTION HELD ON — OFFICIAL BALLOT FOR SIMPSON COUNTY — May 21, 2019

Total Number of Voters : 1,693 of 0 = 0.00%


Party	Candidate	Absentee	Early	Election	Total
Precinct D101 (Ballots Cast: 59)					
GOVERNOR and LIEUTENANT GOVERNOR, Vote For 1					
	Matthew G. BEVIN Ralph A. ALVARADO	0 0.00%	0 0.00%	18 66.67%	18 66.67%
	Robert GOFORTH Michael T. HOGAN	0 0.00%	0 0.00%	9 33.33%	9 33.33%
	Ike LAWRENCE James Anthony ROSE	0 0.00%	0 0.00%	0 0.00%	0 0.00%
	William E. WOODS Justin B. MILLER	0 0.00%	0 0.00%	0 0.00%	0 0.00%
	Cast Votes:	0 0.00%	0 0.00%	27 100.00%	27 100.00%
	Over Votes:	0 0.00%	0 0.00%	0 0.00%	0 0.00%
	Under Votes:	0 0.00%	0 0.00%	0 0.00%	0 0.00%
SECRETARY of STATE, Vote For 1					
	Michael G. ADAMS	0 0.00%	0 0.00%	5 20.83%	5 20.83%
	Andrew ENGLISH	0 0.00%	0 0.00%	3 12.50%	3 12.50%
	Stephen L. KNIPPER	0 0.00%	0 0.00%	9 37.50%	9 37.50%
	Carl NETT	0 0.00%	0 0.00%	7 29.17%	7 29.17%
	Cast Votes:	0 0.00%	0 0.00%	24 88.89%	24 88.89%
	Over Votes:	0 0.00%	0 0.00%	0 0.00%	0 0.00%
	Under Votes:	0 0.00%	0 0.00%	3 11.11%	3 11.11%
ATTORNEY GENERAL, Vote For 1					
	Daniel CAMERON	0 0.00%	0 0.00%	12 46.15%	12 46.15%
	Wil SCHRODER	0 0.00%	0 0.00%	14 53.85%	14 53.85%
	Cast Votes:	0 0.00%	0 0.00%	26 96.30%	26 96.30%
	Over Votes:	0 0.00%	0 0.00%	0 0.00%	0 0.00%
	Under Votes:	0 0.00%	0 0.00%	1 3.70%	1 3.70%
COMMISSIONER of AGRICULTURE, Vote For 1					
	Bill POLYNYAK	0 0.00%	0 0.00%	10 37.04%	10 37.04%
	Ryan F. QUARLES	0 0.00%	0 0.00%	17 62.96%	17 62.96%
	Cast Votes:	0 0.00%	0 0.00%	27 100.00%	27 100.00%
	Over Votes:	0 0.00%	0 0.00%	0 0.00%	0 0.00%
	Under Votes:	0 0.00%	0 0.00%	0 0.00%	0 0.00%
GOVERNOR and LIEUTENANT GOVERNOR, Vote For 1					
	Rocky ADKINS Stephanie HORNE	0 0.00%	0 0.00%	8 26.67%	8 26.67%
	Andy BESHEAR Jacqueline COLEMAN	0 0.00%	0 0.00%	16 53.33%	16 53.33%
	Adam H. EDELEN Gill HOLLAND	0 0.00%	0 0.00%	5 16.67%	5 16.67%
	Geoffrey M. "Geoff" YOUNG Joshua N. "Josh" FRENCH	0 0.00%	0 0.00%	1 3.33%	1 3.33%
	Cast Votes:	0 0.00%	0 0.00%	30 93.75%	30 93.75%
	Over Votes:	0 0.00%	0 0.00%	0 0.00%	0 0.00%
	Under Votes:	0 0.00%	0 0.00%	2 6.25%	2 6.25%

RECEIVED
 MAY 21 2019
 BY: _____

PRIMARY ELECTION HELD ON — OFFICIAL BALLOT FOR SIMPSON COUNTY — May 21, 2019

Total Number of Voters : 1,693 of 0 = 0.00%


Party	Candidate	Absentee	Early	Election	Total
Precinct D101 (Ballots Cast: 59)					
SECRETARY of STATE, Vote For 1					
	Jason S. BELCHER	0 0.00%	0 0.00%	7 25.00%	7 25.00%
	Jason GRIFFITH	0 0.00%	0 0.00%	8 28.57%	8 28.57%
	Heather French HENRY	0 0.00%	0 0.00%	13 46.43%	13 46.43%
	Geoff SEBESTA	0 0.00%	0 0.00%	0 0.00%	0 0.00%
	Cast Votes:	0 0.00%	0 0.00%	28 87.50%	28 87.50%
	Over Votes:	0 0.00%	0 0.00%	0 0.00%	0 0.00%
	Under Votes:	0 0.00%	0 0.00%	4 12.50%	4 12.50%
AUDITOR of PUBLIC ACCOUNTS, Vote For 1					
	Kelsey Hayes COOTS	0 0.00%	0 0.00%	7 29.17%	7 29.17%
	Drew CURTIS	0 0.00%	0 0.00%	4 16.67%	4 16.67%
	Sheri DONAHUE	0 0.00%	0 0.00%	8 33.33%	8 33.33%
	Chris TOBE	0 0.00%	0 0.00%	5 20.83%	5 20.83%
	Cast Votes:	0 0.00%	0 0.00%	24 75.00%	24 75.00%
	Over Votes:	0 0.00%	0 0.00%	0 0.00%	0 0.00%
	Under Votes:	0 0.00%	0 0.00%	8 25.00%	8 25.00%
STATE TREASURER, Vote For 1					
	Michael BOWMAN	0 0.00%	0 0.00%	18 66.67%	18 66.67%
	Josh MERS	0 0.00%	0 0.00%	9 33.33%	9 33.33%
	Cast Votes:	0 0.00%	0 0.00%	27 84.38%	27 84.38%
	Over Votes:	0 0.00%	0 0.00%	0 0.00%	0 0.00%
	Under Votes:	0 0.00%	0 0.00%	5 15.63%	5 15.63%
COMMISSIONER of AGRICULTURE, Vote For 1					
	Robert Haley CONWAY	0 0.00%	0 0.00%	22 75.86%	22 75.86%
	Joe TRIGG	0 0.00%	0 0.00%	7 24.14%	7 24.14%
	Cast Votes:	0 0.00%	0 0.00%	29 90.63%	29 90.63%
	Over Votes:	0 0.00%	0 0.00%	0 0.00%	0 0.00%
	Under Votes:	0 0.00%	0 0.00%	3 9.38%	3 9.38%



PRIMARY ELECTION HELD ON — OFFICIAL BALLOT FOR SIMPSON COUNTY — May 21, 2019

Total Number of Voters : 1,693 of 0 = 0.00%


Party	Candidate	Absentee	Early	Election	Total
Precinct D102 (Ballots Cast: 123)					
GOVERNOR and LIEUTENANT GOVERNOR, Vote For 1					
	Matthew G. BEVIN Ralph A. ALVARADO	0 0.00%	0 0.00%	21 46.67%	21 46.67%
	Robert GOFORTH Michael T. HOGAN	0 0.00%	0 0.00%	17 37.78%	17 37.78%
	Ike LAWRENCE James Anthony ROSE	0 0.00%	0 0.00%	4 8.89%	4 8.89%
	William E. WOODS Justin B. MILLER	0 0.00%	0 0.00%	3 6.67%	3 6.67%
	Cast Votes:	0 0.00%	0 0.00%	45 100.00%	45 100.00%
	Over Votes:	0 0.00%	0 0.00%	0 0.00%	0 0.00%
	Under Votes:	0 0.00%	0 0.00%	0 0.00%	0 0.00%
SECRETARY of STATE, Vote For 1					
	Michael G. ADAMS	0 0.00%	0 0.00%	13 30.95%	13 30.95%
	Andrew ENGLISH	0 0.00%	0 0.00%	15 35.71%	15 35.71%
	Stephen L. KNIPPER	0 0.00%	0 0.00%	9 21.43%	9 21.43%
	Carl NETT	0 0.00%	0 0.00%	5 11.90%	5 11.90%
	Cast Votes:	0 0.00%	0 0.00%	42 93.33%	42 93.33%
	Over Votes:	0 0.00%	0 0.00%	0 0.00%	0 0.00%
	Under Votes:	0 0.00%	0 0.00%	3 6.67%	3 6.67%
ATTORNEY GENERAL, Vote For 1					
	Daniel CAMERON	0 0.00%	0 0.00%	24 55.81%	24 55.81%
	Wii SCHRODER	0 0.00%	0 0.00%	19 44.19%	19 44.19%
	Cast Votes:	0 0.00%	0 0.00%	43 95.56%	43 95.56%
	Over Votes:	0 0.00%	0 0.00%	0 0.00%	0 0.00%
	Under Votes:	0 0.00%	0 0.00%	2 4.44%	2 4.44%
COMMISSIONER of AGRICULTURE, Vote For 1					
	Bill POLYNIAK	0 0.00%	0 0.00%	4 9.52%	4 9.52%
	Ryan F. QUARLES	0 0.00%	0 0.00%	38 90.48%	38 90.48%
	Cast Votes:	0 0.00%	0 0.00%	42 93.33%	42 93.33%
	Over Votes:	0 0.00%	0 0.00%	0 0.00%	0 0.00%
	Under Votes:	0 0.00%	0 0.00%	3 6.67%	3 6.67%
GOVERNOR and LIEUTENANT GOVERNOR, Vote For 1					
	Rocky ADKINS Stephanie HORNE	0 0.00%	0 0.00%	20 26.32%	20 26.32%
	Andy BESHEAR Jacqueline COLEMAN	0 0.00%	0 0.00%	46 60.53%	46 60.53%
	Adam H. EDELEN Gill HOLLAND	0 0.00%	0 0.00%	6 7.89%	6 7.89%
	Geoffrey M."Geoff" YOUNG Joshua N. "Josh" FRENCH	0 0.00%	0 0.00%	4 5.26%	4 5.26%
	Cast Votes:	0 0.00%	0 0.00%	76 97.44%	76 97.44%
	Over Votes:	0 0.00%	0 0.00%	0 0.00%	0 0.00%
	Under Votes:	0 0.00%	0 0.00%	2 2.56%	2 2.56%



PRIMARY ELECTION HELD ON — OFFICIAL BALLOT FOR SIMPSON COUNTY — May 21, 2019

Total Number of Voters : 1,693 of 0 = 0.00%

Party	Candidate	Absentee	Early	Election	Total
Precinct D102 (Ballots Cast: 123)					
SECRETARY of STATE, Vote For 1					
	Jason S. BELCHER	0 0.00%	0 0.00%	15 20.83%	15 20.83%
	Jason GRIFFITH	0 0.00%	0 0.00%	15 20.83%	15 20.83%
	Heather French HENRY	0 0.00%	0 0.00%	42 58.33%	42 58.33%
	Geoff SEBESTA	0 0.00%	0 0.00%	0 0.00%	0 0.00%
	Cast Votes:	0 0.00%	0 0.00%	72 92.31%	72 92.31%
	Over Votes:	0 0.00%	0 0.00%	0 0.00%	0 0.00%
	Under Votes:	0 0.00%	0 0.00%	6 7.69%	6 7.69%
AUDITOR of PUBLIC ACCOUNTS, Vote For 1					
	Kelsey Hayes COOTS	0 0.00%	0 0.00%	19 29.69%	19 29.69%
	Drew CURTIS	0 0.00%	0 0.00%	14 21.88%	14 21.88%
	Sheri DONAHUE	0 0.00%	0 0.00%	24 37.50%	24 37.50%
	Chris TOBE	0 0.00%	0 0.00%	7 10.94%	7 10.94%
	Cast Votes:	0 0.00%	0 0.00%	64 82.05%	64 82.05%
	Over Votes:	0 0.00%	0 0.00%	0 0.00%	0 0.00%
	Under Votes:	0 0.00%	0 0.00%	14 17.95%	14 17.95%
STATE TREASURER, Vote For 1					
	Michael BOWMAN	0 0.00%	0 0.00%	45 64.29%	45 64.29%
	Josh MERS	0 0.00%	0 0.00%	25 35.71%	25 35.71%
	Cast Votes:	0 0.00%	0 0.00%	70 89.74%	70 89.74%
	Over Votes:	0 0.00%	0 0.00%	0 0.00%	0 0.00%
	Under Votes:	0 0.00%	0 0.00%	8 10.26%	8 10.26%
COMMISSIONER of AGRICULTURE, Vote For 1					
	Robert Haley CONWAY	0 0.00%	0 0.00%	43 59.72%	43 59.72%
	Joe TRIGG	0 0.00%	0 0.00%	29 40.28%	29 40.28%
	Cast Votes:	0 0.00%	0 0.00%	72 92.31%	72 92.31%
	Over Votes:	0 0.00%	0 0.00%	0 0.00%	0 0.00%
	Under Votes:	0 0.00%	0 0.00%	6 7.69%	6 7.69%



PRIMARY ELECTION HELD ON — OFFICIAL BALLOT FOR SIMPSON COUNTY — May 21, 2019

Precincts Reporting 14 of 14 = 100.00%

Total Number of Voters : 1,693 of 0 = 0.00%

Party	Candidate	Absentee	Early	Election	Total
Precinct D103 (Ballots Cast: 102)					
GOVERNOR and LIEUTENANT GOVERNOR, Vote For 1					
	Matthew G. BEVIN Ralph A. ALVARADO	0 0.00%	0 0.00%	13 48.15%	13 48.15%
	Robert GOFORTH Michael T. HOGAN	0 0.00%	0 0.00%	13 48.15%	13 48.15%
	Ike LAWRENCE James Anthony ROSE	0 0.00%	0 0.00%	1 3.70%	1 3.70%
	William E. WOODS Justin B. MILLER	0 0.00%	0 0.00%	0 0.00%	0 0.00%
	Cast Votes:	0 0.00%	0 0.00%	27 100.00%	27 100.00%
	Over Votes:	0 0.00%	0 0.00%	0 0.00%	0 0.00%
	Under Votes:	0 0.00%	0 0.00%	0 0.00%	0 0.00%
SECRETARY of STATE, Vote For 1					
	Michael G. ADAMS	0 0.00%	0 0.00%	11 42.31%	11 42.31%
	Andrew ENGLISH	0 0.00%	0 0.00%	5 19.23%	5 19.23%
	Stephen L. KNIPPER	0 0.00%	0 0.00%	5 19.23%	5 19.23%
	Carl NETT	0 0.00%	0 0.00%	5 19.23%	5 19.23%
	Cast Votes:	0 0.00%	0 0.00%	26 96.30%	26 96.30%
	Over Votes:	0 0.00%	0 0.00%	0 0.00%	0 0.00%
	Under Votes:	0 0.00%	0 0.00%	1 3.70%	1 3.70%
ATTORNEY GENERAL, Vote For 1					
	Daniel CAMERON	0 0.00%	0 0.00%	12 50.00%	12 50.00%
	Wil SCHRODER	0 0.00%	0 0.00%	12 50.00%	12 50.00%
	Cast Votes:	0 0.00%	0 0.00%	24 88.89%	24 88.89%
	Over Votes:	0 0.00%	0 0.00%	0 0.00%	0 0.00%
	Under Votes:	0 0.00%	0 0.00%	3 11.11%	3 11.11%
COMMISSIONER of AGRICULTURE, Vote For 1					
	Bill POLYNIAK	0 0.00%	0 0.00%	8 33.33%	8 33.33%
	Ryan F. QUARLES	0 0.00%	0 0.00%	16 66.67%	16 66.67%
	Cast Votes:	0 0.00%	0 0.00%	24 88.89%	24 88.89%
	Over Votes:	0 0.00%	0 0.00%	0 0.00%	0 0.00%
	Under Votes:	0 0.00%	0 0.00%	3 11.11%	3 11.11%
GOVERNOR and LIEUTENANT GOVERNOR, Vote For 1					
	Rocky ADKINS Stephanie HORNE	0 0.00%	0 0.00%	14 18.67%	14 18.67%
	Andy BESHEAR Jacqueline COLEMAN	0 0.00%	0 0.00%	50 66.67%	50 66.67%
	Adam H. EDELEN-Gill HOLLAND	0 0.00%	0 0.00%	10 13.33%	10 13.33%
	Geoffrey M. "Geoff" YOUNG Joshua N. "Josh" FRENCH	0 0.00%	0 0.00%	1 1.33%	1 1.33%
	Cast Votes:	0 0.00%	0 0.00%	75 100.00%	75 100.00%
	Over Votes:	0 0.00%	0 0.00%	0 0.00%	0 0.00%
	Under Votes:	0 0.00%	0 0.00%	0 0.00%	0 0.00%

RECEIVED
MAY 31 2019
BY: _____

PRIMARY ELECTION HELD ON — OFFICIAL BALLOT FOR SIMPSON COUNTY — May 21, 2019

Total Number of Voters : 1,693 of 0 = 0.00%

Party	Candidate	Absentee	Early	Election	Total
Precinct D103 (Ballots Cast: 102)					
SECRETARY of STATE, Vote For 1					
	Jason S. BELCHER	0 0.00%	0 0.00%	23 31.51%	23 31.51%
	Jason GRIFFITH	0 0.00%	0 0.00%	12 16.44%	12 16.44%
	Heather French HENRY	0 0.00%	0 0.00%	36 49.32%	36 49.32%
	Geoff SEBESTA	0 0.00%	0 0.00%	2 2.74%	2 2.74%
	Cast Votes:	0 0.00%	0 0.00%	73 97.33%	73 97.33%
	Over Votes:	0 0.00%	0 0.00%	0 0.00%	0 0.00%
	Under Votes:	0 0.00%	0 0.00%	2 2.67%	2 2.67%
AUDITOR of PUBLIC ACCOUNTS, Vote For 1					
	Kelsey Hayes COOTS	0 0.00%	0 0.00%	25 35.71%	25 35.71%
	Drew CURTIS	0 0.00%	0 0.00%	10 14.29%	10 14.29%
	Sheri DONAHUE	0 0.00%	0 0.00%	29 41.43%	29 41.43%
	Chris TOBE	0 0.00%	0 0.00%	6 8.57%	6 8.57%
	Cast Votes:	0 0.00%	0 0.00%	70 93.33%	70 93.33%
	Over Votes:	0 0.00%	0 0.00%	0 0.00%	0 0.00%
	Under Votes:	0 0.00%	0 0.00%	5 6.67%	5 6.67%
STATE TREASURER, Vote For 1					
	Michael BOWMAN	0 0.00%	0 0.00%	45 65.22%	45 65.22%
	Josh MERS	0 0.00%	0 0.00%	24 34.78%	24 34.78%
	Cast Votes:	0 0.00%	0 0.00%	69 92.00%	69 92.00%
	Over Votes:	0 0.00%	0 0.00%	0 0.00%	0 0.00%
	Under Votes:	0 0.00%	0 0.00%	6 8.00%	6 8.00%
COMMISSIONER of AGRICULTURE, Vote For 1					
	Robert Haley CONWAY	0 0.00%	0 0.00%	43 62.32%	43 62.32%
	Joe TRIGG	0 0.00%	0 0.00%	26 37.68%	26 37.68%
	Cast Votes:	0 0.00%	0 0.00%	69 92.00%	69 92.00%
	Over Votes:	0 0.00%	0 0.00%	0 0.00%	0 0.00%
	Under Votes:	0 0.00%	0 0.00%	6 8.00%	6 8.00%

RECEIVED
 MAY 31 2019
 BY _____

PRIMARY ELECTION HELD ON — OFFICIAL BALLOT FOR SIMPSON COUNTY — May 21, 2019

Total Number of Voters : 1,693 of 0 = 0.00%

Party	Candidate	Absentee	Early	Election	Total
Precinct D104 (Ballots Cast: 81)					
GOVERNOR and LIEUTENANT GOVERNOR, Vote For 1					
	Matthew G. BEVIN Ralph A. ALVARADO	0 0.00%	0 0.00%	17 62.96%	17 62.96%
	Robert GOFORTH Michael T. HOGAN	0 0.00%	0 0.00%	9 33.33%	9 33.33%
	Ike LAWRENCE James Anthony ROSE	0 0.00%	0 0.00%	0 0.00%	0 0.00%
	William E. WOODS Justin B. MILLER	0 0.00%	0 0.00%	1 3.70%	1 3.70%
	Cast Votes:	0 0.00%	0 0.00%	27 100.00%	27 100.00%
	Over Votes:	0 0.00%	0 0.00%	0 0.00%	0 0.00%
	Under Votes:	0 0.00%	0 0.00%	0 0.00%	0 0.00%
SECRETARY of STATE, Vote For 1					
	Michael G. ADAMS	0 0.00%	0 0.00%	7 29.17%	7 29.17%
	Andrew ENGLISH	0 0.00%	0 0.00%	6 25.00%	6 25.00%
	Stephen L. KNIPPER	0 0.00%	0 0.00%	3 12.50%	3 12.50%
	Carl NETT	0 0.00%	0 0.00%	8 33.33%	8 33.33%
	Cast Votes:	0 0.00%	0 0.00%	24 88.89%	24 88.89%
	Over Votes:	0 0.00%	0 0.00%	0 0.00%	0 0.00%
	Under Votes:	0 0.00%	0 0.00%	3 11.11%	3 11.11%
ATTORNEY GENERAL, Vote For 1					
	Daniel CAMERON	0 0.00%	0 0.00%	16 66.67%	16 66.67%
	Wil SCHRODER	0 0.00%	0 0.00%	8 33.33%	8 33.33%
	Cast Votes:	0 0.00%	0 0.00%	24 88.89%	24 88.89%
	Over Votes:	0 0.00%	0 0.00%	0 0.00%	0 0.00%
	Under Votes:	0 0.00%	0 0.00%	3 11.11%	3 11.11%
COMMISSIONER of AGRICULTURE, Vote For 1					
	Bill POLYNAK	0 0.00%	0 0.00%	7 29.17%	7 29.17%
	Ryan F. QUARLES	0 0.00%	0 0.00%	17 70.83%	17 70.83%
	Cast Votes:	0 0.00%	0 0.00%	24 88.89%	24 88.89%
	Over Votes:	0 0.00%	0 0.00%	0 0.00%	0 0.00%
	Under Votes:	0 0.00%	0 0.00%	3 11.11%	3 11.11%
GOVERNOR and LIEUTENANT GOVERNOR, Vote For 1					
	Rocky ADKINS Stephanie HORNE	0 0.00%	0 0.00%	7 12.96%	7 12.96%
	Andy BESHEAR Jacqueline COLEMAN	0 0.00%	0 0.00%	32 59.26%	32 59.26%
	Adam H. EDELEN Gill HOLLAND	0 0.00%	0 0.00%	11 20.37%	11 20.37%
	Geoffrey M. "Geoff" YOUNG Joshua N. "Josh" FRENCH	0 0.00%	0 0.00%	4 7.41%	4 7.41%
	Cast Votes:	0 0.00%	0 0.00%	54 100.00%	54 100.00%
	Over Votes:	0 0.00%	0 0.00%	0 0.00%	0 0.00%
	Under Votes:	0 0.00%	0 0.00%	0 0.00%	0 0.00%

RECEIVED
MAY 31 2019
BY: _____

PRIMARY ELECTION HELD ON — OFFICIAL BALLOT FOR SIMPSON COUNTY — May 21, 2019

Total Number of Voters : 1,693 of 0 = 0.00%

Party	Candidate	Absentee	Early	Election	Total
Precinct D104 (Ballots Cast: 81)					
SECRETARY of STATE, Vote For 1					
	Jason S. BELCHER	0 0.00%	0 0.00%	14 28.00%	14 28.00%
	Jason GRIFFITH	0 0.00%	0 0.00%	6 12.00%	6 12.00%
	Heather French HENRY	0 0.00%	0 0.00%	30 60.00%	30 60.00%
	Geoff SEBESTA	0 0.00%	0 0.00%	0 0.00%	0 0.00%
	Cast Votes:	0 0.00%	0 0.00%	50 92.59%	50 92.59%
	Over Votes:	0 0.00%	0 0.00%	0 0.00%	0 0.00%
	Under Votes:	0 0.00%	0 0.00%	4 7.41%	4 7.41%
AUDITOR of PUBLIC ACCOUNTS, Vote For 1					
	Kelsey Hayes COOTS	0 0.00%	0 0.00%	22 44.90%	22 44.90%
	Drew CURTIS	0 0.00%	0 0.00%	8 16.33%	8 16.33%
	Sheri DONAHUE	0 0.00%	0 0.00%	15 30.61%	15 30.61%
	Chris TOBE	0 0.00%	0 0.00%	4 8.16%	4 8.16%
	Cast Votes:	0 0.00%	0 0.00%	49 90.74%	49 90.74%
	Over Votes:	0 0.00%	0 0.00%	0 0.00%	0 0.00%
	Under Votes:	0 0.00%	0 0.00%	5 9.26%	5 9.26%
STATE TREASURER, Vote For 1					
	Michael BOWMAN	0 0.00%	0 0.00%	30 61.22%	30 61.22%
	Josh MERS	0 0.00%	0 0.00%	19 38.78%	19 38.78%
	Cast Votes:	0 0.00%	0 0.00%	49 90.74%	49 90.74%
	Over Votes:	0 0.00%	0 0.00%	0 0.00%	0 0.00%
	Under Votes:	0 0.00%	0 0.00%	5 9.26%	5 9.26%
COMMISSIONER of AGRICULTURE, Vote For 1					
	Robert Haley CONWAY	0 0.00%	0 0.00%	30 63.83%	30 63.83%
	Joë TRIGG	0 0.00%	0 0.00%	17 36.17%	17 36.17%
	Cast Votes:	0 0.00%	0 0.00%	47 87.04%	47 87.04%
	Over Votes:	0 0.00%	0 0.00%	0 0.00%	0 0.00%
	Under Votes:	0 0.00%	0 0.00%	7 12.96%	7 12.96%

RECEIVED
 MAY 31 2019
 BY: _____

PRIMARY ELECTION
SIMPSON COUNTY - 1st CONG. DIST.
RECAPITULATION SHEET
May 21, 2019

	ABSENTEE 66			BARNES 63			ROUND POND 27			ROBEY 28			SOUTH SIMPSON 63			EAST DOOR 57			PUBLIC SCHOOL 226			WEST DOOR 23			ADSI SHOP 114			NORTH SIMPSON 267			WEST SIMPSON 47		
	Mail-In	Walk-In	Total	eSlate	eScan	Total	eSlate	eScan	Total	eSlate	eScan	Total	eSlate	eScan	Total	eSlate	eScan	Total	eSlate	eScan	Total	eSlate	eScan	Total	eSlate	eScan	Total	eSlate	eScan	Total			
GOVERNOR and LIEUTENANT GOVERNOR - REP																																	
Matthew G. BEVIN Ralph A. ALVARADO	0	13	13	33	33	33	27	27	27	13	13	13	28	28	28	10	10	10	2	44	46	13	13	13	20	20	20	67	67	67	7	11	18
Robert GOFORTH Michael T. HOGAN	0	16	16	25	25	25	15	15	15	7	7	7	19	19	19	7	7	7	0	40	40	8	8	8	12	12	12	59	59	59	2	7	9
Ike LAWRENCE James Anthony ROSE	0	2	2	0	0	0	1	1	1	1	1	1	0	0	0	0	0	0	0	3	3	0	0	0	0	0	0	2	2	2	0	0	0
William E. WOODS Justin B. MILLER	0	1	1	2	2	2	3	3	3	3	3	3	3	3	3	4	4	4	0	4	4	0	0	0	0	0	0	0	0	0	0	0	0
SECRETARY of STATE - REP																																	
Michael G. ADAMS	0	9	9	19	19	19	16	16	16	6	6	6	12	12	12	3	3	3	1	29	30	7	7	7	11	11	11	36	36	36	2	3	5
Andrew ENGLISH	0	5	5	9	9	9	12	12	12	6	6	6	3	3	3	11	11	11	1	23	24	2	2	2	10	10	10	30	30	30	1	2	3
Stephen L. KNIPPER	0	14	14	17	17	17	12	12	12	7	7	7	16	16	16	4	4	4	0	18	18	6	6	6	5	5	5	31	31	31	1	8	9
Carl NETT	0	3	3	10	10	10	4	4	4	4	4	4	14	14	14	3	3	3	0	12	12	2	2	2	2	2	2	14	14	14	3	4	7
ATTORNEY GENERAL - REP																																	
Daniel CAMERON	0	13	13	31	31	31	24	24	24	10	10	10	22	22	22	9	9	9	1	45	46	9	9	9	22	22	22	57	57	57	3	9	12
Wil SCHRODER	0	16	16	23	23	23	20	20	20	13	13	13	25	25	25	12	12	12	1	36	37	7	7	7	7	7	7	60	60	60	6	8	14
COMMISSIONER of AGRICULTURE - REP																																	
Bill POLYNIAC	0	13	13	7	7	7	7	7	7	6	6	6	9	9	9	3	3	3	0	15	15	5	5	5	9	9	9	25	25	25	2	8	10
Ryan F. QUARLES	0	17	17	49	49	49	36	36	36	16	16	16	38	38	38	17	17	17	2	67	69	11	11	11	20	20	20	98	98	98	7	10	17
GOVERNOR and LIEUTENANT GOVERNOR - DEM																																	
Rocky ADKINS Stephanie HORNE	0	11	11	28	28	28	20	20	20	19	19	19	22	22	22	8	8	8	3	45	48	10	10	10	27	27	27	63	63	63	0	8	8
Andy BESHEAR Jacqueline COLEMAN	0	16	16	45	45	45	48	48	48	22	22	22	35	35	35	15	15	15	2	67	69	30	30	30	33	33	33	65	65	65	2	14	16
Adam H. EDELEN Gill HOLLAND	2	7	9	26	26	26	7	7	7	11	11	11	21	21	21	7	7	7	1	20	21	7	7	7	13	13	13	25	25	25	1	4	5
Geoffrey M. "Geoff" YOUNG Joshua N. "Josh" FRENCH	0	0	0	3	3	3	5	5	5	1	1	1	2	2	2	0	0	0	0	3	3	5	5	5	6	6	6	4	4	4	0	1	1
SECRETARY of STATE - DEM																																	
Jason S. BELCHER	1	5	6	25	25	25	17	17	17	14	14	14	15	15	15	7	7	7	0	18	18	9	9	9	12	12	12	33	33	33	0	7	7
Jason GRIFFITH	0	4	4	21	21	21	14	14	14	6	6	6	9	9	9	11	11	11	3	28	31	5	5	5	7	7	7	23	23	23	1	7	8
Heather French HENRY	1	25	26	48	48	48	41	41	41	28	28	28	51	51	51	10	10	10	3	70	73	26	26	26	50	50	50	83	83	83	2	11	13
Geoff SEBESTA	0	0	0	4	4	4	1	1	1	3	3	3	0	0	0	1	1	1	0	3	3	4	4	4	3	3	3	4	4	4	0	0	0
AUDITOR of PUBLIC ACCOUNTS - DEM																																	
Kelsey Hayes COOTS	0	10	10	30	30	30	23	23	23	14	14	14	24	24	24	9	9	9	2	37	39	12	12	12	33	33	33	44	44	44	0	7	7
Drew CURTIS	1	3	4																														
Sheri DONAHUE	1	11	12	30	30	30	24	24	24	20	20	20	20	20	20	10	10	10	2	47	49	13	13	13	20	20	20	38	38	38	2	6	8
Chris TOBE	0	4	4	13	13	13	12	12	12	8	8	8	8	8	8	3	3	3	1	13	14	8	8	8	9	9	9	22	22	22	1	4	5
STATE TREASURER - DEM																																	
Michael BOWMAN	0	13	13	47	47	47	40	40	40	30	30	30	40	40	40	20	20	20	2	63	65	17	17	17	46	46	46	64	64	64	1	17	18
Josh MERS	1	16	17	44	44	44	30	30	30	21	21	21	28	28	28	9	9	9	2	56	58	23	23	23	27	27	27	66	66	66	2	7	9
COMMISSIONER of AGRICULTURE - DEM																																	
Robert Haley CONWAY	2	20	22	68	68	68	40	40	40	27	27	27	46	46	46	18	18	18	2	72	74	28	28	28	43	43	43	88	88	88	1	21	22
Joe TRIGG	0	11	11	26	26	26	27	27	27	24	24	24	27	27	27	11	11	11	2	43	45	15	15	15	29	29	29	47	47	47	2	5	7

RECEIVED
MAY 31 2019

PRIMARY ELECTION
 SIMPSON COUNTY - 1st CONG. DIST.
 RECAPITULATION SHEET
 May 21, 2019

	PROSPECT HILL /23			HARRISTOWN /02			FAIRVIEW /08			GRAND TOTAL
	eSlate	eScan	Total	eSlate	eScan	Total	eSlate	eScan	Total	
GOVERNOR and LIEUTENANT GOVERNOR - REP										
Matthew G. BEVIN Ralph A. ALVARADO		21	21		13	13		17	17	339
Robert GOFORTH Michael T. HOGAN		17	17		13	13		9	9	256
Ike LAWRENCE James Anthony ROSE		4	4		1	1		0	0	14
William E. WOODS Justin B. MILLER		3	3		0	0		1	1	24
SECRETARY of STATE - REP										
Michael G. ADAMS		13	13		11	11		7	7	185
Andrew ENGLISH		15	15		5	5		6	6	141
Stephen L. KNIPPER		9	9		5	5		3	3	156
Carl NETT		5	5		5	5		8	8	93
ATTORNEY GENERAL - REP										
Daniel CAMERON		24	24		12	12		16	16	307
Wii SCHRODER		19	19		12	12		8	8	273
COMMISSIONER of AGRICULTURE - REP										
Bill POLYNIAK		4	4		8	8		7	7	128
Ryan F. QUARLES		38	38		16	16		17	17	459
GOVERNOR and LIEUTENANT GOVERNOR - DEM										
Rocky ADKINS Stephanie HORNE		20	20		14	14		7	7	305
Andy BESHEAR Jacqueline COLEMAN		46	46		30	30		32	32	522
Adam H. EDELEN Gill HOLLAND		6	6		10	10		11	11	179
Geoffrey M. "Geoff" YOUNG Joshua N. "Josh" FRENCH		4	4		1	1		4	4	39
SECRETARY of STATE - DEM										
Jason S. BELCHER		15	15		23	23		14	14	215
Jason GRIFFITH		15	15		12	12		6	6	172
Heather French HENRY		42	42		36	36		30	30	557
Geoff SEBESTA		0	0		2	2		0	0	25
AUDITOR of PUBLIC ACCOUNTS - DEM										
Kelsey Hayes COOTS		19	19		25	25		22	22	311
Drew CURTIS										
Sheri DONAHUE		24	24		29	29		15	15	312
Chris TOBE		7	7		6	6		4	4	123
STATE TREASURER - DEM										
Michael BOWMAN		45	45		45	45		30	30	520
Josh MERS		25	25		24	24		19	19	400
COMMISSIONER of AGRICULTURE - DEM										
Robert Haley CONWAY		43	43		43	43		30	30	592
Joe TRIGG		29	29		26	26		17	17	341

1693

RECEIVED
 MAY 31 2019