

**Canvass Results Report**

Run Time: 11:40 AM  
Run Date: 06/14/2022

**RECEIVED**  
JUN 16 2022

PRIMARY ELECTION HELD ON

OFFICIAL BALLOT FOR DAVIESS COUNTY

BY: \_\_\_\_\_

5/17/2022

Page 1

**Official Results**


Registered Voters  
16031 of 0 = 0.00%

Polling Places Reporting  
17 of 17 = 100.00%

Paper Sheets Counted  
16031

**UNITED STATES SENATOR - (Vote for One)**

Precinct	Valerie "Dr Val" FREDRICK	Paul V. HAMILTON	Rand PAUL	John SCHIESS	Tami L. STAINFIELD	Arnold BLANKENSHIP	Cast Votes	Undervotes	Overvotes	Absentee Voting Ballots Cast	Early Voting Ballots Cast	Election Day Voting Ballots Cast	Total Ballots Cast
A101	9	4	98	0	3	4	118	5	0	2	11	110	123
A102	13	3	45	0	0	2	63	3	1	5	9	53	67
A103	2	3	49	0	2	2	58	2	0	9	10	41	60
A105	8	4	189	2	3	6	212	12	0	10	55	159	224
A106	4	3	41	1	3	2	54	2	0	2	11	43	56
A107	2	4	72	0	2	2	82	9	0	1	15	75	91
A108	6	5	81	0	0	1	93	6	0	7	13	79	99
A110	9	8	135	2	5	6	165	5	0	1	21	148	170
A111	14	14	236	1	3	4	272	7	0	11	58	210	279
A112	1	0	10	0	1	1	13	0	0	1	0	12	13
A113	11	9	232	4	3	5	264	17	1	6	61	215	282
A114	9	8	252	5	6	13	293	11	1	8	60	237	305
A115	6	2	162	3	3	5	181	14	0	2	43	150	195
A119	9	6	99	0	3	5	122	3	0	19	24	82	125
A120	19	9	246	2	4	4	284	12	0	10	57	229	296
A122	1	0	24	1	1	1	28	0	0	3	6	19	28
A128	7	2	85	1	3	4	102	2	1	5	22	78	105
A129	6	9	155	0	5	7	182	10	0	2	41	149	192
A130	6	7	97	2	2	2	116	10	0	2	23	101	126
A135	1	0	24	1	2	1	29	0	0	1	5	23	29



**PRIMARY ELECTION HELD ON**

**OFFICIAL BALLOT FOR DAVIESS COUNTY**

5/17/2022

Page 2



**UNITED STATES SENATOR - (Vote for One)**

Precinct	Registered Voters	Turnout Percentage
A101	0	0.00%
A102	0	0.00%
A103	0	0.00%
A105	0	0.00%
A106	0	0.00%
A107	0	0.00%
A108	0	0.00%
A110	0	0.00%
A111	0	0.00%
A112	0	0.00%
A113	0	0.00%
A114	0	0.00%
A115	0	0.00%
A119	0	0.00%
A120	0	0.00%
A122	0	0.00%
A128	0	0.00%
A129	0	0.00%
A130	0	0.00%
A135	0	0.00%

**Canvass Results Report**

Run Time: 11:40 AM  
Run Date: 06/14/2022

**PRIMARY ELECTION HELD ON**

**OFFICIAL BALLOT FOR DAVIESS COUNTY**

5/17/2022

Page 3

**Official Results**

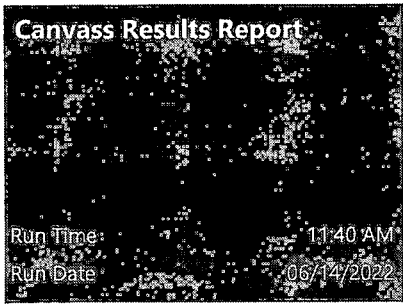
Registered Voters  
16031 of 0 = 0.00%

Polling Places Reporting  
17 of 17 = 100.00%

Paper Sheets Counted  
6031

**UNITED STATES SENATOR - (Vote for One)**

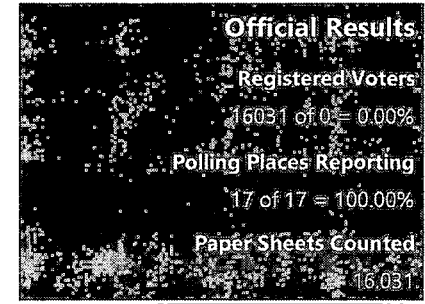
Precinct	Valerie "Dr Val" FREDRICK	Paul V. HAMILTON	Rand PAUL	John SCHIESS	Tami L. STAINFIELD	Arnold BLANKENSHIP	Cast Votes	Undervotes	Overvotes	Absentee Voting Ballots Cast	Early Voting Ballots Cast	Election Day Voting Ballots Cast	Total Ballots Cast
A136	5	1	61	0	4	1	72	1	0	1	13	59	73
A138	4	2	66	3	0	2	77	5	0	3	20	59	82
A139	3	5	97	4	1	4	114	5	0	1	27	91	119
A140	8	6	111	0	4	4	133	8	0	6	28	107	141
A143	2	1	44	0	0	1	48	0	0	0	5	43	48
A146	12	5	273	0	3	12	305	12	0	7	75	235	317
B101	4	3	99	0	1	3	110	3	1	6	24	84	114
B102	18	13	224	1	4	5	265	24	0	3	46	240	289
B103	11	8	215	0	8	4	246	13	2	12	19	230	261
B104	2	0	112	1	0	3	118	1	0	1	15	103	119
C101	8	7	265	1	3	8	292	3	0	1	46	248	295
C102	2	5	76	0	3	1	87	1	0	0	8	80	88
D102	1	7	88	0	1	1	98	4	0	1	7	94	102
D103	5	5	71	2	3	4	90	1	0	3	3	85	91
E102	15	4	147	1	6	5	178	3	0	5	21	155	181
E103	8	11	141	0	2	4	166	9	0	2	17	156	175
E104	1	2	41	0	0	0	44	0	0	2	0	42	44
F101	5	4	211	0	5	2	227	5	0	5	8	219	232
F102	16	10	250	4	5	7	292	8	0	0	27	273	300
F103	5	3	138	2	6	4	158	4	0	5	16	141	162



PRIMARY ELECTION HELD ON  
OFFICIAL BALLOT FOR DAVIESS COUNTY

5/17/2022

Page 4



UNITED STATES SENATOR - (Vote for One)

Precinct	Registered Voters	Turnout Percentage
A136	0	0.00%
A138	0	0.00%
A139	0	0.00%
A140	0	0.00%
A143	0	0.00%
A146	0	0.00%
B101	0	0.00%
B102	0	0.00%
B103	0	0.00%
B104	0	0.00%
C101	0	0.00%
C102	0	0.00%
D102	0	0.00%
D103	0	0.00%
E102	0	0.00%
E103	0	0.00%
E104	0	0.00%
F101	0	0.00%
F102	0	0.00%
F103	0	0.00%

**Canvass Results Report**

Run Time: 11:40 AM  
Run Date: 06/14/2022

**PRIMARY ELECTION HELD ON**

**OFFICIAL BALLOT FOR DAVIESS COUNTY**

5/17/2022

Page 5

**Official Results**

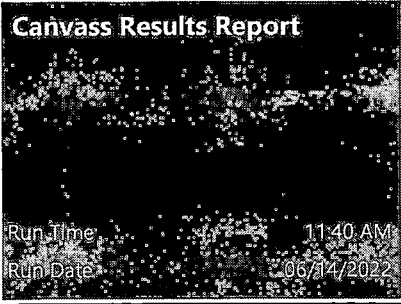
Registered Voters  
16031 of 16031 = 100.00%

Polling Places Reporting  
17 of 17 = 100.00%

Paper Sheets Counted  
16,031

**UNITED STATES SENATOR - (Vote for One)**

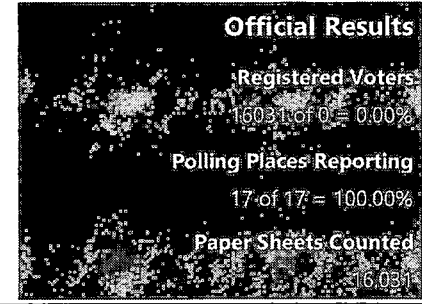
Precinct	Valerie "Dr. Val" FREDRICK	Paul V. HAMILTON	Rand PAUL	John SCHIESS	Tami L. STAINFIELD	Arnold BLANKENSHIP	Cast Votes	Undervotes	Overvotes	Absentee Voting Ballots Cast	Early Voting Ballots Cast	Election Day Voting Ballots Cast	Total Ballots Cast
G101	14	10	263	4	5	5	301	18	1	6	23	291	320
G102	10	3	54	1	1	3	72	4	0	1	2	73	76
G103	12	1	144	1	2	3	163	4	0	1	11	155	167
H101	5	3	96	0	1	2	107	5	1	4	31	78	113
H102	8	8	162	1	4	6	189	8	0	9	25	163	197
H103	2	8	232	2	3	6	253	7	0	1	35	224	260
H104	11	9	253	1	8	8	290	7	0	9	34	254	297
H105	7	3	154	2	6	2	174	6	0	2	20	158	180
H107	9	3	146	2	2	4	166	10	0	2	23	151	176
H109	6	4	112	0	2	0	124	7	0	3	24	104	131
H112	8	7	147	0	2	2	166	7	0	4	18	151	173
H113	3	1	60	1	0	0	65	0	1	4	12	50	66
H114	3	3	70	0	1	3	80	1	0	3	17	61	81
H115	10	12	235	2	4	8	271	12	0	8	43	232	283
H116	3	1	18	0	0	2	24	1	0	1	5	19	25
H117	10	7	250	0	1	6	274	15	0	9	45	235	289
<b>Totals</b>	<b>399</b>	<b>285</b>	<b>7,458</b>	<b>61</b>	<b>155</b>	<b>212</b>	<b>8,570</b>	<b>352</b>	<b>10</b>	<b>238</b>	<b>1,338</b>	<b>7,356</b>	<b>8,932</b>



**PRIMARY ELECTION HELD ON**

**OFFICIAL BALLOT FOR DAVIESS COUNTY**

5/17/2022  
Page 6



**UNITED STATES SENATOR - (Vote for One)**

Precinct	Registered Voters	Turnout Percentage
G101	0	0.00%
G102	0	0.00%
G103	0	0.00%
H101	0	0.00%
H102	0	0.00%
H103	0	0.00%
H104	0	0.00%
H105	0	0.00%
H107	0	0.00%
H109	0	0.00%
H112	0	0.00%
H113	0	0.00%
H114	0	0.00%
H115	0	0.00%
H116	0	0.00%
H117	0	0.00%
<b>Totals</b>	<b>0</b>	<b>0.00%</b>

**Canvass Results Report**

Run Time: 11:40 AM  
Run Date: 05/14/2022

**PRIMARY ELECTION HELD ON**

**OFFICIAL BALLOT FOR DAVIESS COUNTY**

5/17/2022  
Page 7

**Official Results**


Registered Voters  
16031 of 0 = 0.00%

Polling Places Reporting  
17 of 17 = 100.00%

Paper Sheets Counted  
6031

**UNITED STATES REPRESENTATIVE in CONGRESS 2nd Congressional District - (Vote for One)**

Precinct	S. Brett GUTHRIE	E. Lee WATTS	Brent FEHER	Cast Votes	Undervotes	Overvotes	Absentee Voting Ballots Cast	Early Voting Ballots Cast	Election Day Voting Ballots Cast	Total Ballots Cast	Registered Voters	Turnout Percentage
A101	83	26	13	122	1	0	2	11	110	123	0	0.00%
A102	46	18	3	67	0	0	5	9	53	67	0	0.00%
A103	44	12	0	56	4	0	9	10	41	60	0	0.00%
A105	181	26	12	219	5	0	10	55	159	224	0	0.00%
A106	38	13	4	55	1	0	2	11	43	56	0	0.00%
A107	68	11	6	85	6	0	1	15	75	91	0	0.00%
A108	81	7	6	94	5	0	7	13	79	99	0	0.00%
A110	112	43	10	165	5	0	1	21	148	170	0	0.00%
A111	223	38	11	272	7	0	11	58	210	279	0	0.00%
A112	7	5	1	13	0	0	1	0	12	13	0	0.00%
A113	226	32	10	268	14	0	6	61	215	282	0	0.00%
A114	234	40	20	294	11	0	8	60	237	305	0	0.00%
A115	158	21	5	184	11	0	2	43	150	195	0	0.00%
A119	89	24	9	122	3	0	19	24	82	125	0	0.00%
A120	227	39	20	286	10	0	10	57	229	296	0	0.00%
A122	19	6	2	27	1	0	3	6	19	28	0	0.00%
A128	84	13	6	103	2	0	5	22	78	105	0	0.00%
A129	137	35	12	184	8	0	2	41	149	192	0	0.00%
A130	99	12	8	119	7	0	2	23	101	126	0	0.00%
A135	26	3	0	29	0	0	1	5	23	29	0	0.00%

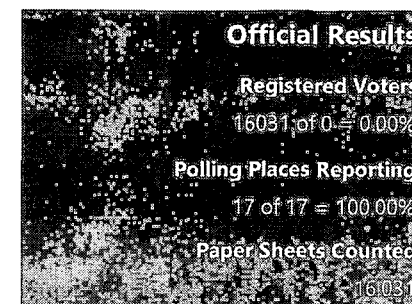


**PRIMARY ELECTION HELD ON**

**OFFICIAL BALLOT FOR DAVIESS COUNTY**

5/17/2022

Page 8



**UNITED STATES REPRESENTATIVE in CONGRESS 2nd Congressional District - (Vote for One)**

Precinct	S. Brett GUTHRIE	E. Lee WATTS	Brent FEHIER	Cast Votes	Undervotes	Overvotes	Absentee Voting Ballots Cast	Early Voting Ballots Cast	Election Day Voting Ballots Cast	Total Ballots Cast	Registered Voters	Turnout Percentage
A136	61	6	2	69	3	1	1	13	59	73	0	0.00%
A138	64	6	5	75	7	0	3	20	59	82	0	0.00%
A139	83	21	8	112	7	0	1	27	91	119	0	0.00%
A140	102	28	5	135	6	0	6	28	107	141	0	0.00%
A143	35	12	1	48	0	0	0	5	43	48	0	0.00%
A146	257	47	4	308	9	0	7	75	235	317	0	0.00%
B101	89	16	6	111	2	1	6	24	84	114	0	0.00%
B102	209	41	15	265	24	0	3	46	240	289	0	0.00%
B103	195	43	14	252	9	0	12	19	230	261	0	0.00%
B104	89	23	3	115	4	0	1	15	103	119	0	0.00%
C101	247	39	4	290	5	0	1	46	248	295	0	0.00%
C102	64	16	6	86	2	0	0	8	80	88	0	0.00%
D102	87	12	2	101	1	0	1	7	94	102	0	0.00%
D103	68	14	7	89	2	0	3	3	85	91	0	0.00%
E102	144	23	10	177	4	0	5	21	155	181	0	0.00%
E103	135	26	8	169	6	0	2	17	156	175	0	0.00%
E104	38	4	2	44	0	0	2	0	42	44	0	0.00%
F101	179	41	3	223	9	0	5	8	219	232	0	0.00%
F102	207	63	19	289	10	1	0	27	273	300	0	0.00%
F103	130	21	8	159	3	0	5	16	141	162	0	0.00%



**Canvass Results Report**

Run Time: 11:40 AM  
Run Date: 06/14/2022

**PRIMARY ELECTION HELD ON**

**OFFICIAL BALLOT FOR DAVIESS COUNTY**

5/17/2022  
Page 9

**Official Results**

Registered Voters  
16031 of 0 = 0.00%

Polling Places Reporting  
17 of 17 = 100.00%

Paper Sheets Counted  
16031

**UNITED STATES REPRESENTATIVE in CONGRESS 2nd Congressional District - (Vote for One)**

Precinct	S. Brett GUTHRIE	E. Lee WATTS	Brent FEHER	Cast Votes	Undervotes	Overvotes	Absentee Voting Ballots Cast	Early Voting Ballots Cast	Election Day Voting Ballots Cast	Total Ballots Cast	Registered Voters	Turnout Percentage
G101	235	55	16	306	14	0	6	23	291	320	0	0.00%
G102	58	12	3	73	3	0	1	2	73	76	0	0.00%
G103	133	24	6	163	4	0	1	11	155	167	0	0.00%
H101	87	18	5	110	2	1	4	31	78	113	0	0.00%
H102	148	34	9	191	6	0	9	25	163	197	0	0.00%
H103	200	47	4	251	9	0	1	35	224	260	0	0.00%
H104	212	63	12	287	10	0	9	34	254	297	0	0.00%
H105	133	30	8	171	9	0	2	20	158	180	0	0.00%
H107	144	20	3	167	9	0	2	23	151	176	0	0.00%
H109	98	25	6	129	2	0	3	24	104	131	0	0.00%
H112	137	24	7	168	5	0	4	18	151	173	0	0.00%
H113	52	10	4	66	0	0	4	12	50	66	0	0.00%
H114	63	14	4	81	0	0	3	17	61	81	0	0.00%
H115	200	60	12	272	11	0	8	43	232	283	0	0.00%
H116	19	2	3	24	1	0	1	5	19	25	0	0.00%
H117	230	38	6	274	15	0	9	45	235	289	0	0.00%
<b>Totals</b>	<b>6,814</b>	<b>1,402</b>	<b>398</b>	<b>8,614</b>	<b>314</b>	<b>4</b>	<b>238</b>	<b>1,338</b>	<b>7,356</b>	<b>8,932</b>	<b>0</b>	<b>0.00%</b>

**Canvass Results Report**

Run Time: 11:40 AM  
Run Date: 06/17/2022

**PRIMARY ELECTION HELD ON**

**OFFICIAL BALLOT FOR DAVIESS COUNTY**

5/17/2022

Page 10

**Official Results**

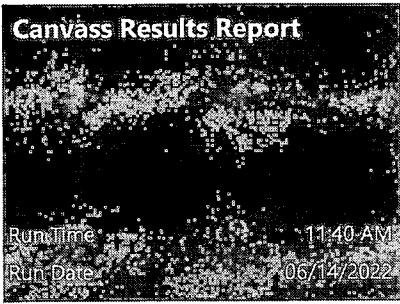
Registered Voters  
16031 of 0 = 0.00%

Polling Places Reporting  
17 of 17 = 100.00%

Paper Sheets Counted  
16031

**PROPERTY VALUATION ADMINISTRATOR - (Vote for One)**

Precinct	Jason S. PAGAN	Rachel Pence FOSTER	Cast Votes	Undervotes	Overvotes	Absentee Voting Ballots Cast	Early Voting Ballots Cast	Election Day Voting Ballots Cast	Total Ballots Cast	Registered Voters	Turnout Percentage
A101	57	56	113	10	0	2	11	110	123	0	0.00%
A102	28	34	62	5	0	5	9	53	67	0	0.00%
A103	22	35	57	3	0	9	10	41	60	0	0.00%
A105	101	110	211	13	0	10	55	159	224	0	0.00%
A106	16	34	50	6	0	2	11	43	56	0	0.00%
A107	37	49	86	5	0	1	15	75	91	0	0.00%
A108	41	52	93	6	0	7	13	79	99	0	0.00%
A110	70	90	160	10	0	1	21	148	170	0	0.00%
A111	105	151	256	23	0	11	58	210	279	0	0.00%
A112	5	6	11	2	0	1	0	12	13	0	0.00%
A113	116	150	266	15	1	6	61	215	282	0	0.00%
A114	131	160	291	14	0	8	60	237	305	0	0.00%
A115	58	125	183	12	0	2	43	150	195	0	0.00%
A119	62	51	113	12	0	19	24	82	125	0	0.00%
A120	117	155	272	24	0	10	57	229	296	0	0.00%
A122	12	14	26	2	0	3	6	19	28	0	0.00%
A128	45	54	99	6	0	5	22	78	105	0	0.00%
A129	75	101	176	16	0	2	41	149	192	0	0.00%
A130	52	64	116	10	0	2	23	101	126	0	0.00%
A135	12	16	28	1	0	1	5	23	29	0	0.00%



PRIMARY ELECTION HELD ON

OFFICIAL BALLOT FOR DAVIESS COUNTY

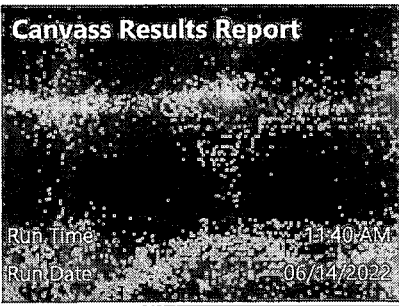
5/17/2022

Page 11



PROPERTY VALUATION ADMINISTRATOR - (Vote for One)

Precinct	Jason S. PAGAN	Rachel Pence FOSTER	Cast Votes	Undervotes	Overvotes	Absentee Voting Ballots Cast	Early Voting Ballots Cast	Election Day Voting Ballots Cast	Total Ballots Cast	Registered Voters	Turnout Percentage
A136	31	40	71	2	0	1	13	59	73	0	0.00%
A138	28	46	74	8	0	3	20	59	82	0	0.00%
A139	51	56	107	12	0	1	27	91	119	0	0.00%
A140	61	70	131	10	0	6	28	107	141	0	0.00%
A143	26	17	43	4	1	0	5	43	48	0	0.00%
A146	105	189	294	22	1	7	75	235	317	0	0.00%
B101	48	59	107	7	0	6	24	84	114	0	0.00%
B102	111	158	269	20	0	3	46	240	289	0	0.00%
B103	108	129	237	24	0	12	19	230	261	0	0.00%
B104	47	61	108	11	0	1	15	103	119	0	0.00%
C101	119	157	276	19	0	1	46	248	295	0	0.00%
C102	33	47	80	8	0	0	8	80	88	0	0.00%
D102	36	56	92	10	0	1	7	94	102	0	0.00%
D103	41	44	85	6	0	3	3	85	91	0	0.00%
E102	54	118	172	9	0	5	21	155	181	0	0.00%
E103	69	94	163	12	0	2	17	156	175	0	0.00%
E104	13	28	41	3	0	2	0	42	44	0	0.00%
F101	104	113	217	15	0	5	8	219	232	0	0.00%
F102	115	166	281	19	0	0	27	273	300	0	0.00%
F103	50	99	149	13	0	5	16	141	162	0	0.00%



**PRIMARY ELECTION HELD ON**

**OFFICIAL BALLOT FOR DAVIESS COUNTY**


5/17/2022

Page 12



**PROPERTY VALUATION ADMINISTRATOR - (Vote for One)**

Precinct	Jason S. PAGAN	Rachel Pence FOSTER	Cast Votes	Undervotes	Overvotes	Absentee Voting Ballots Cast	Early Voting Ballots Cast	Election Day Voting Ballots Cast	Total Ballots Cast	Registered Voters	Turnout Percentage
G101	119	177	296	24	0	6	23	291	320	0	0.00%
G102	23	48	71	5	0	1	2	73	76	0	0.00%
G103	77	74	151	16	0	1	11	155	167	0	0.00%
H101	35	62	97	16	0	4	31	78	113	0	0.00%
H102	65	124	189	8	0	9	25	163	197	0	0.00%
H103	111	133	244	16	0	1	35	224	260	0	0.00%
H104	108	169	277	20	0	9	34	254	297	0	0.00%
H105	61	106	167	13	0	2	20	158	180	0	0.00%
H107	71	96	167	9	0	2	23	151	176	0	0.00%
H109	48	73	121	10	0	3	24	104	131	0	0.00%
H112	68	97	165	8	0	4	18	151	173	0	0.00%
H113	33	31	64	2	0	4	12	50	66	0	0.00%
H114	29	50	79	2	0	3	17	61	81	0	0.00%
H115	113	146	259	24	0	8	43	232	283	0	0.00%
H116	13	10	23	2	0	1	5	19	25	0	0.00%
H117	101	171	272	17	0	9	45	235	289	0	0.00%
<b>Totals</b>	<b>3,487</b>	<b>4,821</b>	<b>8,308</b>	<b>621</b>	<b>3</b>	<b>238</b>	<b>1,338</b>	<b>7,356</b>	<b>8,932</b>	<b>0</b>	<b>0.00%</b>



**PRIMARY ELECTION HELD ON**  
**OFFICIAL BALLOT FOR DAVIESS COUNTY**



Run Time 11:40 AM  
 Run Date 06/14/2022

5/17/2022  
 Page 13

Registered Voters  
 16031 of 0 = 0.00%  
 Polling Places Reporting  
 17 of 17 = 100.00%  
 Paper Sheets Counted  
 16031

**COUNTY JUDGE/EXECUTIVE - (Vote for One)**

Precinct	Will MOUNTS	Charlie CASTLEN	Reid HAIRE	Cast Votes	Undervotes	Overvotes	Absentee Voting Ballots Cast	Early Voting Ballots Cast	Election Day Voting Ballots Cast	Total Ballots Cast	Registered Voters	Turnout Percentage
A101	45	53	23	121	2	0	2	11	110	123	0	0.00%
A102	23	31	12	66	1	0	5	9	53	67	0	0.00%
A103	17	25	15	57	3	0	9	10	41	60	0	0.00%
A105	52	112	54	218	6	0	10	55	159	224	0	0.00%
A106	14	26	14	54	2	0	2	11	43	56	0	0.00%
A107	32	44	11	87	4	0	1	15	75	91	0	0.00%
A108	31	43	24	98	1	0	7	13	79	99	0	0.00%
A110	58	65	40	163	6	1	1	21	148	170	0	0.00%
A111	75	121	74	270	9	0	11	58	210	279	0	0.00%
A112	4	9	0	13	0	0	1	0	12	13	0	0.00%
A113	85	139	50	274	7	1	6	61	215	282	0	0.00%
A114	89	145	66	300	5	0	8	60	237	305	0	0.00%
A115	56	89	42	187	8	0	2	43	150	195	0	0.00%
A119	36	52	31	119	6	0	19	24	82	125	0	0.00%
A120	81	133	71	285	11	0	10	57	229	296	0	0.00%
A122	5	13	9	27	1	0	3	6	19	28	0	0.00%
A128	32	50	20	102	3	0	5	22	78	105	0	0.00%
A129	50	90	50	190	2	0	2	41	149	192	0	0.00%
A130	33	65	24	122	4	0	2	23	101	126	0	0.00%
A135	5	15	8	28	1	0	1	5	23	29	0	0.00%

**Canvass Results Report**

Run Time 11:40 AM  
Run Date 06/14/2022

**PRIMARY ELECTION HELD ON**

**OFFICIAL BALLOT FOR DAVIESS COUNTY**

5/17/2022  
Page 14

**Official Results**


Registered Voters  
16031 of 0 = 0.00%

Polling Places Reporting  
17 of 17 = 100.00%

Paper Sheets Counted  
16031

**COUNTY JUDGE/EXECUTIVE - (Vote for One)**

Precinct	Will MOUNTS	Charlie CASTLEN	Reid HAIRE	Cast Votes	Undervotes	Overvotes	Absentee Voting Ballots Cast	Early Voting Ballots Cast	Election Day Voting Ballots Cast	Total Ballots Cast	Registered Voters	Turnout Percentage
A136	20	34	15	69	4	0	1	13	59	73	0	0.00%
A138	19	44	14	77	5	0	3	20	59	82	0	0.00%
A139	36	48	29	113	5	1	1	27	91	119	0	0.00%
A140	37	73	26	136	4	1	6	28	107	141	0	0.00%
A143	18	17	9	44	4	0	0	5	43	48	0	0.00%
A146	79	151	76	306	11	0	7	75	235	317	0	0.00%
B101	33	50	28	111	3	0	6	24	84	114	0	0.00%
B102	76	140	59	275	14	0	3	46	240	289	0	0.00%
B103	76	116	51	243	16	2	12	19	230	261	0	0.00%
B104	32	52	25	109	9	1	1	15	103	119	0	0.00%
C101	107	142	40	289	6	0	1	46	248	295	0	0.00%
C102	24	46	16	86	2	0	0	8	80	88	0	0.00%
D102	36	38	23	97	5	0	1	7	94	102	0	0.00%
D103	19	56	15	90	1	0	3	3	85	91	0	0.00%
E102	43	88	42	173	8	0	5	21	155	181	0	0.00%
E103	61	65	41	167	7	1	2	17	156	175	0	0.00%
E104	16	23	4	43	1	0	2	0	42	44	0	0.00%
F101	74	105	45	224	8	0	5	8	219	232	0	0.00%
F102	104	122	62	288	12	0	0	27	273	300	0	0.00%
F103	75	63	20	158	4	0	5	16	141	162	0	0.00%

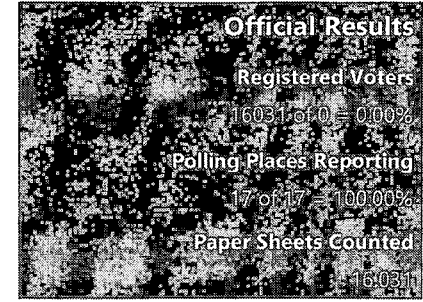


**PRIMARY ELECTION HELD ON**

**OFFICIAL BALLOT FOR DAVIESS COUNTY**

5/17/2022

Page 15



**COUNTY JUDGE/EXECUTIVE - (Vote for One)**

Precinct	Will MOUNTS	Charlie CASTLEN	Reid HAIRE	Cast Votes	Undervotes	Overvotes	Absentee Voting Ballots Cast	Early Voting Ballots Cast	Election Day Voting Ballots Cast	Total Ballots Cast	Registered Voters	Turnout Percentage
G101	114	133	58	305	15	0	6	23	291	320	0	0.00%
G102	19	36	19	74	2	0	1	2	73	76	0	0.00%
G103	58	72	28	158	9	0	1	11	155	167	0	0.00%
H101	32	53	24	109	4	0	4	31	78	113	0	0.00%
H102	71	79	44	194	3	0	9	25	163	197	0	0.00%
H103	116	96	39	251	8	1	1	35	224	260	0	0.00%
H104	108	120	57	285	12	0	9	34	254	297	0	0.00%
H105	67	72	35	174	6	0	2	20	158	180	0	0.00%
H107	68	77	26	171	5	0	2	23	151	176	0	0.00%
H109	65	40	24	129	2	0	3	24	104	131	0	0.00%
H112	67	63	33	163	10	0	4	18	151	173	0	0.00%
H113	24	29	12	65	1	0	4	12	50	66	0	0.00%
H114	36	26	19	81	0	0	3	17	61	81	0	0.00%
H115	88	130	52	270	13	0	8	43	232	283	0	0.00%
H116	2	15	8	25	0	0	1	5	19	25	0	0.00%
H117	86	127	66	279	10	0	9	45	235	289	0	0.00%
<b>Totals</b>	<b>2,829</b>	<b>3,961</b>	<b>1,822</b>	<b>8,612</b>	<b>311</b>	<b>9</b>	<b>238</b>	<b>1,338</b>	<b>7,356</b>	<b>8,932</b>	<b>0</b>	<b>0.00%</b>

**Canvass Results Report**

Run Time: 11:40 AM  
Run Date: 06/14/2022

**PRIMARY ELECTION HELD ON**  
**OFFICIAL BALLOT FOR DAVIESS COUNTY**

5/17/2022  
Page 16

**Official Results**

Registered Voters  
16031 of 0 = 0.00%

Polling Places Reporting  
17 of 17 = 100.00%

Paper Sheets Counted  
16,031

**COUNTY CLERK - (Vote for One)**

Precinct	Tonya PAYNE	Leslie A. McCARTY	Cast Votes	Undervotes	Overvotes	Absentee Voting Ballots Cast	Early Voting Ballots Cast	Election Day Voting Ballots Cast	Total Ballots Cast	Registered Voters	Turnout Percentage
A101	49	67	116	7	0	2	11	110	123	0	0.00%
A102	24	38	62	5	0	5	9	53	67	0	0.00%
A103	24	33	57	3	0	9	10	41	60	0	0.00%
A105	86	122	208	16	0	10	55	159	224	0	0.00%
A106	19	33	52	4	0	2	11	43	56	0	0.00%
A107	21	62	83	8	0	1	15	75	91	0	0.00%
A108	32	59	91	8	0	7	13	79	99	0	0.00%
A110	61	99	160	10	0	1	21	148	170	0	0.00%
A111	127	133	260	19	0	11	58	210	279	0	0.00%
A112	7	3	10	3	0	1	0	12	13	0	0.00%
A113	122	137	259	23	0	6	61	215	282	0	0.00%
A114	118	168	286	19	0	8	60	237	305	0	0.00%
A115	105	73	178	17	0	2	43	150	195	0	0.00%
A119	45	73	118	7	0	19	24	82	125	0	0.00%
A120	124	161	285	11	0	10	57	229	296	0	0.00%
A122	14	14	28	0	0	3	6	19	28	0	0.00%
A128	35	61	96	9	0	5	22	78	105	0	0.00%
A129	87	93	180	12	0	2	41	149	192	0	0.00%
A130	42	79	121	5	0	2	23	101	126	0	0.00%
A135	11	18	29	0	0	1	5	23	29	0	0.00%



**Canvass Results Report**

Run Time: 11:40 AM  
Run Date: 06/14/2022

**PRIMARY ELECTION HELD ON**

**OFFICIAL BALLOT FOR DAVIESS COUNTY**

5/17/2022

Page 17

**Official Results**


Registered Voters  
16034 of 16034 = 100.00%

Polling Places Reporting  
17 of 17 = 100.00%

Paper Sheets Counted  
16034

**COUNTY CLERK - (Vote for One)**

Precinct	Tonya PAYNE	Leslie A. McCARTY	Cast Votes	Undervotes	Overvotes	Absentee Voting Ballots Cast	Early Voting Ballots Cast	Election Day Voting Ballots Cast	Total Ballots Cast	Registered Voters	Turnout Percentage
A136	24	46	70	2	1	1	13	59	73	0	0.00%
A138	31	42	73	9	0	3	20	59	82	0	0.00%
A139	48	65	113	6	0	1	27	91	119	0	0.00%
A140	58	76	134	7	0	6	28	107	141	0	0.00%
A143	12	30	42	6	0	0	5	43	48	0	0.00%
A146	161	136	297	20	0	7	75	235	317	0	0.00%
B101	50	59	109	5	0	6	24	84	114	0	0.00%
B102	119	153	272	17	0	3	46	240	289	0	0.00%
B103	101	138	239	21	1	12	19	230	261	0	0.00%
B104	58	53	111	8	0	1	15	103	119	0	0.00%
C101	155	124	279	16	0	1	46	248	295	0	0.00%
C102	41	40	81	7	0	0	8	80	88	0	0.00%
D102	48	49	97	5	0	1	7	94	102	0	0.00%
D103	40	45	85	6	0	3	3	85	91	0	0.00%
E102	70	105	175	5	1	5	21	155	181	0	0.00%
E103	74	94	168	7	0	2	17	156	175	0	0.00%
E104	16	27	43	1	0	2	0	42	44	0	0.00%
F101	152	72	224	8	0	5	8	219	232	0	0.00%
F102	164	122	286	14	0	0	27	273	300	0	0.00%
F103	90	68	158	4	0	5	16	141	162	0	0.00%

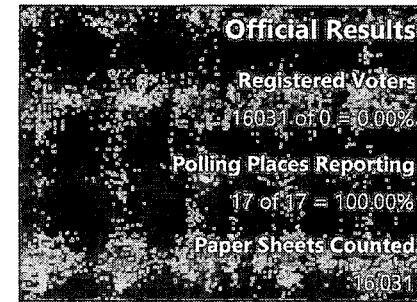


**PRIMARY ELECTION HELD ON**

**OFFICIAL BALLOT FOR DAVIESS COUNTY**

5/17/2022

Page 18



**COUNTY CLERK - (Vote for One)**

Precinct	Tonya PAYNE	Leslie A. McCARTY	Cast Votes	Undervotes	Overvotes	Absentee Voting Ballots Cast	Early Voting Ballots Cast	Election Day Voting Ballots Cast	Total Ballots Cast	Registered Voters	Turnout Percentage
G101	266	50	316	4	0	6	23	291	320	0	0.00%
G102	38	36	74	2	0	1	2	73	76	0	0.00%
G103	93	63	156	11	0	1	11	155	167	0	0.00%
H101	45	58	103	10	0	4	31	78	113	0	0.00%
H102	93	93	186	11	0	9	25	163	197	0	0.00%
H103	162	91	253	7	0	1	35	224	260	0	0.00%
H104	163	120	283	14	0	9	34	254	297	0	0.00%
H105	72	99	171	9	0	2	20	158	180	0	0.00%
H107	100	72	172	4	0	2	23	151	176	0	0.00%
H109	45	80	125	6	0	3	24	104	131	0	0.00%
H112	78	88	166	7	0	4	18	151	173	0	0.00%
H113	33	27	60	6	0	4	12	50	66	0	0.00%
H114	41	40	81	0	0	3	17	61	81	0	0.00%
H115	110	155	265	18	0	8	43	232	283	0	0.00%
H116	11	12	23	2	0	1	5	19	25	0	0.00%
H117	137	135	272	17	0	9	45	235	289	0	0.00%
<b>Totals</b>	<b>4,152</b>	<b>4,289</b>	<b>8,441</b>	<b>488</b>	<b>3</b>	<b>238</b>	<b>1,338</b>	<b>7,356</b>	<b>8,932</b>	<b>0</b>	<b>0.00%</b>

Canvass Results Report

Run Time: 11:40 AM  
Run Date: 06/14/2022

PRIMARY ELECTION HELD ON

OFFICIAL BALLOT FOR DAVIESS COUNTY

5/17/2022

Page 19

Official Results

Registered Voters

16031 of 16031 = 100.00%

Polling Places Reporting

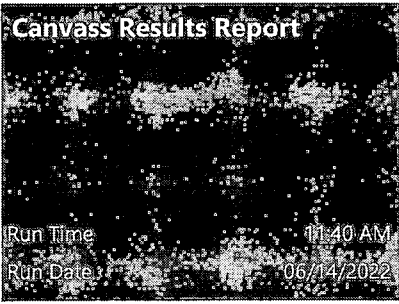
17 of 17 = 100.00%

Paper Sheets Counted

16,031

SHERIFF - (Vote for One)

Precinct	Brad YOUNGMAN	Barry G. SMITH	Cast Votes	Undervotes	Overvotes	Absentee Voting Ballots Cast	Early Voting Ballots Cast	Election Day Voting Ballots Cast	Total Ballots Cast	Registered Voters	Turnout Percentage
A101	51	71	122	1	0	2	11	110	123	0	0.00%
A102	27	39	66	1	0	5	9	53	67	0	0.00%
A103	32	26	58	2	0	9	10	41	60	0	0.00%
A105	121	97	218	6	0	10	55	159	224	0	0.00%
A106	29	26	55	1	0	2	11	43	56	0	0.00%
A107	45	42	87	4	0	1	15	75	91	0	0.00%
A108	48	46	94	5	0	7	13	79	99	0	0.00%
A110	89	76	165	5	0	1	21	148	170	0	0.00%
A111	144	129	273	6	0	11	58	210	279	0	0.00%
A112	5	7	12	1	0	1	0	12	13	0	0.00%
A113	195	80	275	7	0	6	61	215	282	0	0.00%
A114	191	108	299	6	0	8	60	237	305	0	0.00%
A115	94	91	185	10	0	2	43	150	195	0	0.00%
A119	59	63	122	3	0	19	24	82	125	0	0.00%
A120	151	139	290	6	0	10	57	229	296	0	0.00%
A122	9	19	28	0	0	3	6	19	28	0	0.00%
A128	67	35	102	3	0	5	22	78	105	0	0.00%
A129	101	83	184	8	0	2	41	149	192	0	0.00%
A130	69	53	122	4	0	2	23	101	126	0	0.00%
A135	11	18	29	0	0	1	5	23	29	0	0.00%

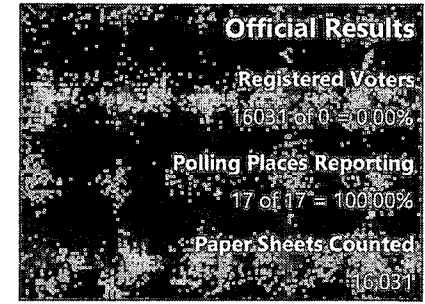


**PRIMARY ELECTION HELD ON**

**OFFICIAL BALLOT FOR DAVIESS COUNTY**


5/17/2022

Page 20



**SHERIFF - (Vote for One)**

Precinct	Brad YOUNGMAN	Barry G. SMITH	Cast Votes	Undervotes	Overvotes	Absentee Voting Ballots Cast	Early Voting Ballots Cast	Election Day Voting Ballots Cast	Total Ballots Cast	Registered Voters	Turnout Percentage
A136	37	34	71	2	0	1	13	59	73	0	0.00%
A138	36	43	79	3	0	3	20	59	82	0	0.00%
A139	72	45	117	2	0	1	27	91	119	0	0.00%
A140	82	56	138	3	0	6	28	107	141	0	0.00%
A143	28	19	47	1	0	0	5	43	48	0	0.00%
A146	165	139	304	12	1	7	75	235	317	0	0.00%
B101	60	53	113	1	0	6	24	84	114	0	0.00%
B102	140	136	276	13	0	3	46	240	289	0	0.00%
B103	57	198	255	6	0	12	19	230	261	0	0.00%
B104	45	72	117	2	0	1	15	103	119	0	0.00%
C101	137	151	288	7	0	1	46	248	295	0	0.00%
C102	34	52	86	2	0	0	8	80	88	0	0.00%
D102	31	70	101	1	0	1	7	94	102	0	0.00%
D103	35	55	90	1	0	3	3	85	91	0	0.00%
E102	82	95	177	4	0	5	21	155	181	0	0.00%
E103	76	96	172	3	0	2	17	156	175	0	0.00%
E104	16	27	43	1	0	2	0	42	44	0	0.00%
F101	127	100	227	5	0	5	8	219	232	0	0.00%
F102	142	147	289	11	0	0	27	273	300	0	0.00%
F103	95	62	157	5	0	5	16	141	162	0	0.00%

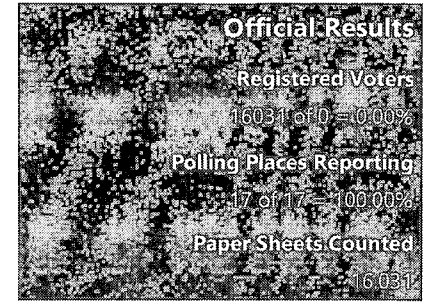


**PRIMARY ELECTION HELD ON**

**OFFICIAL BALLOT FOR DAVIESS COUNTY**


5/17/2022

Page 21



**SHERIFF - (Vote for One)**

Precinct	Brad YOUNGMAN	Barry G. SMITH	Cast Votes	Undervotes	Overtvotes	Absentee Voting Ballots Cast	Early Voting Ballots Cast	Election Day Voting Ballots Cast	Total Ballots Cast	Registered Voters	Turnout Percentage
G101	209	104	313	7	0	6	23	291	320	0	0.00%
G102	31	41	72	3	1	1	2	73	76	0	0.00%
G103	83	72	155	12	0	1	11	155	167	0	0.00%
H101	65	43	108	5	0	4	31	78	113	0	0.00%
H102	115	74	189	8	0	9	25	163	197	0	0.00%
H103	156	95	251	9	0	1	35	224	260	0	0.00%
H104	157	134	291	6	0	9	34	254	297	0	0.00%
H105	95	77	172	8	0	2	20	158	180	0	0.00%
H107	92	82	174	2	0	2	23	151	176	0	0.00%
H109	79	47	126	5	0	3	24	104	131	0	0.00%
H112	96	74	170	3	0	4	18	151	173	0	0.00%
H113	43	22	65	1	0	4	12	50	66	0	0.00%
H114	49	32	81	0	0	3	17	61	81	0	0.00%
H115	142	129	271	12	0	8	43	232	283	0	0.00%
H116	13	11	24	1	0	1	5	19	25	0	0.00%
H117	171	110	281	8	0	9	45	235	289	0	0.00%
<b>Totals</b>	<b>4,631</b>	<b>4,045</b>	<b>8,676</b>	<b>254</b>	<b>2</b>	<b>238</b>	<b>1,338</b>	<b>7,356</b>	<b>8,932</b>	<b>0</b>	<b>0.00%</b>




Run Time 11:40 AM  
Run Date 06/14/2022

**PRIMARY ELECTION HELD ON**

**OFFICIAL BALLOT FOR DAVIESS COUNTY**

5/17/2022

Page 22



Registered Voters

16031 of 0 = 0.00%

Polling Places Reporting


17 of 17 = 100.00%

Paper Sheets Counted

16031

**COUNTY COMMISSIONERS Western District - (Vote for One)**

Precinct	Sharon CASTLE	Patrick Garfield HAYDEN	Dustin WARREN	George WATHEN	Christopher T. CASTLEN	Cast Votes	Undervotes	Overvotes	Absentee Voting Ballots Cast	Early Voting Ballots Cast	Election Day Voting Ballots Cast	Total Ballots Cast	Registered Voters	Turnout Percentage
A101	14	12	24	21	44	115	8	0	2	11	110	123	0	0.00%
A102	10	8	8	17	17	60	7	0	5	9	53	67	0	0.00%
A103	5	5	12	17	17	56	4	0	9	10	41	60	0	0.00%
A105	5	9	13	93	96	216	8	0	10	55	159	224	0	0.00%
A106	6	3	3	20	19	51	5	0	2	11	43	56	0	0.00%
A107	5	7	13	20	35	80	10	1	1	15	75	91	0	0.00%
A108	6	8	13	34	28	89	10	0	7	13	79	99	0	0.00%
A110	13	16	24	45	52	150	20	0	1	21	148	170	0	0.00%
A111	13	19	20	117	97	266	13	0	11	58	210	279	0	0.00%
A112	2	2	1	3	4	12	1	0	1	0	12	13	0	0.00%
A113	10	18	22	119	100	269	13	0	6	61	215	282	0	0.00%
A114	13	20	21	107	128	289	15	1	8	60	237	305	0	0.00%
A115	6	9	11	81	70	177	18	0	2	43	150	195	0	0.00%
A119	7	12	14	31	49	113	11	1	19	24	82	125	0	0.00%
A120	12	20	29	113	97	271	25	0	10	57	229	296	0	0.00%
A122	5	4	3	10	4	26	2	0	3	6	19	28	0	0.00%
A128	6	4	11	38	41	100	5	0	5	22	78	105	0	0.00%
A129	10	3	22	73	76	184	7	1	2	41	149	192	0	0.00%
A130	9	9	13	44	45	120	6	0	2	23	101	126	0	0.00%
A135	2	2	4	9	11	28	1	0	1	5	23	29	0	0.00%



**PRIMARY ELECTION HELD ON**

**OFFICIAL BALLOT FOR DAVIESS COUNTY**

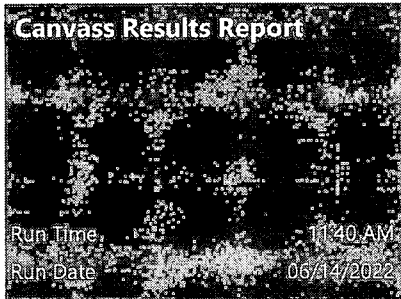
5/17/2022

Page 23



**COUNTY COMMISSIONERS Western District - (Vote for One)**

Precinct	Sharon CASTLE	Patrick Garfield HAYDEN	Dustin WARREN	George WATHEN	Christopher T. CASTLEN	Cast Votes	Undervotes	Overvotes	Absentee Voting Ballots Cast	Early Voting Ballots Cast	Election Day Voting Ballots Cast	Total Ballots Cast	Registered Voters	Turnout Percentage
A136	6	4	9	24	26	69	4	0	1	13	59	73	0	0.00%
A138	4	4	7	18	40	73	9	0	3	20	59	82	0	0.00%
A139	6	6	19	36	46	113	6	0	1	27	91	119	0	0.00%
A140	6	8	16	54	47	131	10	0	6	28	107	141	0	0.00%
A143	1	5	9	14	14	43	5	0	0	5	43	48	0	0.00%
A146	10	17	16	112	128	283	34	0	7	75	235	317	0	0.00%
B101	6	6	18	44	29	103	11	0	6	24	84	114	0	0.00%
B102	18	21	33	86	113	271	18	0	3	46	240	289	0	0.00%
B103	22	19	85	48	62	236	25	0	12	19	230	261	0	0.00%
B104	3	14	29	28	38	112	7	0	1	15	103	119	0	0.00%
C101	15	13	83	81	89	281	14	0	1	46	248	295	0	0.00%
C102	5	14	23	14	29	85	3	0	0	8	80	88	0	0.00%
D102	2	3	68	14	13	100	2	0	1	7	94	102	0	0.00%
D103	2	4	57	13	12	88	3	0	3	3	85	91	0	0.00%
E102	10	15	33	41	68	167	13	1	5	21	155	181	0	0.00%
E103	10	11	38	54	52	165	9	1	2	17	156	175	0	0.00%
E104	4	2	8	18	8	40	4	0	2	0	42	44	0	0.00%
F101	13	17	40	56	73	199	32	1	5	8	219	232	0	0.00%
F102	14	25	56	78	98	271	29	0	0	27	273	300	0	0.00%
F103	6	9	23	31	79	148	14	0	5	16	141	162	0	0.00%

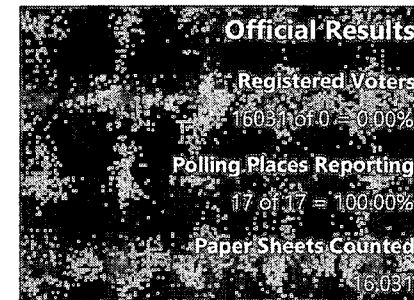


PRIMARY ELECTION HELD ON

OFFICIAL BALLOT FOR DAVIESS COUNTY

5/17/2022

Page 24



COUNTY COMMISSIONERS Western District - (Vote for One)

Precinct	Sharon CASTLE	Patrick Garfield HAYDEN	Dustin WARREN	George WATHEN	Christopher T. CASTLE	Cast Votes	Undervotes	Overvotes	Absentee Voting Ballots Cast	Early Voting Ballots Cast	Election Day Voting Ballots Cast	Total Ballots Cast	Registered Voters	Turnout Percentage
G101	15	23	57	74	108	277	43	0	6	23	291	320	0	0.00%
G102	7	8	9	18	27	69	7	0	1	2	73	76	0	0.00%
G103	12	12	14	46	61	145	22	0	1	11	155	167	0	0.00%
H101	2	10	5	48	40	105	8	0	4	31	78	113	0	0.00%
H102	10	12	12	86	56	176	21	0	9	25	163	197	0	0.00%
H103	16	21	38	71	90	236	24	0	1	35	224	260	0	0.00%
H104	13	30	27	73	124	267	30	0	9	34	254	297	0	0.00%
H105	14	12	17	57	60	160	20	0	2	20	158	180	0	0.00%
H107	7	14	28	49	61	159	17	0	2	23	151	176	0	0.00%
H109	3	5	8	50	54	120	11	0	3	24	104	131	0	0.00%
H112	16	13	10	54	59	152	21	0	4	18	151	173	0	0.00%
H113	4	4	13	24	12	57	9	0	4	12	50	66	0	0.00%
H114	4	2	10	23	40	79	2	0	3	17	61	81	0	0.00%
H115	16	15	32	88	97	248	35	0	8	43	232	283	0	0.00%
H116	3	2	1	6	13	25	0	0	1	5	19	25	0	0.00%
H117	12	15	16	102	118	263	26	0	9	45	235	289	0	0.00%
<b>Totals</b>	<b>476</b>	<b>605</b>	<b>1,248</b>	<b>2,745</b>	<b>3,114</b>	<b>8,188</b>	<b>737</b>	<b>7</b>	<b>238</b>	<b>1,338</b>	<b>7,356</b>	<b>8,932</b>	<b>0</b>	<b>0.00%</b>



**Canvass Results Report**

Run Time: 11:40 AM  
Run Date: 06/14/2022

**PRIMARY ELECTION HELD ON**

**OFFICIAL BALLOT FOR DAVIESS COUNTY**

5/17/2022  
Page 25

**Official Results**


Registered Voters  
16031 of 0 = 0.00%

Polling Places Reporting  
17 of 17 = 100.00%

Paper Sheets Counted  
16031

**COUNTY COMMISSIONERS Central District - (Vote for One)**

Precinct	Andy GAMBLIN	Darrin AUTRY	Michael Norman KING	Larry CONDER	Jason A. JACKSON	Dianne Burns MACKEY	Cast Votes	Undervotes	Overvotes	Absentee Voting Ballots Cast	Early Voting Ballots Cast	Election Day Voting Ballots Cast	Total Ballots Cast
A101	8	15	26	53	3	14	119	4	0	2	11	110	123
A102	2	6	5	29	4	13	59	8	0	5	9	53	67
A103	1	7	11	23	3	9	54	6	0	9	10	41	60
A105	5	5	43	118	3	33	207	17	0	10	55	159	224
A106	3	6	7	26	1	11	54	2	0	2	11	43	56
A107	1	6	11	47	6	13	84	6	1	1	15	75	91
A108	4	7	15	38	7	16	87	12	0	7	13	79	99
A110	11	13	36	64	4	30	158	12	0	1	21	148	170
A111	3	11	72	120	9	47	262	16	1	11	58	210	279
A112	1	1	0	7	0	3	12	1	0	1	0	12	13
A113	10	9	54	132	3	45	253	28	1	6	61	215	282
A114	13	18	65	138	7	50	291	14	0	8	60	237	305
A115	5	7	43	101	4	16	176	19	0	2	43	150	195
A119	4	7	19	45	7	31	113	12	0	19	24	82	125
A120	20	13	70	118	11	41	273	23	0	10	57	229	296
A122	6	2	1	10	3	3	25	3	0	3	6	19	28
A128	6	3	15	52	8	13	97	8	0	5	22	78	105
A129	5	7	39	87	4	34	176	15	1	2	41	149	192
A130	11	8	19	48	3	28	117	9	0	2	23	101	126
A135	0	1	2	18	1	6	28	1	0	1	5	23	29

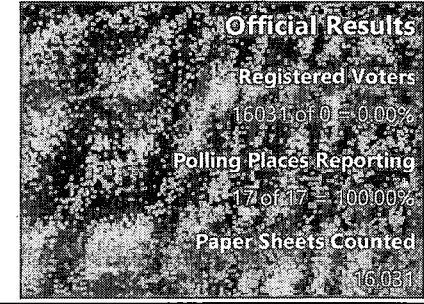


**PRIMARY ELECTION HELD ON**

**OFFICIAL BALLOT FOR DAVIESS COUNTY**

5/17/2022

Page 26



**COUNTY COMMISSIONERS Central District - (Vote for One)**

Precinct	Registered Voters	Turnout Percentage
A101	0	0.00%
A102	0	0.00%
A103	0	0.00%
A105	0	0.00%
A106	0	0.00%
A107	0	0.00%
A108	0	0.00%
A110	0	0.00%
A111	0	0.00%
A112	0	0.00%
A113	0	0.00%
A114	0	0.00%
A115	0	0.00%
A119	0	0.00%
A120	0	0.00%
A122	0	0.00%
A128	0	0.00%
A129	0	0.00%
A130	0	0.00%
A135	0	0.00%

**Canvass Results Report**

Run Time: 11:40 AM  
Run Date: 05/17/2022

**PRIMARY ELECTION HELD ON**  
**OFFICIAL BALLOT FOR DAVIESS COUNTY**

5/17/2022  
Page 27

**Official Results**

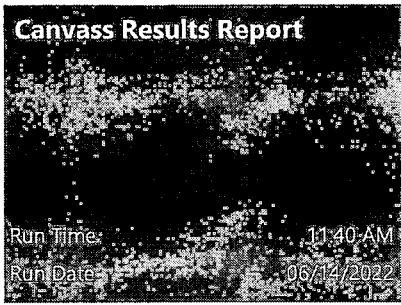
Registered Voters  
16031 of 0 = 0.00%

Polling Places Reporting  
17 of 17 = 100.00%

Paper Sheets Counted  
16031

**COUNTY COMMISSIONERS Central District - (Vote for One)**

Precinct	Andy GAMBLIN	Darrin AUTRY	Michael Norman KING	Larry CONDER	Jason A. JACKSON	Dianne Burns MACKEY	Cast Votes	Undervotes	Overvotes	Absentee Voting Ballots Cast	Early Voting Ballots Cast	Election Day Voting Ballots Cast	Total Ballots Cast
A136	3	2	10	32	2	21	70	3	0	1	13	59	73
A138	7	9	8	32	4	14	74	8	0	3	20	59	82
A139	9	9	24	44	1	21	108	11	0	1	27	91	119
A140	2	9	34	55	3	22	125	15	1	6	28	107	141
A143	0	5	14	15	2	7	43	5	0	0	5	43	48
A146	11	11	64	153	16	31	286	31	0	7	75	235	317
B101	3	2	21	54	1	22	103	11	0	6	24	84	114
B102	12	19	66	117	11	35	260	29	0	3	46	240	289
B103	9	23	56	84	10	51	233	28	0	12	19	230	261
B104	5	7	23	44	10	18	107	12	0	1	15	103	119
C101	7	14	73	103	7	57	261	34	0	1	46	248	295
C102	3	6	21	32	4	16	82	6	0	0	8	80	88
D102	5	5	20	30	3	24	87	15	0	1	7	94	102
D103	6	4	23	29	2	15	79	12	0	3	3	85	91
E102	3	8	47	57	13	41	169	12	0	5	21	155	181
E103	8	6	57	40	7	51	169	6	0	2	17	156	175
E104	2	1	10	19	0	10	42	2	0	2	0	42	44
F101	12	17	46	85	7	32	199	33	0	5	8	219	232
F102	16	22	104	84	10	40	276	23	1	0	27	273	300
F103	5	16	41	57	8	19	146	16	0	5	16	141	162



PRIMARY ELECTION HELD ON  
OFFICIAL BALLOT FOR DAVIESS COUNTY

5/17/2022  
Page 28



COUNTY COMMISSIONERS Central District - (Vote for One)

Precinct	Registered Voters	Turnout Percentage
A136	0	0.00%
A138	0	0.00%
A139	0	0.00%
A140	0	0.00%
A143	0	0.00%
A146	0	0.00%
B101	0	0.00%
B102	0	0.00%
B103	0	0.00%
B104	0	0.00%
C101	0	0.00%
C102	0	0.00%
D102	0	0.00%
D103	0	0.00%
E102	0	0.00%
E103	0	0.00%
E104	0	0.00%
F101	0	0.00%
F102	0	0.00%
F103	0	0.00%

**Canvass Results Report**

Run Time: 11:40 AM  
Run Date: 06/14/2022

**PRIMARY ELECTION HELD ON**  
**OFFICIAL BALLOT FOR DAVIESS COUNTY**

5/17/2022  
Page 29

**Official Results**

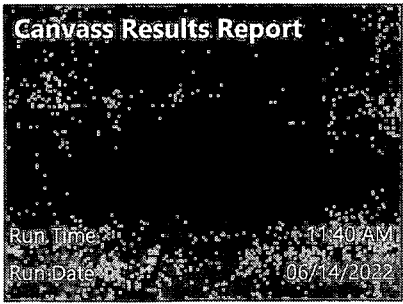
Registered Voters:  
16031 of 0 = 0.00%

Polling Places Reporting:  
17 of 17 = 100.00%

Paper Sheets Counted:  
16031

**COUNTY COMMISSIONERS Central District - (Vote for One)**

Precinct	Andy GAMBLIN	Darrin AUTRY	Michael Norman KING	Larry CONDER	Jason A. JACKSON	Dianne Burns MACKEY	Cast Votes	Undervotes	Overvotes	Absentee Voting Ballots Cast	Early Voting Ballots Cast	Election Day Voting Ballots Cast	Total Ballots Cast
G101	11	20	55	131	11	32	260	59	1	6	23	291	320
G102	1	11	16	24	7	11	70	6	0	1	2	73	76
G103	10	12	34	57	3	25	141	26	0	1	11	155	167
H101	1	10	26	41	3	16	97	16	0	4	31	78	113
H102	2	9	47	86	5	27	176	21	0	9	25	163	197
H103	5	18	80	88	11	31	233	27	0	1	35	224	260
H104	14	23	61	112	8	49	267	30	0	9	34	254	297
H105	11	7	49	60	9	32	168	12	0	2	20	158	180
H107	4	9	46	77	9	19	164	12	0	2	23	151	176
H109	4	8	46	46	5	13	122	9	0	3	24	104	131
H112	1	3	54	68	7	18	151	22	0	4	18	151	173
H113	5	9	14	21	1	8	58	8	0	4	12	50	66
H114	5	5	16	36	5	11	78	3	0	3	17	61	81
H115	12	9	49	132	10	36	248	34	1	8	43	232	283
H116	1	2	6	8	1	5	23	2	0	1	5	19	25
H117	5	14	72	138	6	30	265	23	1	9	45	235	289
<b>Totals</b>	<b>339</b>	<b>516</b>	<b>1,986</b>	<b>3,565</b>	<b>313</b>	<b>1,366</b>	<b>8,085</b>	<b>838</b>	<b>9</b>	<b>238</b>	<b>1,338</b>	<b>7,356</b>	<b>8,932</b>



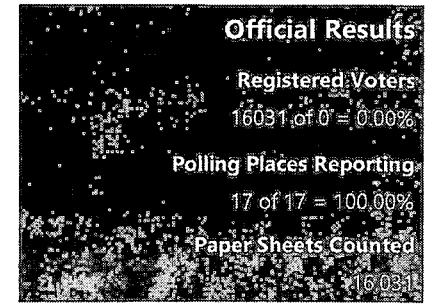
Run Time: 1:40 AM  
Run Date: 06/14/2022

**PRIMARY ELECTION HELD ON**

**OFFICIAL BALLOT FOR DAVIESS COUNTY**

5/17/2022

Page 30



Registered Voters

16031 of 0 = 0.00%

Polling Places Reporting

17 of 17 = 100.00%


Paper Sheets Counted

16031

**COUNTY COMMISSIONERS Central District - (Vote for One)**

	Registered Voters	Turnout Percentage
--	-------------------	--------------------

Precinct	Registered Voters	Turnout Percentage
G101	0	0.00%
G102	0	0.00%
G103	0	0.00%
H101	0	0.00%
H102	0	0.00%
H103	0	0.00%
H104	0	0.00%
H105	0	0.00%
H107	0	0.00%
H109	0	0.00%
H112	0	0.00%
H113	0	0.00%
H114	0	0.00%
H115	0	0.00%
H116	0	0.00%
H117	0	0.00%
<b>Totals</b>	<b>0</b>	<b>0.00%</b>




**PRIMARY ELECTION HELD ON**

**OFFICIAL BALLOT FOR DAVIESS COUNTY**

5/17/2022

Page 31



**COUNTY COMMISSIONERS Eastern District - (Vote for One)**

Precinct	Matt FITZGERALD	Mark IRBY	Janie MARKSBERRY	Jimmie D. SAPP	Cast Votes	Undervotes	Overvotes	Absentee Voting Ballots Cast	Early Voting Ballots Cast	Election Day Voting Ballots Cast	Total Ballots Cast	Registered Voters	Turnout Percentage
A101	31	13	46	25	115	8	0	2	11	110	123	0	0.00%
A102	8	5	26	20	59	8	0	5	9	53	67	0	0.00%
A103	7	5	23	19	54	6	0	9	10	41	60	0	0.00%
A105	58	24	67	48	197	27	0	10	55	159	224	0	0.00%
A106	12	3	32	6	53	3	0	2	11	43	56	0	0.00%
A107	22	9	34	18	83	8	0	1	15	75	91	0	0.00%
A108	18	10	28	33	89	10	0	7	13	79	99	0	0.00%
A110	46	21	41	43	151	19	0	1	21	148	170	0	0.00%
A111	63	40	102	51	256	23	0	11	58	210	279	0	0.00%
A112	0	2	3	5	10	2	1	1	0	12	13	0	0.00%
A113	80	32	76	62	250	32	0	6	61	215	282	0	0.00%
A114	84	39	106	53	282	22	1	8	60	237	305	0	0.00%
A115	44	49	60	30	183	12	0	2	43	150	195	0	0.00%
A119	26	14	44	31	115	10	0	19	24	82	125	0	0.00%
A120	65	28	104	72	269	27	0	10	57	229	296	0	0.00%
A122	5	1	18	2	26	2	0	3	6	19	28	0	0.00%
A128	31	18	33	13	95	10	0	5	22	78	105	0	0.00%
A129	39	27	67	42	175	17	0	2	41	149	192	0	0.00%
A130	25	10	49	32	116	10	0	2	23	101	126	0	0.00%
A135	3	2	15	7	27	2	0	1	5	23	29	0	0.00%

**Canvass Results Report**

Run Time 11:40 AM  
Run Date 06/14/2022

**PRIMARY ELECTION HELD ON**

**OFFICIAL BALLOT FOR DAVIESS COUNTY**

5/17/2022  
Page 32

**Official Results**

Registered Voters  
16031 of 0 = 0.00%

Polling Places Reporting  
17 of 17 = 100.00%

Paper Sheets Counted  
16031

**COUNTY COMMISSIONERS Eastern District - (Vote for One)**

Precinct	Matt FITZGERALD	Mark IRBY	Janie MARKSBERRY	Jimmie D. SAPP	Cast Votes	Undervotes	Overvotes	Absentee Voting Ballots Cast	Early Voting Ballots Cast	Election Day Voting Ballots Cast	Total Ballots Cast	Registered Voters	Turnout Percentage
A136	8	3	31	26	68	5	0	1	13	59	73	0	0.00%
A138	16	9	27	19	71	10	1	3	20	59	82	0	0.00%
A139	38	10	40	20	108	11	0	1	27	91	119	0	0.00%
A140	30	14	51	33	128	13	0	6	28	107	141	0	0.00%
A143	11	4	16	12	43	5	0	0	5	43	48	0	0.00%
A146	62	51	120	53	286	31	0	7	75	235	317	0	0.00%
B101	27	13	42	24	106	8	0	6	24	84	114	0	0.00%
B102	90	36	78	53	257	31	1	3	46	240	289	0	0.00%
B103	46	41	106	43	236	25	0	12	19	230	261	0	0.00%
B104	23	14	39	30	106	13	0	1	15	103	119	0	0.00%
C101	62	35	115	54	266	29	0	1	46	248	295	0	0.00%
C102	13	7	39	25	84	4	0	0	8	80	88	0	0.00%
D102	21	12	28	30	91	11	0	1	7	94	102	0	0.00%
D103	24	7	30	23	84	7	0	3	3	85	91	0	0.00%
E102	34	34	80	21	169	12	0	5	21	155	181	0	0.00%
E103	39	18	66	35	158	15	2	2	17	156	175	0	0.00%
E104	9	6	15	10	40	4	0	2	0	42	44	0	0.00%
F101	121	39	40	22	222	10	0	5	8	219	232	0	0.00%
F102	92	56	85	46	279	20	1	0	27	273	300	0	0.00%
F103	52	34	50	19	155	7	0	5	16	141	162	0	0.00%



**Canvass Results Report**

Run Time: 11:40 AM  
Run Date: 06/14/2022

**PRIMARY ELECTION HELD ON**

**OFFICIAL BALLOT FOR DAVIESS COUNTY**

5/17/2022  
Page 33

**Official Results**


Registered Voters  
16031 of 0 = 0.00%

Polling Places Reporting  
17 of 17 = 100.00%


Paper Sheets Counted  
16031

**COUNTY COMMISSIONERS Eastern District - (Vote for One)**

Precinct	Matt FITZGERALD	Mark IRBY	Janie MARKSBERRY	Jimmie D. SAPP	Cast Votes	Undervotes	Overvotes	Absentee Voting Ballots Cast	Early Voting Ballots Cast	Election Day Voting Ballots Cast	Total Ballots Cast	Registered Voters	Turnout Percentage
G101	168	82	45	21	316	3	1	6	23	291	320	0	0.00%
G102	15	13	37	7	72	3	1	1	2	73	76	0	0.00%
G103	32	29	69	26	156	11	0	1	11	155	167	0	0.00%
H101	32	12	40	15	99	14	0	4	31	78	113	0	0.00%
H102	54	29	74	32	189	8	0	9	25	163	197	0	0.00%
H103	81	58	82	31	252	8	0	1	35	224	260	0	0.00%
H104	59	77	87	64	287	10	0	9	34	254	297	0	0.00%
H105	42	46	46	41	175	5	0	2	20	158	180	0	0.00%
H107	53	59	36	23	171	5	0	2	23	151	176	0	0.00%
H109	36	33	33	24	126	5	0	3	24	104	131	0	0.00%
H112	36	37	59	31	163	10	0	4	18	151	173	0	0.00%
H113	13	15	23	13	64	2	0	4	12	50	66	0	0.00%
H114	22	8	32	19	81	0	0	3	17	61	81	0	0.00%
H115	77	56	93	37	263	20	0	8	43	232	283	0	0.00%
H116	6	3	11	2	22	3	0	1	5	19	25	0	0.00%
H117	71	66	88	48	273	16	0	9	45	235	289	0	0.00%
<b>Totals</b>	<b>2,282</b>	<b>1,418</b>	<b>2,927</b>	<b>1,644</b>	<b>8,271</b>	<b>652</b>	<b>9</b>	<b>238</b>	<b>1,338</b>	<b>7,356</b>	<b>8,932</b>	<b>0</b>	<b>0.00%</b>



**PRIMARY ELECTION HELD ON**  
**OFFICIAL BALLOT FOR DAVIESS COUNTY**  
 5/17/2022  
 Page 34



**JUSTICE of the PEACE West Magisterial District - (Vote for One)**

Precinct	Cathy KRAMER	Charles R. McCARTY	Cast Votes	Undervotes	Overvotes	Absentee Voting Ballots Cast	Early Voting Ballots Cast	Election Day Voting Ballots Cast	Total Ballots Cast	Registered Voters	Turnout Percentage
A101	47	62	109	14	0	2	11	110	123	0	0.00%
A102	21	35	56	11	0	5	9	53	67	0	0.00%
A103	18	35	53	7	0	9	10	41	60	0	0.00%
A105	74	98	172	52	0	10	55	159	224	0	0.00%
A108	36	46	82	17	0	7	13	79	99	0	0.00%
A110	62	83	145	25	0	1	21	148	170	0	0.00%
A112	6	5	11	2	0	1	0	12	13	0	0.00%
A113	86	122	208	74	0	6	61	215	282	0	0.00%
A135	11	16	27	2	0	1	5	23	29	0	0.00%
A140	45	71	116	25	0	6	28	107	141	0	0.00%
B101	35	56	91	23	0	6	24	84	114	0	0.00%
B102	91	149	240	49	0	3	46	240	289	0	0.00%
B103	75	145	220	41	0	12	19	230	261	0	0.00%
B104	36	69	105	13	1	1	15	103	119	0	0.00%
C101	80	157	237	58	0	1	46	248	295	0	0.00%
C102	30	44	74	14	0	0	8	80	88	0	0.00%
D102	28	60	88	14	0	1	7	94	102	0	0.00%
D103	29	50	79	12	0	3	3	85	91	0	0.00%
<b>Totals</b>	<b>810</b>	<b>1,303</b>	<b>2,113</b>	<b>453</b>	<b>1</b>	<b>75</b>	<b>381</b>	<b>2,111</b>	<b>2,567</b>	<b>0</b>	<b>0.00%</b>

**Canvass Results Report**

Run Time: 11:40 AM  
Run Date: 06/14/2022

**PRIMARY ELECTION HELD ON**

**OFFICIAL BALLOT FOR DAVIESS COUNTY**

5/17/2022

Page 35

**Official Results**

Registered Voters  
16031 of 0 = 0.00%

Polling Places Reporting  
17 of 17 = 100.00%

Paper Sheets Counted  
16031

**UNITED STATES SENATOR - (Vote for One)**

Precinct	Charles BOOKER	Ruth GAO	John MERRILL	Joshua Wesley BLANTON SR.	Cast Votes	Undervotes	Overvotes	Absentee Voting Ballots Cast	Early Voting Ballots Cast	Election Day Voting Ballots Cast	Total Ballots Cast	Registered Voters	Turnout Percentage
A101	72	11	14	9	106	6	0	3	14	95	112	0	0.00%
A102	108	8	7	4	127	4	0	9	20	102	131	0	0.00%
A103	51	8	5	1	65	2	0	14	11	42	67	0	0.00%
A105	139	11	13	15	178	19	1	9	49	140	198	0	0.00%
A106	44	7	4	2	57	4	0	3	14	44	61	0	0.00%
A107	107	9	12	7	135	3	0	6	27	105	138	0	0.00%
A108	84	6	16	8	114	10	0	7	21	96	124	0	0.00%
A110	112	6	14	10	142	10	0	3	31	118	152	0	0.00%
A111	128	10	19	11	168	25	0	2	44	147	193	0	0.00%
A112	23	5	3	3	34	1	0	1	2	32	35	0	0.00%
A113	158	17	24	14	213	31	0	9	45	190	244	0	0.00%
A114	277	25	30	22	354	33	0	21	93	273	387	0	0.00%
A115	54	1	20	9	84	17	0	3	14	84	101	0	0.00%
A119	108	8	11	12	139	7	0	24	20	102	146	0	0.00%
A120	203	15	30	29	277	18	0	18	53	224	295	0	0.00%
A122	19	1	3	1	24	1	0	3	4	18	25	0	0.00%
A128	90	7	11	10	118	9	0	9	28	90	127	0	0.00%
A129	121	5	12	16	154	19	0	13	46	114	173	0	0.00%
A130	110	9	6	13	138	11	0	6	32	111	149	0	0.00%
A135	18	1	2	3	24	1	0	1	8	16	25	0	0.00%

**Canvass Results Report**

Run Time: 11:40 AM  
Run Date: 06/14/2022

**PRIMARY ELECTION HELD ON**

**OFFICIAL BALLOT FOR DAVIESS COUNTY**

5/17/2022  
Page 36

**Official Results**


Registered Voters  
16031 of 0 = 0.00%

Polling Places Reporting  
17 of 17 = 100.00%

Paper Sheets Counted  
16031

**UNITED STATES SENATOR - (Vote for One)**

Precinct	Charles BOOKER	Ruth GAO	John MERRILL	Joshua Wesley BLANTON SR.	Cast Votes	Undervotes	Overvotes	Absentee Voting Ballots Cast	Early Voting Ballots Cast	Election Day Voting Ballots Cast	Total Ballots Cast	Registered Voters	Turnout Percentage
A136	34	6	5	3	48	1	0	2	11	36	49	0	0.00%
A138	51	10	7	5	73	12	0	6	12	67	85	0	0.00%
A139	64	5	6	10	85	12	0	1	22	74	97	0	0.00%
A140	93	7	10	7	117	10	0	7	24	96	127	0	0.00%
A143	23	1	2	3	29	2	0	0	5	26	31	0	0.00%
A146	90	11	13	9	123	16	0	6	33	100	139	0	0.00%
B101	83	5	9	15	112	13	1	5	28	93	126	0	0.00%
B102	152	15	19	14	200	17	0	11	33	173	217	0	0.00%
B103	90	10	21	12	133	19	1	1	5	147	153	0	0.00%
B104	51	8	17	8	84	12	0	0	10	86	96	0	0.00%
C101	136	16	19	14	185	21	0	6	28	172	206	0	0.00%
C102	56	7	13	12	88	11	0	1	4	94	99	0	0.00%
D102	83	15	13	10	121	9	0	10	4	116	130	0	0.00%
D103	38	0	14	7	59	6	0	0	6	59	65	0	0.00%
E102	42	11	12	3	68	4	0	4	1	67	72	0	0.00%
E103	62	7	12	18	99	11	0	3	5	102	110	0	0.00%
E104	14	1	2	5	22	3	0	0	10	15	25	0	0.00%
F101	110	15	21	20	166	24	0	5	7	178	190	0	0.00%
F102	110	10	15	11	146	17	0	0	13	150	163	0	0.00%
F103	53	9	10	10	82	10	0	2	11	79	92	0	0.00%



PRIMARY ELECTION HELD ON

OFFICIAL BALLOT FOR DAVIESS COUNTY


5/17/2022

Page 37



UNITED STATES SENATOR - (Vote for One)

Precinct	Charles BOOKER	Ruth GAO	John MERRILL	Joshua Wesley BLANTON SR.	Cast Votes	Undervotes	Overvotes	Absentee Voting Ballots Cast	Early Voting Ballots Cast	Election Day Voting Ballots Cast	Total Ballots Cast	Registered Voters	Turnout Percentage
G101	91	7	23	14	135	15	0	5	10	135	150	0	0.00%
G102	32	4	1	8	45	8	0	2	0	51	53	0	0.00%
G103	78	6	10	13	107	11	0	7	10	101	118	0	0.00%
H101	49	6	8	9	72	6	0	2	18	58	78	0	0.00%
H102	73	14	8	4	99	15	0	4	10	100	114	0	0.00%
H103	76	7	16	18	117	17	0	2	15	117	134	0	0.00%
H104	92	13	18	12	135	10	0	3	10	132	145	0	0.00%
H105	78	5	6	8	97	7	0	9	17	78	104	0	0.00%
H107	55	7	15	11	88	6	0	8	14	72	94	0	0.00%
H109	43	5	2	3	53	6	0	3	12	44	59	0	0.00%
H112	60	9	9	10	88	14	0	3	9	90	102	0	0.00%
H113	16	3	4	4	27	0	0	1	4	22	27	0	0.00%
H114	31	4	5	1	41	5	0	2	9	35	46	0	0.00%
H115	85	8	12	14	119	13	0	4	31	97	132	0	0.00%
H116	7	0	2	1	10	0	0	0	2	8	10	0	0.00%
H117	118	10	9	12	149	17	0	6	31	129	166	0	0.00%
<b>Totals</b>	<b>4,445</b>	<b>447</b>	<b>644</b>	<b>537</b>	<b>6,073</b>	<b>611</b>	<b>3</b>	<b>295</b>	<b>1,050</b>	<b>5,342</b>	<b>6,687</b>	<b>0</b>	<b>0.00%</b>

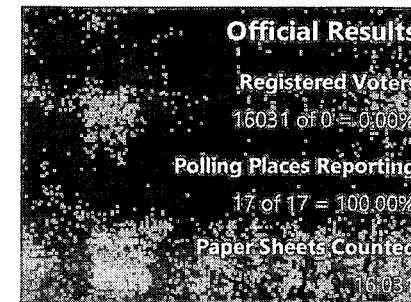


**PRIMARY ELECTION HELD ON**

**OFFICIAL BALLOT FOR DAVIESS COUNTY**

5/17/2022

Page 38



**UNITED STATES REPRESENTATIVE in CONGRESS 2nd Congressional District - (Vote for One)**

Precinct	Hank LINDERMAN	William Dakota COMPTON	Cast Votes	Undervotes	Overvotes	Absentee Voting Ballots Cast	Early Voting Ballots Cast	Election Day Voting Ballots Cast	Total Ballots Cast	Registered Voters	Turnout Percentage
A101	58	44	102	10	0	3	14	95	112	0	0.00%
A102	68	46	114	17	0	9	20	102	131	0	0.00%
A103	39	19	58	9	0	14	11	42	67	0	0.00%
A105	121	43	164	34	0	9	49	140	198	0	0.00%
A106	33	26	59	2	0	3	14	44	61	0	0.00%
A107	70	55	125	13	0	6	27	105	138	0	0.00%
A108	74	34	108	16	0	7	21	96	124	0	0.00%
A110	69	65	134	18	0	3	31	118	152	0	0.00%
A111	103	57	160	33	0	2	44	147	193	0	0.00%
A112	13	15	28	7	0	1	2	32	35	0	0.00%
A113	131	72	203	41	0	9	45	190	244	0	0.00%
A114	215	117	332	54	1	21	93	273	387	0	0.00%
A115	59	23	82	19	0	3	14	84	101	0	0.00%
A119	82	49	131	15	0	24	20	102	146	0	0.00%
A120	169	93	262	33	0	18	53	224	295	0	0.00%
A122	11	12	23	2	0	3	4	18	25	0	0.00%
A128	64	43	107	20	0	9	28	90	127	0	0.00%
A129	97	44	141	32	0	13	46	114	173	0	0.00%
A130	74	55	129	20	0	6	32	111	149	0	0.00%
A135	16	8	24	1	0	1	8	16	25	0	0.00%

**Canvass Results Report**

Run Time 11:40 AM  
Run Date 06/14/2022

**PRIMARY ELECTION HELD ON**

**OFFICIAL BALLOT FOR DAVIESS COUNTY**

5/17/2022

Page 39

**Official Results**


Registered Voters  
15031 of 0 = 0.00%

Polling Places Reporting  
17 of 17 = 100.00%

Paper Sheets Counted  
16031

**UNITED STATES REPRESENTATIVE in CONGRESS 2nd Congressional District - (Vote for One)**

Precinct	Hank LINDERMAN	William Dakota COMPTON	Cast Votes	Undervotes	Overvotes	Absentee Voting Ballots Cast	Early Voting Ballots Cast	Election Day Voting Ballots Cast	Total Ballots Cast	Registered Voters	Turnout Percentage
A136	32	12	44	5	0	2	11	36	49	0	0.00%
A138	39	32	71	14	0	6	12	67	85	0	0.00%
A139	44	32	76	21	0	1	22	74	97	0	0.00%
A140	68	45	113	14	0	7	24	96	127	0	0.00%
A143	11	17	28	3	0	0	5	26	31	0	0.00%
A146	72	42	114	25	0	6	33	100	139	0	0.00%
B101	70	37	107	19	0	5	28	93	126	0	0.00%
B102	111	79	190	27	0	11	33	173	217	0	0.00%
B103	78	53	131	22	0	1	5	147	153	0	0.00%
B104	57	26	83	13	0	0	10	86	96	0	0.00%
C101	107	69	176	30	0	6	28	172	206	0	0.00%
C102	59	25	84	15	0	1	4	94	99	0	0.00%
D102	74	45	119	11	0	10	4	116	130	0	0.00%
D103	41	13	54	11	0	0	6	59	65	0	0.00%
E102	28	35	63	9	0	4	1	67	72	0	0.00%
E103	61	29	90	19	1	3	5	102	110	0	0.00%
E104	14	8	22	3	0	0	10	15	25	0	0.00%
F101	104	57	161	29	0	5	7	178	190	0	0.00%
F102	90	54	144	19	0	0	13	150	163	0	0.00%
F103	45	32	77	15	0	2	11	79	92	0	0.00%

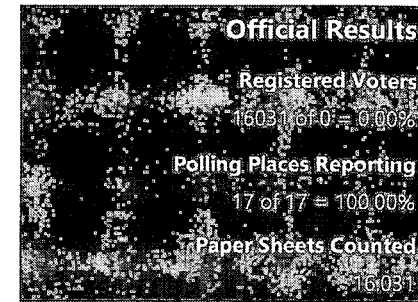


**PRIMARY ELECTION HELD ON**

**OFFICIAL BALLOT FOR DAVIESS COUNTY**

5/17/2022

Page 40



**UNITED STATES REPRESENTATIVE in CONGRESS 2nd Congressional District - (Vote for One)**

Precinct	Hank LINDERMAN	William Dakota COMPTON	Cast Votes	Undervotes	Overvotes	Absentee Voting Ballots Cast	Early Voting Ballots Cast	Election Day Voting Ballots Cast	Total Ballots Cast	Registered Voters	Turnout Percentage
G101	88	44	132	18	0	5	10	135	150	0	0.00%
G102	26	19	45	8	0	2	0	51	53	0	0.00%
G103	68	35	103	14	1	7	10	101	118	0	0.00%
H101	43	25	68	10	0	2	18	58	78	0	0.00%
H102	67	33	100	14	0	4	10	100	114	0	0.00%
H103	61	50	111	23	0	2	15	117	134	0	0.00%
H104	76	55	131	14	0	3	10	132	145	0	0.00%
H105	60	31	91	13	0	9	17	78	104	0	0.00%
H107	51	34	85	9	0	8	14	72	94	0	0.00%
H109	35	18	53	6	0	3	12	44	59	0	0.00%
H112	46	38	84	18	0	3	9	90	102	0	0.00%
H113	15	11	26	1	0	1	4	22	27	0	0.00%
H114	24	17	41	5	0	2	9	35	46	0	0.00%
H115	69	42	111	21	0	4	31	97	132	0	0.00%
H116	6	4	10	0	0	0	2	8	10	0	0.00%
H117	101	41	142	24	0	6	31	129	166	0	0.00%
<b>Totals</b>	<b>3,607</b>	<b>2,159</b>	<b>5,766</b>	<b>918</b>	<b>3</b>	<b>295</b>	<b>1,050</b>	<b>5,342</b>	<b>6,687</b>	<b>0</b>	<b>0.00%</b>



**Canvass Results Report**

Run Time: 11:40 AM  
Run Date: 06/14/2022

**PRIMARY ELECTION HELD ON**

**OFFICIAL BALLOT FOR DAVIESS COUNTY**

5/17/2022

Page 41

**Official Results**

Registered Voters  
16031 of 0 = 0.00%

Polling Places Reporting  
17 of 17 = 100.00%

Paper Sheets Counted  
16031

**CIRCUIT JUDGE "Family Court" 6th Judicial Circuit 3rd Division - (Vote for One)**

Precinct	Julia H. GORDON	Jennifer L. HENDRICKS	Thomas L. VALLANDINGHAM	Cast Votes	Undervotes	Overvotes	Absentee Voting Ballots Cast	Early Voting Ballots Cast	Election Day Voting Ballots Cast	Total Ballots Cast	Registered Voters	Turnout Percentage
A101	59	117	51	227	14	0	5	25	211	241	0	0.00%
A102	56	93	41	190	14	2	15	31	160	206	0	0.00%
A103	26	62	35	123	9	0	23	23	86	132	0	0.00%
A105	64	201	130	395	34	2	19	108	304	431	0	0.00%
A106	31	57	27	115	6	0	5	25	91	121	0	0.00%
A107	46	112	65	223	12	0	7	44	184	235	0	0.00%
A108	53	93	63	209	19	2	14	34	182	230	0	0.00%
A110	73	147	87	307	21	1	4	52	273	329	0	0.00%
A111	92	221	148	461	20	0	14	103	364	481	0	0.00%
A112	14	24	8	46	3	0	2	2	45	49	0	0.00%
A113	91	255	156	502	40	0	16	110	416	542	0	0.00%
A114	107	336	232	675	39	1	30	156	529	715	0	0.00%
A115	48	114	122	284	15	0	6	57	236	299	0	0.00%
A119	60	124	79	263	20	0	46	46	191	283	0	0.00%
A120	104	271	189	564	43	0	31	112	464	607	0	0.00%
A122	15	26	13	54	1	0	6	11	38	55	0	0.00%
A128	48	92	89	229	11	0	14	52	174	240	0	0.00%
A129	58	161	129	348	26	0	15	91	268	374	0	0.00%
A130	55	140	68	263	19	0	8	56	218	282	0	0.00%
A135	14	26	19	59	2	0	3	13	45	61	0	0.00%

PRIMARY ELECTION HELD ON

OFFICIAL BALLOT FOR DAVIESS COUNTY

5/17/2022

Page 42

CIRCUIT JUDGE "Family Court" 6th Judicial Circuit 3rd Division - (Vote for One)

Precinct	Julia H. GORDON	Jennifer L. HENDRICKS	Thomas L. VALLANDINGHAM	Cast Votes	Undervotes	Overvotes	Absentee Voting Ballots Cast	Early Voting Ballots Cast	Election Day Voting Ballots Cast	Total Ballots Cast	Registered Voters	Turnout Percentage
A136	33	54	35	122	2	0	3	25	96	124	0	0.00%
A138	37	69	49	155	15	0	9	32	129	170	0	0.00%
A139	33	93	77	203	18	0	2	49	170	221	0	0.00%
A140	51	141	68	260	15	0	14	52	209	275	0	0.00%
A143	16	36	20	72	8	0	0	10	70	80	0	0.00%
A146	86	205	139	430	36	2	13	112	343	468	0	0.00%
B101	41	123	68	232	17	0	11	52	186	249	0	0.00%
B102	85	281	122	488	34	1	15	79	429	523	0	0.00%
B103	87	198	98	383	37	1	13	24	384	421	0	0.00%
B104	39	123	47	209	14	0	1	25	197	223	0	0.00%
C101	97	255	101	453	52	1	7	76	423	506	0	0.00%
C102	47	78	45	170	17	1	1	13	174	188	0	0.00%
D102	75	116	37	228	11	0	11	12	216	239	0	0.00%
D103	45	64	39	148	13	0	3	10	148	161	0	0.00%
E102	49	119	63	231	29	1	9	22	230	261	0	0.00%
E103	79	127	69	275	17	0	5	22	265	292	0	0.00%
E104	19	27	18	64	6	0	2	10	58	70	0	0.00%
F101	108	191	91	390	41	0	10	15	406	431	0	0.00%
F102	99	213	129	441	35	1	0	40	437	477	0	0.00%
F103	54	113	70	237	19	0	7	27	222	256	0	0.00%

**Canvass Results Report**

Run Time 11:40 AM  
Run Date 06/14/2022

**PRIMARY ELECTION HELD ON**  
**OFFICIAL BALLOT FOR DAVIESS COUNTY**

5/17/2022  
Page 43

**Official Results**

Registered Voters  
16,031 of 0 = 0.00%

Polling Places Reporting  
17 of 17 = 100.00%

Paper Sheets Counted  
16,031

**CIRCUIT JUDGE "Family Court" 6th Judicial Circuit 3rd Division - (Vote for One)**

Precinct	Julia H. GORDON	Jennifer L. HENDRICKS	Thomas L. VALLANDINGHAM	Cast Votes	Undervotes	Overvotes	Absentee Voting Ballots Cast	Early Voting Ballots Cast	Election Day Voting Ballots Cast	Total Ballots Cast	Registered Voters	Turnout Percentage
G101	130	191	108	429	58	0	11	35	441	487	0	0.00%
G102	45	55	31	131	3	0	3	2	129	134	0	0.00%
G103	74	127	74	275	21	0	8	21	267	296	0	0.00%
H101	44	86	53	183	12	0	6	49	140	195	0	0.00%
H102	64	129	104	297	19	0	13	36	267	316	0	0.00%
H103	87	175	119	381	19	0	3	51	346	400	0	0.00%
H104	103	213	119	435	28	0	13	46	404	463	0	0.00%
H105	54	138	79	271	24	0	11	37	247	295	0	0.00%
H107	55	113	97	265	11	0	10	37	229	276	0	0.00%
H109	36	70	69	175	18	0	6	36	151	193	0	0.00%
H112	51	127	79	257	21	0	7	27	244	278	0	0.00%
H113	19	47	27	93	4	0	5	17	75	97	0	0.00%
H114	20	60	43	123	4	0	5	26	96	127	0	0.00%
H115	66	207	107	380	40	0	12	74	334	420	0	0.00%
H116	11	16	8	35	1	0	1	7	28	36	0	0.00%
H117	84	218	140	442	27	1	16	77	377	470	0	0.00%
<b>Totals</b>	<b>3,237</b>	<b>7,270</b>	<b>4,393</b>	<b>14,900</b>	<b>1,114</b>	<b>17</b>	<b>549</b>	<b>2,436</b>	<b>13,046</b>	<b>16,031</b>	<b>0</b>	<b>0.00%</b>

**Canvass Results Report**

Run Time: 11:40 AM  
Run Date: 06/14/2022

**PRIMARY ELECTION HELD ON**  
**OFFICIAL BALLOT FOR DAVIESS COUNTY**

5/17/2022  
Page 44

**Official Results**

Registered Voters:  
16031 of 0 = 0.00%

Polling Places Reporting:  
17 of 17 = 100.00%

Paper Sheets Counted:  
16,031

**DISTRICT JUDGE 6th Judicial District 3rd Division - (Vote for One)**

Precinct	J. Nick PAYNE	Phillip J. PAGE	Shannon MEYER	Heather Wagner BLACKBURN	Cast Votes	Undervotes	Overvotes	Absentee Voting Ballots Cast	Early Voting Ballots Cast	Election Day Voting Ballots Cast	Total Ballots Cast	Registered Voters	Turnout Percentage
A101	86	24	62	56	228	13	0	5	25	211	241	0	0.00%
A102	72	20	46	49	187	19	0	15	31	160	206	0	0.00%
A103	48	15	36	26	125	7	0	23	23	86	132	0	0.00%
A105	135	33	159	78	405	26	0	19	108	304	431	0	0.00%
A106	43	13	42	20	118	3	0	5	25	91	121	0	0.00%
A107	81	17	54	72	224	11	0	7	44	184	235	0	0.00%
A108	86	20	65	47	218	12	0	14	34	182	230	0	0.00%
A110	139	32	62	70	303	25	1	4	52	273	329	0	0.00%
A111	178	39	166	72	455	25	1	14	103	364	481	0	0.00%
A112	18	4	11	13	46	3	0	2	2	45	49	0	0.00%
A113	179	42	184	103	508	34	0	16	110	416	542	0	0.00%
A114	207	49	247	181	684	30	1	30	156	529	715	0	0.00%
A115	100	24	113	35	272	27	0	6	57	236	299	0	0.00%
A119	96	26	93	51	266	17	0	46	46	191	283	0	0.00%
A120	209	62	185	102	558	49	0	31	112	464	607	0	0.00%
A122	17	1	18	12	48	7	0	6	11	38	55	0	0.00%
A128	75	23	84	42	224	16	0	14	52	174	240	0	0.00%
A129	137	34	121	55	347	27	0	15	91	268	374	0	0.00%
A130	100	25	92	47	264	18	0	8	56	218	282	0	0.00%
A135	27	6	12	14	59	2	0	3	13	45	61	0	0.00%

**Canvass Results Report**

Run Time 11:40 AM  
Run Date 06/14/2022

**PRIMARY ELECTION HELD ON**  
**OFFICIAL BALLOT FOR DAVIESS COUNTY**

5/17/2022

Page 45

**Official Results**

Registered Voters  
16031 of 0 = 0.00%

Polling Places Reporting  
17 of 17 = 100.00%

Paper Sheets Counted  
16031

**DISTRICT JUDGE 6th Judicial District 3rd Division - (Vote for One)**

Precinct	J. Nick PAYNE	Phillip J. PAGE	Shannon MEYER	Heather Wagner BLACKBURN	Cast Votes	Undervotes	Overvotes	Absentee Voting Ballots Cast	Early Voting Ballots Cast	Election Day Voting Ballots Cast	Total Ballots Cast	Registered Voters	Turnout Percentage
A136	52	10	25	32	119	5	0	3	25	96	124	0	0.00%
A138	74	17	45	19	155	15	0	9	32	129	170	0	0.00%
A139	61	15	85	44	205	16	0	2	49	170	221	0	0.00%
A140	106	24	77	49	256	19	0	14	52	209	275	0	0.00%
A143	26	6	21	19	72	8	0	0	10	70	80	0	0.00%
A146	166	46	152	60	424	44	0	13	112	343	468	0	0.00%
B101	87	21	75	45	228	21	0	11	52	186	249	0	0.00%
B102	195	39	174	82	490	32	1	15	79	429	523	0	0.00%
B103	181	27	110	56	374	46	1	13	24	384	421	0	0.00%
B104	83	20	78	29	210	13	0	1	25	197	223	0	0.00%
C101	191	35	160	74	460	46	0	7	76	423	506	0	0.00%
C102	66	10	76	24	176	12	0	1	13	174	188	0	0.00%
D102	129	4	67	22	222	17	0	11	12	216	239	0	0.00%
D103	76	12	43	16	147	14	0	3	10	148	161	0	0.00%
E102	92	23	89	29	233	28	0	9	22	230	261	0	0.00%
E103	137	30	77	28	272	19	1	5	22	265	292	0	0.00%
E104	19	8	24	9	60	10	0	2	10	58	70	0	0.00%
F101	195	25	133	34	387	44	0	10	15	406	431	0	0.00%
F102	199	47	117	78	441	36	0	0	40	437	477	0	0.00%
F103	116	21	69	33	239	17	0	7	27	222	256	0	0.00%

PRIMARY ELECTION HELD ON  
 OFFICIAL BALLOT FOR DAVIESS COUNTY

5/17/2022

Page 46

DISTRICT JUDGE 6th Judicial District 3rd Division - (Vote for One)

Precinct	G101	G102	G103	H101	H102	H103	H104	H105	H107	H109	H112	H113	H114	H115	H116	H117	Totals
J. NICK PAYNE	256	54	119	57	132	156	182	136	97	86	89	41	52	148	13	177	6,079
Phillip J. PAGE	27	16	26	9	27	36	49	22	25	30	19	9	18	61	1	36	1,360
Shannon MEYER	100	43	74	83	81	110	117	86	93	33	98	29	44	118	13	160	4,831
Heather Wagner BLACKBURN	47	14	45	30	51	63	74	30	42	29	45	10	11	56	6	58	2,538
Cast Votes	430	127	264	179	291	365	422	274	257	178	251	89	125	383	33	431	14,808
Undervotes	56	7	32	16	25	35	41	20	19	15	27	8	2	37	3	39	1,215
Overvotes	1	0	0	0	0	0	0	1	0	0	0	0	0	0	0	0	8
Absentee Voting Ballots Cast	11	3	8	6	13	3	13	11	10	6	7	5	5	12	1	16	549
Early Voting Ballots Cast	35	2	21	49	36	51	46	37	37	36	27	17	26	74	7	77	2,436
Election Day Voting Ballots Cast	441	129	267	140	267	346	404	247	229	151	244	75	96	334	28	377	13,046
Total Ballots Cast	487	134	296	195	316	400	463	295	276	193	278	97	127	420	36	470	16,031
Registered Voters	0	0	0	0	0	0	0	0	0	0	0	0	0	0	0	0	0
Turnout Percentage	0.00%	0.00%	0.00%	0.00%	0.00%	0.00%	0.00%	0.00%	0.00%	0.00%	0.00%	0.00%	0.00%	0.00%	0.00%	0.00%	0.00%

**Canvass Results Report**  
Run Time 11:40 AM  
Run Date 06/14/2022

**PRIMARY ELECTION HELD ON**  
**OFFICIAL BALLOT FOR DAVIESS COUNTY**

5/17/2022  
Page 47

**Official Results**  
Registered Voters  
16031 of 0 = 0.00%  
Polling Places Reporting  
17 of 17 = 100.00%  
Paper Sheets Counted  
16031

\*\*\* End of report \*\*\*