

**Cumulative Results Report**

Election Night Reporting

Run Time: 7:11 PM  
Run Date: 05/17/2022

**PRIMARY ELECTION HELD ON**

**OFFICIAL BALLOT FOR HART COUNTY**

5/17/2022

Page 1

**Unofficial Results**

Ballots Cast  
2437

Polling Places Reporting  
9 of 9 = 100.00%

**UNITED STATES SENATOR - (Vote for One)**

Choice	Party	Absentee Voting		Early Voting		Election Day Voting		Total	
Valerie "Dr Val" FREDRICK		1	3.13%	5	4.35%	30	2.65%	36	2.82%
Paul V. HAMILTON		3	9.38%	3	2.61%	24	2.12%	30	2.35%
Rand PAUL		27	84.38%	101	87.83%	1,041	92.04%	1,169	91.47%
John SCHIESS		0	0.00%	1	0.87%	4	0.35%	5	0.39%
Tami L. STAINFIELD		0	0.00%	4	3.48%	12	1.06%	16	1.25%
Arnold BLANKENSHIP		1	3.13%	1	0.87%	20	1.77%	22	1.72%
Cast Votes:		32	100.00%	115	100.00%	1,131	100.00%	1,278	100.00%
Undervotes:		1		4		26		31	
Overvotes:		0		0		0		0	

**UNITED STATES REPRESENTATIVE in CONGRESS 2nd Congressional District - (Vote for One)**

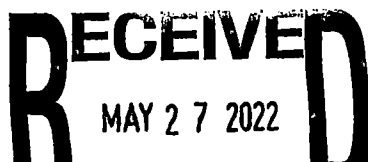
Choice	Party	Absentee Voting		Early Voting		Election Day Voting		Total	
S. Brett GUTHRIE		27	84.38%	71	61.21%	775	68.40%	873	68.15%
E. Lee WATTS		4	12.50%	36	31.03%	332	29.30%	372	29.04%
Brent FEHER		1	3.13%	9	7.76%	26	2.29%	36	2.81%
Cast Votes:		32	100.00%	116	100.00%	1,133	100.00%	1,281	100.00%
Undervotes:		1		3		24		28	
Overvotes:		0		0		0		0	

**STATE REPRESENTATIVE 24th Representative District - (Vote for One)**

Choice	Party	Absentee Voting		Early Voting		Election Day Voting		Total	
Courtney GILBERT		15	45.45%	50	44.25%	560	50.36%	625	49.68%
Brandon REED		16	48.48%	61	53.98%	491	44.15%	568	45.15%
Robert HICKMAN		2	6.06%	2	1.77%	61	5.49%	65	5.17%
Cast Votes:		33	100.00%	113	100.00%	1,112	100.00%	1,258	100.00%
Undervotes:		0		6		45		51	
Overvotes:		0		0		0		0	

**MAGISTRATE 1st Magisterial District - (Vote for One)**

Choice	Party	Absentee Voting		Early Voting		Election Day Voting		Total	
Danny Ray MATTHEWS		1	14.29%	9	39.13%	89	44.06%	99	42.67%
Katherine D. KENNY		4	57.14%	10	43.48%	86	42.57%	100	43.10%
Austin Kenneth GRANT		2	28.57%	4	17.39%	27	13.37%	33	14.22%
Cast Votes:		7	100.00%	23	100.00%	202	100.00%	232	100.00%
Undervotes:		0		1		3		4	
Overvotes:		0		0		0		0	



Cumulative Results Report

Election Night Reporting

Run Time 7:11 PM

Run Date 05/17/2022

PRIMARY ELECTION HELD ON

OFFICIAL BALLOT FOR HART COUNTY

5/17/2022

Page 3

Unofficial Results

Ballots Cast

2437

Polling Places Reporting

9 of 9 = 100.00%

**CONSTABLE 4th Magisterial District - (Vote for One)**

Choice	Party	Absentee Voting	Early Voting	Election Day Voting	Total
Terry PRICE		1 25.00%	5 20.00%	51 27.57%	57 26.64%
Dennis AMOS		3 75.00%	20 80.00%	134 72.43%	157 73.36%
Cast Votes:		4 100.00%	25 100.00%	185 100.00%	214 100.00%
Undervotes:		1	2	15	18
Overvotes:		0	0	0	0

**DISTRICT JUDGE 10th Judicial District - (Vote for One)**

Choice	Party	Absentee Voting	Early Voting	Election Day Voting	Total
David Clarence PERKINS		12 18.75%	46 19.57%	386 18.96%	444 19.01%
Matthew Todd ROBERTS		0 0.00%	8 3.40%	118 5.80%	126 5.40%
Teresa Renee McMAHAN		17 26.56%	56 23.83%	439 21.56%	512 21.93%
William CLAUSON		35 54.69%	125 53.19%	1,093 53.68%	1,253 53.66%
Cast Votes:		64 100.00%	235 100.00%	2,036 100.00%	2,335 100.00%
Undervotes:		3	8	89	100
Overvotes:		0	0	2	2

\*\*\* End of report \*\*\*

**Precinct Results Report**

Election Night Reporting

Run Time: 7:13 PM  
Run Date: 05/17/2022

**PRIMARY ELECTION HELD ON**

**OFFICIAL BALLOT FOR HART COUNTY**

5/17/2022

Page 1

Unofficial Results

Ballots Cast

Polling Places Report

9 of 9 = 100.0%

**A101A**

60 ballots cast

**UNITED STATES SENATOR - (Vote for One)**

Choice	Party	Absentee Voting	Early Voting	Election Day Voting	Total
Valerie "Dr Val" FREDRICK		0 0.00%	0 0.00%	1 5.26%	1 5.00%
Paul V. HAMILTON		0 0.00%	0 0.00%	1 5.26%	1 5.00%
Rand PAUL		0 0.00%	1 100.00%	16 84.21%	17 85.00%
John SCHIESS		0 0.00%	0 0.00%	0 0.00%	0 0.00%
Tami L. STAINFIELD		0 0.00%	0 0.00%	0 0.00%	0 0.00%
Arnold BLANKENSHIP		0 0.00%	0 0.00%	1 5.26%	1 5.00%
Cast Votes:		0 0.00%	1 100.00%	19 100.00%	20 100.00%
Undervotes:		0	0	0	0
Overvotes:		0	0	0	0

**UNITED STATES REPRESENTATIVE in CONGRESS 2nd Congressional District - (Vote for One)**

Choice	Party	Absentee Voting	Early Voting	Election Day Voting	Total
S. Brett GUTHRIE		0 0.00%	1 100.00%	14 73.68%	15 75.00%
E. Lee WATTS		0 0.00%	0 0.00%	4 21.05%	4 20.00%
Brent FEHER		0 0.00%	0 0.00%	1 5.26%	1 5.00%
Cast Votes:		0 0.00%	1 100.00%	19 100.00%	20 100.00%
Undervotes:		0	0	0	0
Overvotes:		0	0	0	0

**STATE REPRESENTATIVE 24th Representative District - (Vote for One)**

Choice	Party	Absentee Voting	Early Voting	Election Day Voting	Total
Courtney GILBERT		0 0.00%	0 0.00%	10 55.56%	10 52.00%
Brandon REED		0 0.00%	1 100.00%	6 33.33%	7 36.00%
Robert HICKMAN		0 0.00%	0 0.00%	2 11.11%	2 10.00%
Cast Votes:		0 0.00%	1 100.00%	18 100.00%	19 100.00%
Undervotes:		0	0	1	1
Overvotes:		0	0	0	0

**RECEIVED**  
MAY 27 2022

PRIMARY ELECTION HELD ON

OFFICIAL BALLOT FOR HART COUNTY

5/17/2022

Page 3

A101A

60 ballots

MAGISTRATE 1st Magisterial District - (Vote for One)

Choice	Party	Absentee Voting	Early Voting	Election Day Voting	Total
Jackie LOGSDON		1 100.00%	1 11.11%	10 37.04%	12 32.4%
Phillip THOMPSON		0 0.00%	8 88.89%	17 62.96%	25 67.5%
Cast Votes:		1 100.00%	9 100.00%	27 100.00%	37 100.0%
Undervotes:		0	1	2	3
Overvotes:		0	0	0	0

DISTRICT JUDGE 10th Judicial District - (Vote for One)

Choice	Party	Absentee Voting	Early Voting	Election Day Voting	Total
David Clarence PERKINS		0 0.00%	1 9.09%	7 16.28%	8 14.5%
Matthew Todd ROBERTS		0 0.00%	0 0.00%	3 6.98%	3 5.3%
Teresa Renee McMAHAN		0 0.00%	2 18.18%	9 20.93%	11 20.0%
William CLAUSON		1 100.00%	8 72.73%	24 55.81%	33 60.0%
Cast Votes:		1 100.00%	11 100.00%	43 100.00%	55 100.0%
Undervotes:		0	0	5	5
Overvotes:		0	0	0	0

**Precinct Results Report**

Election Night Reporting

Run Time: 7:13 PM  
Run Date: 05/17/2022

**PRIMARY ELECTION HELD ON**

**OFFICIAL BALLOT FOR HART COUNTY**

5/17/2022

Page 5

Unofficial Results

Ballots Counted

Polling Places Report

9 of 9 = 100.0%

**A102** 210 ballots

**MAGISTRATE 1st Magisterial District - (Vote for One)**

Choice	Party	Absentee Voting	Early Voting	Election Day Voting	Total
Danny Ray MATTHEWS		0 0.00%	1 14.29%	37 46.84%	38 43.87%
Katherine D. KENNY		0 0.00%	3 42.86%	33 41.77%	36 40.91%
Austin Kenneth GRANT		2 100.00%	3 42.86%	9 11.39%	14 15.73%
Cast Votes:		2 100.00%	7 100.00%	79 100.00%	88 100.00%
Undervotes:		0	0	2	2
Overvotes:		0	0	0	0

**UNITED STATES SENATOR - (Vote for One)**

Choice	Party	Absentee Voting	Early Voting	Election Day Voting	Total
Charles BOOKER		1 33.33%	7 77.78%	56 65.88%	64 65.88%
Ruth GAO		0 0.00%	1 11.11%	5 5.88%	6 6.17%
John MERRILL		1 33.33%	0 0.00%	12 14.12%	13 13.43%
Joshua Wesley BLANTON SR.		1 33.33%	1 11.11%	12 14.12%	14 14.12%
Cast Votes:		3 100.00%	9 100.00%	85 100.00%	97 100.00%
Undervotes:		1	3	19	23
Overvotes:		0	0	0	0

**UNITED STATES REPRESENTATIVE in CONGRESS 2nd Congressional District - (Vote for One)**

Choice	Party	Absentee Voting	Early Voting	Election Day Voting	Total
Hank LINDERMAN		2 66.67%	5 62.50%	37 49.33%	44 51.19%
William Dakota COMPTON		1 33.33%	3 37.50%	38 50.67%	42 48.81%
Cast Votes:		3 100.00%	8 100.00%	75 100.00%	86 100.00%
Undervotes:		1	4	29	34
Overvotes:		0	0	0	0

**STATE REPRESENTATIVE 24th Representative District - (Vote for One)**

Choice	Party	Absentee Voting	Early Voting	Election Day Voting	Total
Keith PRUITT		2 66.67%	7 77.78%	57 69.51%	66 70.00%
John W. PENNINGTON		1 33.33%	2 22.22%	25 30.49%	28 29.00%
Cast Votes:		3 100.00%	9 100.00%	82 100.00%	94 100.00%
Undervotes:		1	3	22	26
Overvotes:		0	0	0	0

A103

50 ballots

**UNITED STATES SENATOR - (Vote for One)**

Choice	Party	Absentee Voting		Early Voting		Election Day Voting		Total	Percentage
Valerie "Dr Val" FREDRICK		0	0.00%	0	0.00%	1	11.11%	1	7.41%
Paul V. HAMILTON		1	50.00%	0	0.00%	0	0.00%	1	7.41%
Rand PAUL		1	50.00%	3	100.00%	8	88.89%	12	85.19%
John SCHIESS		0	0.00%	0	0.00%	0	0.00%	0	0.00%
Tami L. STAINFIELD		0	0.00%	0	0.00%	0	0.00%	0	0.00%
Arnold BLANKENSHIP		0	0.00%	0	0.00%	0	0.00%	0	0.00%
Cast Votes:		2	100.00%	3	100.00%	9	100.00%	14	100.00%
Undervotes:		0		0		2		2	
Overvotes:		0		0		0		0	

**UNITED STATES REPRESENTATIVE in CONGRESS 2nd Congressional District - (Vote for One)**

Choice	Party	Absentee Voting		Early Voting		Election Day Voting		Total	Percentage
S. Brett GUTHRIE		1	50.00%	3	100.00%	9	90.00%	13	86.90%
E. Lee WATTS		1	50.00%	0	0.00%	1	10.00%	2	13.33%
Brent FEHER		0	0.00%	0	0.00%	0	0.00%	0	0.00%
Cast Votes:		2	100.00%	3	100.00%	10	100.00%	15	100.00%
Undervotes:		0		0		1		1	
Overvotes:		0		0		0		0	

**STATE REPRESENTATIVE 24th Representative District - (Vote for One)**

Choice	Party	Absentee Voting		Early Voting		Election Day Voting		Total	Percentage
Courtney GILBERT		1	50.00%	2	66.67%	5	45.45%	8	50.00%
Brandon REED		1	50.00%	1	33.33%	6	54.55%	8	50.00%
Robert HICKMAN		0	0.00%	0	0.00%	0	0.00%	0	0.00%
Cast Votes:		2	100.00%	3	100.00%	11	100.00%	16	100.00%
Undervotes:		0		0		0		0	
Overvotes:		0		0		0		0	

Primary Results Report  
 Election Night Reporting  
 Run Time 7:13 PM  
 Run Date 05/17/2022

PRIMARY ELECTION HELD ON  
 OFFICIAL BALLOT FOR HART COUNTY

5/17/2022

Page 9

Unofficial Results  
 Ballot  
 Polling Places Report  
 9 of 9 = 100%

**MAGISTRATE 1st Magisterial District - (Vote for One)**

Choice	Party	Absentee Voting	Early Voting	Election Day Voting	T
Jackie LOGSDON		1 100.00%	3 30.00%	4 21.05%	8 26
Phillip THOMPSON		0 0.00%	7 70.00%	15 78.95%	22 73
Cast Votes:		1 100.00%	10 100.00%	19 100.00%	30 100
Undervotes:		0	1	1	2
Overvotes:		0	0	0	0

**DISTRICT JUDGE 10th Judicial District - (Vote for One)**

Choice	Party	Absentee Voting	Early Voting	Election Day Voting	T
David Clarence PERKINS		2 66.67%	2 13.33%	3 10.00%	7 14
Matthew Todd ROBERTS		0 0.00%	1 6.67%	1 3.33%	2 4
Teresa Renee McMAHAN		0 0.00%	1 6.67%	7 23.33%	8 16
William CLAUSON		1 33.33%	11 73.33%	19 63.33%	31 64
Cast Votes:		3 100.00%	15 100.00%	30 100.00%	48 100
Undervotes:		0	0	2	2
Overvotes:		0	0	0	0

PRIMARY ELECTION HELD ON

OFFICIAL BALLOT FOR HART COUNTY

5/17/2022

Page 11

A104 209 ballots

**MAGISTRATE 1st Magisterial District - (Vote for One)**

Choice	Party	Absentee Voting	Early Voting	Election Day Voting	Total
Danny Ray MATTHEWS		0 0.00%	6 46.15%	41 43.62%	47 42.15%
Katherine D. KENNY		3 100.00%	6 46.15%	42 44.68%	51 46.84%
Austin Kenneth GRANT		0 0.00%	1 7.69%	11 11.70%	12 10.95%
Cast Votes:		3 100.00%	13 100.00%	94 100.00%	110 100.00%
Undervotes:		0	0	0	0
Overvotes:		0	0	0	0

**UNITED STATES SENATOR - (Vote for One)**

Choice	Party	Absentee Voting	Early Voting	Election Day Voting	Total
Charles BOOKER		4 80.00%	6 66.67%	37 57.81%	47 60.26%
Ruth GAO		0 0.00%	1 11.11%	5 7.81%	6 7.53%
John MERRILL		0 0.00%	0 0.00%	11 17.19%	11 14.01%
Joshua Wesley BLANTON SR.		1 20.00%	2 22.22%	11 17.19%	14 17.53%
Cast Votes:		5 100.00%	9 100.00%	64 100.00%	78 100.00%
Undervotes:		0	4	16	20
Overvotes:		0	0	0	0

**UNITED STATES REPRESENTATIVE in CONGRESS 2nd Congressional District - (Vote for One)**

Choice	Party	Absentee Voting	Early Voting	Election Day Voting	Total
Hank LINDERMAN		1 20.00%	4 66.67%	36 59.02%	41 56.76%
William Dakota COMPTON		4 80.00%	2 33.33%	25 40.98%	31 43.24%
Cast Votes:		5 100.00%	6 100.00%	61 100.00%	72 100.00%
Undervotes:		0	7	19	26
Overvotes:		0	0	0	0

**STATE REPRESENTATIVE 24th Representative District - (Vote for One)**

Choice	Party	Absentee Voting	Early Voting	Election Day Voting	Total
Keith PRUITT		5 100.00%	6 85.71%	35 56.45%	46 62.16%
John W. PENNINGTON		0 0.00%	1 14.29%	27 43.55%	28 37.89%
Cast Votes:		5 100.00%	7 100.00%	62 100.00%	74 100.00%
Undervotes:		0	6	18	24
Overvotes:		0	0	0	0



**Precinct Results Report**

Election Night Reporting

Run Time: 7:13 PM

Run Date: 05/17/2022

**PRIMARY ELECTION HELD ON**

**OFFICIAL BALLOT FOR HART COUNTY**

5/17/2022

Page 13

Unofficial Results

Ballots Cast

Polling Places Report

9 of 9 = 100%

B102B

92 ballots

**UNITED STATES SENATOR - (Vote for One)**

Choice	Party	Absentee Voting		Early Voting		Election Day Voting		Total	
Valerie "Dr Val" FREDRICK		0	0.00%	0	0.00%	1	2.70%	1	2.70%
Paul V. HAMILTON		0	0.00%	0	0.00%	0	0.00%	0	0.00%
Rand PAUL		0	0.00%	4	100.00%	36	97.30%	40	97.30%
John SCHIESS		0	0.00%	0	0.00%	0	0.00%	0	0.00%
Tami L. STAINFIELD		0	0.00%	0	0.00%	0	0.00%	0	0.00%
Arnold BLANKENSHIP		0	0.00%	0	0.00%	0	0.00%	0	0.00%
Cast Votes:		0	0.00%	4	100.00%	37	100.00%	41	100.00%
Undervotes:		0		0		0		0	
Overvotes:		0		0		0		0	

**UNITED STATES REPRESENTATIVE in CONGRESS 2nd Congressional District - (Vote for One)**

Choice	Party	Absentee Voting		Early Voting		Election Day Voting		Total	
S. Brett GUTHRIE		0	0.00%	3	75.00%	19	51.35%	22	53.35%
E. Lee WATTS		0	0.00%	0	0.00%	18	48.65%	18	43.35%
Brent FEHER		0	0.00%	1	25.00%	0	0.00%	1	2.30%
Cast Votes:		0	0.00%	4	100.00%	37	100.00%	41	100.00%
Undervotes:		0		0		0		0	
Overvotes:		0		0		0		0	

**STATE REPRESENTATIVE 24th Representative District - (Vote for One)**

Choice	Party	Absentee Voting		Early Voting		Election Day Voting		Total	
Courtney GILBERT		0	0.00%	1	25.00%	14	40.00%	15	38.00%
Brandon REED		0	0.00%	2	50.00%	19	54.29%	21	53.00%
Robert HICKMAN		0	0.00%	1	25.00%	2	5.71%	3	7.00%
Cast Votes:		0	0.00%	4	100.00%	35	100.00%	39	100.00%
Undervotes:		0		0		2		2	
Overvotes:		0		0		0		0	

PRIMARY ELECTION HELD ON

OFFICIAL BALLOT FOR HART COUNTY

5/17/2022

Page 15

B103B

90 ballots

UNITED STATES SENATOR - (Vote for One)

Choice	Party	Absentee Voting	Early Voting	Election Day Voting	Total
Valerie "Dr Val" FREDRICK		0 0.00%	0 0.00%	1 2.94%	1 2.94%
Paul V. HAMILTON		0 0.00%	0 0.00%	0 0.00%	0 0.00%
Rand PAUL		1 100.00%	0 0.00%	33 97.06%	34 97.06%
John SCHIESS		0 0.00%	0 0.00%	0 0.00%	0 0.00%
Tami L. STAINFIELD		0 0.00%	0 0.00%	0 0.00%	0 0.00%
Arnold BLANKENSHIP		0 0.00%	0 0.00%	0 0.00%	0 0.00%
Cast Votes:		1 100.00%	0 0.00%	34 100.00%	35 100.00%
Undervotes:		0	0	0	0
Overvotes:		0	0	0	0

UNITED STATES REPRESENTATIVE in CONGRESS 2nd Congressional District - (Vote for One)

Choice	Party	Absentee Voting	Early Voting	Election Day Voting	Total
S. Brett GUTHRIE		1 100.00%	0 0.00%	26 76.47%	27 76.47%
E. Lee WATTS		0 0.00%	0 0.00%	8 23.53%	8 23.53%
Brent FEHER		0 0.00%	0 0.00%	0 0.00%	0 0.00%
Cast Votes:		1 100.00%	0 0.00%	34 100.00%	35 100.00%
Undervotes:		0	0	0	0
Overvotes:		0	0	0	0

STATE REPRESENTATIVE 24th Representative District - (Vote for One)

Choice	Party	Absentee Voting	Early Voting	Election Day Voting	Total
Courtney GILBERT		1 100.00%	0 0.00%	15 46.88%	16 46.88%
Brandon REED		0 0.00%	0 0.00%	17 53.13%	17 53.13%
Robert HICKMAN		0 0.00%	0 0.00%	0 0.00%	0 0.00%
Cast Votes:		1 100.00%	0 0.00%	32 100.00%	33 100.00%
Undervotes:		0	0	2	2
Overvotes:		0	0	0	0

**Precinct Results Report**

Election Night Reporting

Run Time: 7:13 PM

Run Date: 05/17/2022

**PRIMARY ELECTION HELD ON**

**OFFICIAL BALLOT FOR HART COUNTY**

5/17/2022

Page 17

Unofficial Results

Ballots

Polling Places Report

0 of 0 = 100.0%

B104B

135 ballots

**UNITED STATES SENATOR - (Vote for One)**

Choice	Party	Absentee Voting	Early Voting	Election Day Voting	Total
Valerie "Dr Val" FREDRICK		1 100.00%	0 0.00%	1 1.56%	2 2.15%
Paul V. HAMILTON		0 0.00%	0 0.00%	1 1.56%	1 1.04%
Rand PAUL		0 0.00%	4 80.00%	61 95.31%	65 92.15%
John SCHIESS		0 0.00%	0 0.00%	0 0.00%	0 0.00%
Tami L. STAINFIELD		0 0.00%	1 20.00%	1 1.56%	2 2.15%
Arnold BLANKENSHIP		0 0.00%	0 0.00%	0 0.00%	0 0.00%
Cast Votes:		1 100.00%	5 100.00%	64 100.00%	70 100.00%
Undervotes:		0	0	0	0
Overvotes:		0	0	0	0

**UNITED STATES REPRESENTATIVE in CONGRESS 2nd Congressional District - (Vote for One)**

Choice	Party	Absentee Voting	Early Voting	Election Day Voting	Total
S. Brett GUTHRIE		1 100.00%	3 60.00%	49 77.78%	53 76.19%
E. Lee WATTS		0 0.00%	1 20.00%	14 22.22%	15 21.19%
Brent FEHER		0 0.00%	1 20.00%	0 0.00%	1 1.38%
Cast Votes:		1 100.00%	5 100.00%	63 100.00%	69 100.00%
Undervotes:		0	0	1	1
Overvotes:		0	0	0	0

**STATE REPRESENTATIVE 24th Representative District - (Vote for One)**

Choice	Party	Absentee Voting	Early Voting	Election Day Voting	Total
Courtney GILBERT		1 100.00%	1 25.00%	32 51.61%	34 50.00%
Brandon REED		0 0.00%	2 50.00%	29 46.77%	31 46.19%
Robert HICKMAN		0 0.00%	1 25.00%	1 1.61%	2 2.94%
Cast Votes:		1 100.00%	4 100.00%	62 100.00%	67 100.00%
Undervotes:		0	1	2	3
Overvotes:		0	0	0	0

Precinct Results Report

Election Night Reporting

Run Time 7:13 PM  
Run Date 05/17/2022

PRIMARY ELECTION HELD ON

OFFICIAL BALLOT FOR HART COUNTY

5/17/2022

Page 19

Unofficial Results

Ballots

Rolling Places Report

9 of 9 = 100%

C101

151 ballots

UNITED STATES SENATOR - (Vote for One)

Choice	Party	Absentee Voting	Early Voting	Election Day Voting	Total
Valerie "Dr Val" FREDRICK		0 0.00%	0 0.00%	1 1.49%	1 1.49%
Paul V. HAMILTON		0 0.00%	1 10.00%	2 2.99%	3 3.99%
Rand PAUL		6 100.00%	8 80.00%	63 94.03%	77 92.02%
John SCHIESS		0 0.00%	0 0.00%	0 0.00%	0 0.00%
Tami L. STAINFIELD		0 0.00%	1 10.00%	0 0.00%	1 1.26%
Arnold BLANKENSHIP		0 0.00%	0 0.00%	1 1.49%	1 1.26%
Cast Votes:		6 100.00%	10 100.00%	67 100.00%	83 100.00%
Undervotes:		0	0	1	1
Overvotes:		0	0	0	0

UNITED STATES REPRESENTATIVE in CONGRESS 2nd Congressional District - (Vote for One)

Choice	Party	Absentee Voting	Early Voting	Election Day Voting	Total
S. Brett GUTHRIE		6 100.00%	6 60.00%	51 76.12%	63 75.30%
E. Lee WATTS		0 0.00%	3 30.00%	14 20.90%	17 20.20%
Brent FEHER		0 0.00%	1 10.00%	2 2.99%	3 3.59%
Cast Votes:		6 100.00%	10 100.00%	67 100.00%	83 100.00%
Undervotes:		0	0	1	1
Overvotes:		0	0	0	0

STATE REPRESENTATIVE 24th Representative District - (Vote for One)

Choice	Party	Absentee Voting	Early Voting	Election Day Voting	Total
Courtney GILBERT		3 50.00%	5 50.00%	31 46.97%	39 47.02%
Brandon REED		3 50.00%	5 50.00%	30 45.45%	38 46.46%
Robert HICKMAN		0 0.00%	0 0.00%	5 7.58%	5 6.10%
Cast Votes:		6 100.00%	10 100.00%	66 100.00%	82 100.00%
Undervotes:		0	0	2	2
Overvotes:		0	0	0	0

C102 223 ballots

**UNITED STATES SENATOR - (Vote for One)**

Choice	Party	Absentee Voting	Early Voting	Election Day Voting	Total
Valerie "Dr Val" FREDRICK		0 0.00%	0 0.00%	2 1.94%	2 1.94%
Paul V. HAMILTON		0 0.00%	0 0.00%	0 0.00%	0 0.00%
Rand PAUL		2 100.00%	9 90.00%	96 93.20%	107 93.14%
John SCHIESS		0 0.00%	1 10.00%	0 0.00%	1 0.89%
Tami L. STAINFIELD		0 0.00%	0 0.00%	2 1.94%	2 1.78%
Arnold BLANKENSHIP		0 0.00%	0 0.00%	3 2.91%	3 2.68%
Cast Votes:		2 100.00%	10 100.00%	103 100.00%	115 100.00%
Undervotes:		0	1	2	3
Overvotes:		0	0	0	0

**UNITED STATES REPRESENTATIVE in CONGRESS 2nd Congressional District - (Vote for One)**

Choice	Party	Absentee Voting	Early Voting	Election Day Voting	Total
S. Brett GUTHRIE		2 100.00%	4 40.00%	75 72.82%	81 70.83%
E. Lee WATTS		0 0.00%	5 50.00%	25 24.27%	30 26.37%
Brent FEHER		0 0.00%	1 10.00%	3 2.91%	4 3.53%
Cast Votes:		2 100.00%	10 100.00%	103 100.00%	115 100.00%
Undervotes:		0	1	2	3
Overvotes:		0	0	0	0

**STATE REPRESENTATIVE 24th Representative District - (Vote for One)**

Choice	Party	Absentee Voting	Early Voting	Election Day Voting	Total
Courtney GILBERT		2 100.00%	4 44.44%	51 50.50%	57 50.43%
Brandon REED		0 0.00%	5 55.56%	46 45.54%	51 45.00%
Robert HICKMAN		0 0.00%	0 0.00%	4 3.96%	4 3.53%
Cast Votes:		2 100.00%	9 100.00%	101 100.00%	112 100.00%
Undervotes:		0	2	4	6
Overvotes:		0	0	0	0

5/17/2022

Run Time 7:13 PM

Page 23

Run Date 05/17/2022

C103

125 ballots

**UNITED STATES SENATOR - (Vote for One)**

Choice	Party	Absentee Voting		Early Voting		Election Day Voting		Total	Percentage
Valerie "Dr Val" FREDRICK		0	0.00%	0	0.00%	2	3.17%	2	2.8
Paul V. HAMILTON		0	0.00%	0	0.00%	0	0.00%	0	0.0
Rand PAUL		0	0.00%	8	100.00%	60	95.24%	68	95.7
John SCHIESS		0	0.00%	0	0.00%	1	1.59%	1	1.4
Tami L. STAINFIELD		0	0.00%	0	0.00%	0	0.00%	0	0.0
Arnold BLANKENSHIP		0	0.00%	0	0.00%	0	0.00%	0	0.0
Cast Votes:		0	0.00%	8	100.00%	63	100.00%	71	100.0
Undervotes:		0		0		0		0	
Overvotes:		0		0		0		0	

**UNITED STATES REPRESENTATIVE in CONGRESS 2nd Congressional District - (Vote for One)**

Choice	Party	Absentee Voting		Early Voting		Election Day Voting		Total	Percentage
S. Brett GUTHRIE		0	0.00%	6	75.00%	41	65.08%	47	66.3
E. Lee WATTS		0	0.00%	1	12.50%	22	34.92%	23	32.2
Brent FEHER		0	0.00%	1	12.50%	0	0.00%	1	1.4
Cast Votes:		0	0.00%	8	100.00%	63	100.00%	71	100.0
Undervotes:		0		0		0		0	
Overvotes:		0		0		0		0	

**STATE REPRESENTATIVE 24th Representative District - (Vote for One)**

Choice	Party	Absentee Voting		Early Voting		Election Day Voting		Total	Percentage
Courtney GILBERT		0	0.00%	4	50.00%	26	41.27%	30	42.3
Brandon REED		0	0.00%	4	50.00%	36	57.14%	40	56.2
Robert HICKMAN		0	0.00%	0	0.00%	1	1.59%	1	1.4
Cast Votes:		0	0.00%	8	100.00%	63	100.00%	71	100.0
Undervotes:		0		0		0		0	
Overvotes:		0		0		0		0	

**UNITED STATES SENATOR - (Vote for One)**

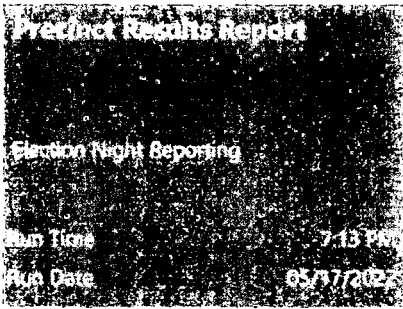
Choice	Party	Absentee Voting		Early Voting		Election Day Voting		Total	Percentage
Valerie "Dr Val" FREDRICK		0	0.00%	0	0.00%	1	2.86%	1	2.86%
Paul V. HAMILTON		0	0.00%	0	0.00%	1	2.86%	1	2.86%
Rand PAUL		0	0.00%	6	100.00%	32	91.43%	38	92.86%
John SCHIESS		0	0.00%	0	0.00%	0	0.00%	0	0.00%
Tami L. STAINFIELD		0	0.00%	0	0.00%	0	0.00%	0	0.00%
Arnold BLANKENSHIP		0	0.00%	0	0.00%	1	2.86%	1	2.86%
Cast Votes:		0	0.00%	6	100.00%	35	100.00%	41	100.00%
Undervotes:		0		1		0		1	
Overvotes:		0		0		0		0	

**UNITED STATES REPRESENTATIVE in CONGRESS 2nd Congressional District - (Vote for One)**


Choice	Party	Absentee Voting		Early Voting		Election Day Voting		Total	Percentage
S. Brett GUTHRIE		0	0.00%	5	83.33%	28	80.00%	33	80.00%
E. Lee WATTS		0	0.00%	0	0.00%	4	11.43%	4	9.52%
Brent FEHER		0	0.00%	1	16.67%	3	8.57%	4	9.52%
Cast Votes:		0	0.00%	6	100.00%	35	100.00%	41	100.00%
Undervotes:		0		1		0		1	
Overvotes:		0		0		0		0	

**STATE REPRESENTATIVE 24th Representative District - (Vote for One)**

Choice	Party	Absentee Voting		Early Voting		Election Day Voting		Total	Percentage
Courtney GILBERT		0	0.00%	3	50.00%	19	59.38%	22	57.14%
Brandon REED		0	0.00%	3	50.00%	10	31.25%	13	34.38%
Robert HICKMAN		0	0.00%	0	0.00%	3	9.38%	3	7.69%
Cast Votes:		0	0.00%	6	100.00%	32	100.00%	38	100.00%
Undervotes:		0		1		3		4	
Overvotes:		0		0		0		0	



PRIMARY ELECTION HELD ON



OFFICIAL BALLOT FOR HART COUNTY

5/17/2022

Page 27



UNITED STATES SENATOR - (Vote for One)

Choice	Party	Absentee Voting	Early Voting	Election Day Voting	Total
Valerie "Dr Val" FREDRICK		0 0.00%	0 0.00%	0 0.00%	0 0.00%
Paul V. HAMILTON		0 0.00%	0 0.00%	2 3.13%	2 2.56%
Rand PAUL		5 100.00%	12 100.00%	59 92.19%	76 93.75%
John SCHIESS		0 0.00%	0 0.00%	1 1.56%	1 1.28%
Tami L. STAINFIELD		0 0.00%	0 0.00%	1 1.56%	1 1.28%
Arnold BLANKENSHIP		0 0.00%	0 0.00%	1 1.56%	1 1.28%
Cast Votes:		5 100.00%	12 100.00%	64 100.00%	81 100.00%
Undervotes:		1	0	3	4
Overvotes:		0	0	0	0

UNITED STATES REPRESENTATIVE in CONGRESS 2nd Congressional District - (Vote for One)

Choice	Party	Absentee Voting	Early Voting	Election Day Voting	Total
S. Brett GUTHRIE		3 60.00%	8 66.67%	37 56.92%	48 58.05%
E. Lee WATTS		2 40.00%	4 33.33%	27 41.54%	33 40.39%
Brent FEHER		0 0.00%	0 0.00%	1 1.54%	1 1.24%
Cast Votes:		5 100.00%	12 100.00%	65 100.00%	82 100.00%
Undervotes:		1	0	2	3
Overvotes:		0	0	0	0

STATE REPRESENTATIVE 24th Representative District - (Vote for One)

Choice	Party	Absentee Voting	Early Voting	Election Day Voting	Total
Courtney GILBERT		1 16.67%	4 33.33%	34 53.13%	39 47.50%
Brandon REED		5 83.33%	8 66.67%	28 43.75%	41 50.00%
Robert HICKMAN		0 0.00%	0 0.00%	2 3.13%	2 2.50%
Cast Votes:		6 100.00%	12 100.00%	64 100.00%	82 100.00%
Undervotes:		0	0	3	3
Overvotes:		0	0	0	0



Primary Results Report

Election Night Reporting

Run Time 7:13 PM

Run Date 05/17/2022

PRIMARY ELECTION HELD ON

OFFICIAL BALLOT FOR HART COUNTY

5/17/2022

Page 29

Unofficial Report

Ballots

Polling Places Report

9 of 9 = 100%



DISTRICT JUDGE 10th Judicial District - (Vote for One)

Choice	Party	Absentee Voting		Early Voting		Election Day Voting		Total	
David Clarence PERKINS		1	12.50%	3	16.67%	41	41.00%	45	35.83%
Matthew Todd ROBERTS		0	0.00%	1	5.56%	0	0.00%	1	0.78%
Teresa Renee McMAHAN		4	50.00%	3	16.67%	19	19.00%	26	20.78%
William CLAUSON		3	37.50%	11	61.11%	40	40.00%	54	42.61%
Cast Votes:		8	100.00%	18	100.00%	100	100.00%	126	100.00%
Undervotes:		0		0		2		2	
Overvotes:		0		0		0		0	

**Precinct Results Report**  
 Election Night Reporting  
 Run Time 7:13 PM  
 Run Date 05/17/2022

**PRIMARY ELECTION HELD ON**  
**OFFICIAL BALLOT FOR HART COUNTY**

5/17/2022

Page 31

**Unofficial Results**  
 Ballots  
 Polling Places Report  
 9 of 9 = 100%

**P102** **86 ballots**

**UNITED STATES SENATOR - (Vote for One)**

Choice	Party	Absentee Voting		Early Voting		Election Day Voting		T	
Charles BOOKER		0	0.00%	0	0.00%	14	50.00%	14	48
Ruth GAO		0	0.00%	0	0.00%	0	0.00%	0	0
John MERRILL		0	0.00%	1	100.00%	11	39.29%	12	41
Joshua Wesley BLANTON SR.		0	0.00%	0	0.00%	3	10.71%	3	10
Cast Votes:		0	0.00%	1	100.00%	28	100.00%	29	100
Undervotes:		0		2		6		8	
Overvotes:		0		0		0		0	

**UNITED STATES REPRESENTATIVE in CONGRESS 2nd Congressional District - (Vote for One)**

Choice	Party	Absentee Voting		Early Voting		Election Day Voting		T	
Hank LINDERMAN		0	0.00%	0	0.00%	11	40.74%	11	39
William Dakota COMPTON		0	0.00%	1	100.00%	16	59.26%	17	60
Cast Votes:		0	0.00%	1	100.00%	27	100.00%	28	100
Undervotes:		0		2		7		9	
Overvotes:		0		0		0		0	

**STATE REPRESENTATIVE 24th Representative District - (Vote for One)**

Choice	Party	Absentee Voting		Early Voting		Election Day Voting		T	
Keith PRUITT		0	0.00%	3	100.00%	16	59.26%	19	63
John W. PENNINGTON		0	0.00%	0	0.00%	11	40.74%	11	36
Cast Votes:		0	0.00%	3	100.00%	27	100.00%	30	100
Undervotes:		0		0		7		7	
Overvotes:		0		0		0		0	

**CONSTABLE 4th Magisterial District - (Vote for One)**

Choice	Party	Absentee Voting		Early Voting		Election Day Voting		T	
Terry PRICE		0	0.00%	0	0.00%	17	50.00%	17	45
Dennis AMOS		0	0.00%	3	100.00%	17	50.00%	20	54
Cast Votes:		0	0.00%	3	100.00%	34	100.00%	37	100
Undervotes:		0		0		0		0	
Overvotes:		0		0		0		0	

5/17/2022

Page 33

Run Time 7:13 PM

Run Date 05/17/2022

D103

95 ballots

UNITED STATES SENATOR - (Vote for One)

Choice	Party	Absentee Voting	Early Voting	Election Day Voting	Total
Valerie "Dr Val" FREDRICK		0 0.00%	0 0.00%	0 0.00%	0 0.00%
Paul V. HAMILTON		1 50.00%	0 0.00%	2 3.70%	3 4.70%
Rand PAUL		1 50.00%	6 100.00%	52 96.30%	59 95.00%
John SCHIESS		0 0.00%	0 0.00%	0 0.00%	0 0.00%
Tami L. STAINFIELD		0 0.00%	0 0.00%	0 0.00%	0 0.00%
Arnold BLANKENSHIP		0 0.00%	0 0.00%	0 0.00%	0 0.00%
Cast Votes:		2 100.00%	6 100.00%	54 100.00%	62 100.00%
Undervotes:		0	0	1	1
Overvotes:		0	0	0	0

UNITED STATES REPRESENTATIVE in CONGRESS 2nd Congressional District - (Vote for One)

Choice	Party	Absentee Voting	Early Voting	Election Day Voting	Total
S. Brett GUTHRIE		2 100.00%	5 83.33%	39 72.22%	46 74.00%
E. Lee WATTS		0 0.00%	1 16.67%	14 25.93%	15 24.00%
Brent FEHER		0 0.00%	0 0.00%	1 1.85%	1 1.60%
Cast Votes:		2 100.00%	6 100.00%	54 100.00%	62 100.00%
Undervotes:		0	0	1	1
Overvotes:		0	0	0	0

STATE REPRESENTATIVE 24th Representative District - (Vote for One)

Choice	Party	Absentee Voting	Early Voting	Election Day Voting	Total
Courtney GILBERT		0 0.00%	2 33.33%	27 49.09%	29 46.00%
Brandon REED		0 0.00%	4 66.67%	23 41.82%	27 42.00%
Robert HICKMAN		2 100.00%	0 0.00%	5 9.09%	7 11.00%
Cast Votes:		2 100.00%	6 100.00%	55 100.00%	63 100.00%
Undervotes:		0	0	0	0
Overvotes:		0	0	0	0

PRIMARY ELECTION HELD ON

OFFICIAL BALLOT FOR HART COUNTY

5/17/2022

Page 35

D103

05/17/2022

DISTRICT JUDGE 10th Judicial District - (Vote for One)

Choice	Party	Absentee Voting		Early Voting		Election Day Voting		Total	
David Clarence PERKINS		1	33.33%	6	75.00%	16	20.25%	23	25.00%
Matthew Todd ROBERTS		0	0.00%	0	0.00%	0	0.00%	0	0.00%
Teresa Renee McMAHAN		0	0.00%	1	12.50%	14	17.72%	15	16.67%
William CLAUSON		2	66.67%	1	12.50%	49	62.03%	52	57.14%
Cast Votes:		3	100.00%	8	100.00%	79	100.00%	90	100.00%
Undervotes:		0		0		5		5	
Overvotes:		0		0		0		0	

Precinct Results Report  
 Election Night Reporting  
 Run Time 7:13 PM  
 Run Date 05/17/2022

PRIMARY ELECTION HELD ON  
 OFFICIAL BALLOT FOR HART COUNTY

5/17/2022

Page 37

Unofficial Results  
 Ballots  
 Polling Places Report  
 9 of 9 = 100%

D104D 233 ballots

UNITED STATES SENATOR - (Vote for One)

Choice	Party	Absentee Voting	Early Voting	Election Day Voting	Total
Charles BOOKER		1 100.00%	5 55.56%	38 57.58%	44 57.58%
Ruth GAO		0 0.00%	1 11.11%	3 4.55%	4 5.13%
John MERRILL		0 0.00%	2 22.22%	14 21.21%	16 21.21%
Joshua Wesley BLANTON SR.		0 0.00%	1 11.11%	11 16.67%	12 15.79%
Cast Votes:		1 100.00%	9 100.00%	66 100.00%	76 100.00%
Undervotes:		1	0	15	16
Overvotes:		0	0	0	0

UNITED STATES REPRESENTATIVE in CONGRESS 2nd Congressional District - (Vote for One)

Choice	Party	Absentee Voting	Early Voting	Election Day Voting	Total
Hank LINDERMAN		1 100.00%	4 44.44%	35 55.56%	40 54.55%
William Dakota COMPTON		0 0.00%	5 55.56%	28 44.44%	33 45.45%
Cast Votes:		1 100.00%	9 100.00%	63 100.00%	73 100.00%
Undervotes:		1	0	18	19
Overvotes:		0	0	0	0

STATE REPRESENTATIVE 24th Representative District - (Vote for One)

Choice	Party	Absentee Voting	Early Voting	Election Day Voting	Total
Keith PRUITT		0 0.00%	5 55.56%	40 61.54%	45 60.67%
John W. PENNINGTON		1 100.00%	4 44.44%	25 38.46%	30 40.00%
Cast Votes:		1 100.00%	9 100.00%	65 100.00%	75 100.00%
Undervotes:		1	0	16	17
Overvotes:		0	0	0	0

CONSTABLE 4th Magisterial District - (Vote for One)

Choice	Party	Absentee Voting	Early Voting	Election Day Voting	Total
Terry PRICE		0 0.00%	1 11.11%	6 7.69%	7 9.25%
Dennis AMOS		2 100.00%	8 88.89%	72 92.31%	82 92.31%
Cast Votes:		2 100.00%	9 100.00%	78 100.00%	89 100.00%
Undervotes:		0	0	3	3
Overvotes:		0	0	0	0

D105

62 ballots

**UNITED STATES SENATOR - (Vote for One)**

Choice	Party	Absentee Voting		Early Voting		Election Day Voting		Total	Percentage
Valerié "Dr Val" FREDRICK		0	0.00%	0	0.00%	0	0.00%	0	0.00%
Paul V. HAMILTON		0	0.00%	0	0.00%	0	0.00%	0	0.00%
Rand PAUL		0	0.00%	3	100.00%	24	96.00%	27	96.00%
John SCHIESS		0	0.00%	0	0.00%	0	0.00%	0	0.00%
Tami L. STAINFIELD		0	0.00%	0	0.00%	1	4.00%	1	3.00%
Arnold BLANKENSHIP		0	0.00%	0	0.00%	0	0.00%	0	0.00%
Cast Votes:		0	0.00%	3	100.00%	25	100.00%	28	100.00%
Undervotes:		0		0		1		1	
Overvotes:		0		0		0		0	

**UNITED STATES REPRESENTATIVE in CONGRESS 2nd Congressional District - (Vote for One)**

Choice	Party	Absentee Voting		Early Voting		Election Day Voting		Total	Percentage
S. Brett GUTHRIE		0	0.00%	1	33.33%	17	68.00%	18	64.00%
E. Lee WATTS		0	0.00%	2	66.67%	7	28.00%	9	32.00%
Brent FEHER		0	0.00%	0	0.00%	1	4.00%	1	3.00%
Cast Votes:		0	0.00%	3	100.00%	25	100.00%	28	100.00%
Undervotes:		0		0		1		1	
Overvotes:		0		0		0		0	

**STATE REPRESENTATIVE 24th Representative District - (Vote for One)**

Choice	Party	Absentee Voting		Early Voting		Election Day Voting		Total	Percentage
Courtney GILBERT		0	0.00%	2	66.67%	15	62.50%	17	62.00%
Brandon REED		0	0.00%	1	33.33%	9	37.50%	10	37.00%
Robert HICKMAN		0	0.00%	0	0.00%	0	0.00%	0	0.00%
Cast Votes:		0	0.00%	3	100.00%	24	100.00%	27	100.00%
Undervotes:		0		0		2		2	
Overvotes:		0		0		0		0	

Precinct Results Report  
 Election Night Reporting  
 Run Time 7:19 PM  
 Run Date 05/17/2022

PRIMARY ELECTION HELD ON  
 OFFICIAL BALLOT FOR HART COUNTY

5/17/2022

Page 41

Unofficial Results  
 Ballots  
 Polling Places Report  
 9 of 9 = 100%

D105 52 Ballots

**DISTRICT JUDGE 10th Judicial District - (Vote for One)**

Choice	Party	Absentee Voting		Early Voting		Election Day Voting		Total	
David Clarence PERKINS		0	0.00%	3	30.00%	8	16.33%	11	18.18%
Matthew Todd ROBERTS		0	0.00%	0	0.00%	0	0.00%	0	0.00%
Teresa Renee McMAHAN		0	0.00%	2	20.00%	6	12.24%	8	13.64%
William CLAUSON		0	0.00%	5	50.00%	35	71.43%	40	67.27%
Cast Votes:		0	0.00%	10	100.00%	49	100.00%	59	100.00%
Undervotes:		0		0		3		3	
Overvotes:		0		0		0		0	

E102D

85 ballots

**UNITED STATES SENATOR - (Vote for One)**

Choice	Party	Absentee Voting	Early Voting	Election Day Voting	Total
Charles BOOKER		3 100.00%	1 100.00%	12 54.55%	16 61.11%
Ruth GAO		0 0.00%	0 0.00%	4 18.18%	4 15.56%
John MERRILL		0 0.00%	0 0.00%	0 0.00%	0 0.00%
Joshua Wesley BLANTON SR.		0 0.00%	0 0.00%	6 27.27%	6 23.33%
Cast Votes:		3 100.00%	1 100.00%	22 100.00%	26 100.00%
Undervotes:		0	0	10	10
Overvotes:		0	0	0	0

**UNITED STATES REPRESENTATIVE in CONGRESS 2nd Congressional District - (Vote for One)**

Choice	Party	Absentee Voting	Early Voting	Election Day Voting	Total
Hank LINDERMAN		0 0.00%	1 100.00%	8 38.10%	9 36.36%
William Dakota COMPTON		3 100.00%	0 0.00%	13 61.90%	16 63.64%
Cast Votes:		3 100.00%	1 100.00%	21 100.00%	25 100.00%
Undervotes:		0	0	11	11
Overvotes:		0	0	0	0

**STATE REPRESENTATIVE 24th Representative District - (Vote for One)**

Choice	Party	Absentee Voting	Early Voting	Election Day Voting	Total
Keith PRUITT		3 100.00%	0 0.00%	7 35.00%	10 41.67%
John W. PENNINGTON		0 0.00%	1 100.00%	13 65.00%	14 58.33%
Cast Votes:		3 100.00%	1 100.00%	20 100.00%	24 100.00%
Undervotes:		0	0	12	12
Overvotes:		0	0	0	0

**DISTRICT JUDGE 10th Judicial District - (Vote for One)**

Choice	Party	Absentee Voting	Early Voting	Election Day Voting	Total
David Clarence PERKINS		0 0.00%	0 0.00%	8 11.27%	8 9.09%
Matthew Todd ROBERTS		0 0.00%	0 0.00%	2 2.82%	2 2.27%
Teresa Renee McMAHAN		3 60.00%	1 12.50%	8 11.27%	12 14.55%
William CLAUSON		2 40.00%	7 87.50%	53 74.65%	62 73.64%
Cast Votes:		5 100.00%	8 100.00%	71 100.00%	84 100.00%
Undervotes:		0	0	1	1
Overvotes:		0	0	0	0



15103 95 Ballots

UNITED STATES SENATOR - (Vote for One)

Choice	Party	Absentee Voting	Early Voting	Election Day Voting	Total
Charles BOOKER		2 100.00%	3 75.00%	46 64.79%	51 66.7%
Ruth GAO		0 0.00%	0 0.00%	3 4.23%	3 3.9%
John MERRILL		0 0.00%	1 25.00%	15 21.13%	16 20.8%
Joshua Wesley BLANTON SR.		0 0.00%	0 0.00%	7 9.86%	7 9.0%
Cast Votes:		2 100.00%	4 100.00%	71 100.00%	77 100.0%
Undervotes:		0	0	8	8
Overvotes:		0	0	0	0

UNITED STATES REPRESENTATIVE in CONGRESS 2nd Congressional District - (Vote for One)

Choice	Party	Absentee Voting	Early Voting	Election Day Voting	Total
Hank LINDERMAN		1 50.00%	1 33.33%	47 67.14%	49 65.3%
William Dakota COMPTON		1 50.00%	2 66.67%	23 32.86%	26 34.7%
Cast Votes:		2 100.00%	3 100.00%	70 100.00%	75 100.0%
Undervotes:		0	1	9	10
Overvotes:		0	0	0	0

STATE REPRESENTATIVE 24th Representative District - (Vote for One)

Choice	Party	Absentee Voting	Early Voting	Election Day Voting	Total
Keith PRUITT		1 100.00%	1 33.33%	44 62.86%	46 62.1%
John W. PENNINGTON		0 0.00%	2 66.67%	26 37.14%	28 37.9%
Cast Votes:		1 100.00%	3 100.00%	70 100.00%	74 100.0%
Undervotes:		1	1	9	11
Overvotes:		0	0	0	0

DISTRICT JUDGE 10th Judicial District - (Vote for One)

Choice	Party	Absentee Voting	Early Voting	Election Day Voting	Total
David Clarence PERKINS		0 0.00%	1 12.50%	29 17.47%	30 16.5%
Matthew Todd ROBERTS		0 0.00%	0 0.00%	16 9.64%	16 8.8%
Teresa Renee McMAHAN		2 40.00%	4 50.00%	33 19.88%	39 21.3%
William CLAUSON		3 60.00%	3 37.50%	88 53.01%	94 52.4%
Cast Votes:		5 100.00%	8 100.00%	166 100.00%	179 100.0%
Undervotes:		1	0	15	16
Overvotes:		0	0	0	0

**Precinct Results Report**

Election Night Reporting

Run Time: 7:18 PM

Run Date: 05/17/2022

**PRIMARY ELECTION HELD ON**

**OFFICIAL BALLOT FOR HART COUNTY**

5/17/2022

Page 47

**Unofficial Results**

Ballots Counted: 2

Ballots Remaining: 0

Ballot Total: 2

**Polling Places Report**

9 of 9 = 100%

**E104** 132 ballots

**UNITED STATES SENATOR - (Vote for One)**

Choice	Party	Absentee Voting	Early Voting	Election Day Voting	Total
Charles BOOKER		1 100.00%	3 100.00%	15 53.57%	19 59.38%
Ruth GAO		0 0.00%	0 0.00%	5 17.86%	5 15.15%
John MERRILL		0 0.00%	0 0.00%	6 21.43%	6 18.18%
Joshua Wesley BLANTON SR.		0 0.00%	0 0.00%	2 7.14%	2 6.06%
Cast Votes:		1 100.00%	3 100.00%	28 100.00%	32 100.00%
Undervotes:		0	3	1	4
Overvotes:		0	0	0	0

**UNITED STATES REPRESENTATIVE in CONGRESS 2nd Congressional District - (Vote for One)**

Choice	Party	Absentee Voting	Early Voting	Election Day Voting	Total
Hank LINDERMAN		0 0.00%	1 33.33%	17 60.71%	18 56.25%
William Dakota COMPTON		1 100.00%	2 66.67%	11 39.29%	14 43.75%
Cast Votes:		1 100.00%	3 100.00%	28 100.00%	32 100.00%
Undervotes:		0	3	1	4
Overvotes:		0	0	0	0

**STATE REPRESENTATIVE 24th Representative District - (Vote for One)**

Choice	Party	Absentee Voting	Early Voting	Election Day Voting	Total
Keith PRUITT		0 0.00%	4 100.00%	12 44.44%	16 50.00%
John W. PENNINGTON		1 100.00%	0 0.00%	15 55.56%	16 50.00%
Cast Votes:		1 100.00%	4 100.00%	27 100.00%	32 100.00%
Undervotes:		0	2	2	4
Overvotes:		0	0	0	0

**DISTRICT JUDGE 10th Judicial District - (Vote for One)**

Choice	Party	Absentee Voting	Early Voting	Election Day Voting	Total
David Clarence PERKINS		0 0.00%	3 21.43%	14 12.84%	17 13.28%
Matthew Todd ROBERTS		0 0.00%	0 0.00%	9 8.26%	9 7.06%
Teresa Renee McMAHAN		0 0.00%	1 7.14%	20 18.35%	21 16.36%
William CLAUSON		1 100.00%	10 71.43%	66 60.55%	77 62.50%
Cast Votes:		1 100.00%	14 100.00%	109 100.00%	124 100.00%
Undervotes:		0	0	8	8
Overvotes:		0	0	0	0

PRIMARY ELECTION  
HART COUNTY - 2nd. CONG. DIST.  
RECAPITULATION SHEET  
May 17, 2022

	<i>Mail IN</i>	<i>3 day Early</i>	<i>UNEXCUSED Voting</i>	<i>In person</i>	<i>EXCUSED voting</i>	<i>Hart County High #1</i>	<i>Hart County High #2</i>	<i>Hart County High #3</i>	<i>Club Run #1</i>	<i>Club Run #2</i>	<i>Horse Care Fire Dept #1</i>
	Scan	Scan	Scan	Scan	Scan	Scan	Scan	Scan	Scan	Scan	Scan
<b>UNITED STATES SENATOR - REP</b>											
Valerie Dr Val FREDRICK	1	3	2	2	0	1	1	6	3		
Paul V. HAMILTON	3	2	1	3	1	2	0	2	0		
Rand PAUL	27	84	17	62	41	53	33	62	70		
John SCHIESS	0	1	0	1	0	1	0	0	0		
Tami L. STAINFIELD	0	3	1	1	0	1	0	0	0		
Arnold BLANKENSHIP	1	0	1	0	2	3	1	0	1		
<b>U.S. REP. in CONG. - 2nd Cong. Dist. - REP</b>											
S. Brett GUTHRIE	27	61	10	54	28	45	24	46	44		
E. Lee WATTS	4	28	8	14	16	12	10	22	29		
Brent FEHER	1	6	3	1	0	5	0	3	0		
<b>STATE REP. 24th Rep. Dist. - REP</b>											
Courtney GILBERT	15	43	7	41	25	32	18	31	36		
Brandon REED	16	48	13	22	18	27	15	34	35		
Robert HICKMAN	2	2	0	5	2	5	1	3	1		
<b>MAGISTRATE - 1st Mag. District - REP</b>											
Danny Ray MATTHEWS	1	8	1	20	4	17	0	2	0		
Katherine D. KENNY	4	10	0	14	9	20	0	0	1		
Austin Kenneth GRANT	2	2	2	2	7	5	0	1	0		
<b>UNITED STATES SENATOR - DEM</b>											
Charles BOOKER	25	56	6	35	8	36	15	36	41		
Ruth GAO	0	4	0	4	1	6	0	6	2		
John MERRILL	1	14	1	8	6	4	5	12	6		
Joshua Wesley BLANTON SR.	3	12	3	12	2	7	5	4	5		
<b>U.S. REP. in CONG. - 2nd Cong. Dist. - DEM</b>											
Hank LINDERMAN	12	38	6	29	5	27	19	33	25		
William Dakota COMPTON	15	35	4	29	11	20	6	27	25		
<b>STATE REP. 24th Rep. Dist. - DEM</b>											
Keith PRUITT	17	57	7	38	9	34	13	35	30		
John W. PENNINGTON	9	28	5	20	9	16	10	24	27		
<b>MAGISTRATE - 1st Mag. District - DEM</b>											
Jackie LOGSDON	8	9	0	11	7	12	0	0	1		
Phillip THOMPSON	3	23	4	16	5	15	2	6	0		
<b>CONSTABLE - 4th Mag. District - DEM</b>											
Terry PRICE	1	5	0	5	1	4	0	1	2		
Dennis AMOS	3	18	2	0	2	2	0	0	0		
<b>DIST. JUDGE - 10th Judicial District - NP</b>											
David Clarence PERKINS	12	39	7	23	9	19	14	15	24		
Matthew Todd ROBERTS	0	6	2	7	4	3	5	11	14		
Teresa Renee McMAHAN	17	47	9	27	13	38	5	32	37		
William CLAUSON	35	109	16	80	40	64	35	73	57		

**RECEIVED**  
MAY 27 2022

PRIMARY ELECTION  
HART COUNTY - 2nd. CONG. DIST.  
RECAPITULATION SHEET  
May 17, 2022

	<i>Horse Care Fire Dept #2</i>	<i>Horse Care Fire Dept #3</i>	<i>Memorial #1</i>	<i>Memorial #2</i>	<i>Legrande #1 Elem</i>	<i>Legrande #2 Elem</i>	<i>Munfordville Elem #1</i>	<i>Munfordville Elem #2</i>	<i>Bonnieville Elem #1</i>
	Scan	Scan	Scan	Scan	Scan	Scan	Scan	Scan	Scan
<b>UNITED STATES SENATOR - REP</b>									
Valerie Dr Val FREDRICK	0	1	2	0	1	0	3	6	3
Paul V. HAMILTON	1	0	1	0	0	1	3	2	6
Rand PAUL	38	43	153	27	58	17	73	87	165
John SCHIESS	0	0	0	0	1	0	0	0	0
Tami L. STAINFIELD	0	1	1	0	0	0	0	4	4
Arnold BLANKENSHIP	0	0	3	1	0	0	1	2	5
<b>U.S. REP. in CONG. - 2nd Cong. Dist. - REP</b>									
S. Brett GUTHRIE	30	29	107	21	42	14	53	68	123
E. Lee WATTS	8	16	52	9	17	4	25	30	53
Brent FEHER	1	0	4	0	1	0	0	2	6
<b>STATE REP. 24th Rep. Dist. - REP</b>									
Courtney GILBERT	18	20	79	11	22	8	46	57	89
Brandon REED	19	21	77	14	34	9	25	41	69
Robert HICKMAN	0	2	5	4	4	0	5	1	18
<b>MAGISTRATE - 1st Mag. District - REP</b>									
Danny Ray MATTHEWS	1	0	0	0	0	0	24	21	0
Katherine D. KENNY	0	1	1	0	1	0	19	19	1
Austin Kenneth GRANT	0	0	0	0	0	0	2	10	0
<b>UNITED STATES SENATOR - DEM</b>									
Charles BOOKER	26	25	65	9	23	5	56	49	53
Ruth GAO	3	3	7	2	2	4	5	3	8
John MERRILL	3	6	21	5	6	3	10	11	12
Joshua Wesley BLANTON SR.	7	5	15	0	7	4	11	8	11
<b>U.S. REP. in CONG. - 2nd Cong. Dist. - DEM</b>									
Hank LINDERMAN	23	21	49	8	20	7	38	33	43
William Dakota COMPTON	16	17	49	7	14	8	34	30	36
<b>STATE REP. 24th Rep. Dist. - DEM</b>									
Keith PRUITT	20	21	54	9	22	8	53	48	50
John W. PENNINGTON	19	18	46	9	19	8	25	20	30
<b>MAGISTRATE - 1st Mag. District - DEM</b>									
Jackie LOGSDON	1	1	0	0	1	0	38	23	0
Phillip THOMPSON	1	1	1	0	0	0	33	32	0
<b>CONSTABLE - 4th Mag. District - DEM</b>									
Terry PRICE	0	0	17	3	0	0	3	4	10
Dennis AMOS	0	0	20	1	0	0	12	10	62
<b>DIST. JUDGE - 10th Judicial District - NP</b>									
David Clarence PERKINS	10	19	83	14	29	7	29	29	52
Matthew Todd ROBERTS	14	12	7	0	4	1	9	10	12
Teresa Renee McMAHAN	27	22	69	12	28	8	33	30	46
William CLAUSON	29	30	126	23	46	21	101	114	171

PRIMARY ELECTION  
HART COUNTY - 2nd. CONG. DIST.  
RECAPITULATION SHEET  
May 17, 2022

*Bonnieville  
Elem #2*

*Bonnieville  
Elem #3*

*Balla  
2487  
1954*

	Scan	Scan	Scan	Scan	Scan	GRAND TOTAL
<b>UNITED STATES SENATOR - REP</b>						
Valerie Dr Val FREDRICK	1	0				36
Paul V. HAMILTON	1	1				30
Rand PAUL	12	47				1,169
John SCHIESS	0	1				5
Tami L. STAINFIELD	0	0				16
Arnold BLANKENSHIP	1	0				22
<b>U.S. REP. in CONG. - 2nd Cong. Dist. - REP</b>						
S. Brett GUTHRIE	10	37				873
E. Lee WATTS	5	10				372
Brent FEHER	0	3				36
<b>STATE REP. 24th Rep. Dist. - REP</b>						
Courtney GILBERT	9	18				625
Brandon REED	6	25				568
Robert HICKMAN	0	5				65
<b>MAGISTRATE - 1st Mag. District - REP</b>						
Danny Ray MATTHEWS	0	0				99
Katherine D. KENNY	0	0				100
Austin Kenneth GRANT	0	0				33
<b>UNITED STATES SENATOR - DEM</b>						
Charles BOOKER	0	13				582
Ruth GAO	0	2				62
John MERRILL	2	6				142
Joshua Wesley BLANTON SR.	1	9				131
<b>U.S. REP. in CONG. - 2nd Cong. Dist. - DEM</b>						
Hank LINDERMAN	2	10				448
William Dakota COMPTON	1	19				403
<b>STATE REP. 24th Rep. Dist. - DEM</b>						
Keith PRUITT	1	15				541
John W. PENNINGTON	2	16				360
<b>MAGISTRATE - 1st Mag. District - DEM</b>						
Jackie LOGSDON	1	0				113
Phillip THOMPSON	0	2				144
<b>CONSTABLE - 4th Mag. District - DEM</b>						
Terry PRICE	1	0				57
Dennis AMOS	2	23				157
<b>DIST. JUDGE - 10th Judicial District - NP</b>						
David Clarence PERKINS	1	9				444
Matthew Todd ROBERTS	2	3				126
Teresa Renee McMAHAN	2	10				512
William CLAUSON	15	68				1,253