

**Cumulative Report — Unofficial**  
**PRIMARY ELECTION HELD ON — OFFICIAL BALLOT FOR McCRACKEN COUNTY — May 22, 2018**

Total Number of Voters : 24 of 0 = 0.00%

Precincts Reporting 1 of 55 = 1.82%

Party	Candidate	Absentee	Early	Election	Total
<b>STATE REPRESENTATIVE 3rd Representative District, Vote For 1</b>					
	Randy BRIDGES	0 0.00%	0 0.00%	5 71.43%	5 71.43%
	Joni S. HOGANCAMP	0 0.00%	0 0.00%	2 28.57%	2 28.57%
	<b>Cast Votes:</b>	0 0.00%	0 0.00%	7 100.00%	7 100.00%
	<b>Over Votes:</b>	0 0.00%	0 0.00%	0 0.00%	0 0.00%
	<b>Under Votes:</b>	0 0.00%	0 0.00%	0 0.00%	0 0.00%
<b>STATE REPRESENTATIVE 6th Representative District, Vote For 1</b>					
	Chris FREELAND	0 0.00%	0 0.00%	0 0.00%	0 0.00%
	Randall D. FOX	0 0.00%	0 0.00%	0 0.00%	0 0.00%
	<b>Cast Votes:</b>	0 0.00%	0 0.00%	0 0.00%	0 0.00%
	<b>Over Votes:</b>	0 0.00%	0 0.00%	0 0.00%	0 0.00%
	<b>Under Votes:</b>	0 0.00%	0 0.00%	0 0.00%	0 0.00%
<b>JAILER, Vote For 1</b>					
	Greg GARRISON	0 0.00%	0 0.00%	4 50.00%	4 50.00%
	Bobby DENNIS	0 0.00%	0 0.00%	1 12.50%	1 12.50%
	David KNIGHT	0 0.00%	0 0.00%	3 37.50%	3 37.50%
	<b>Cast Votes:</b>	0 0.00%	0 0.00%	8 100.00%	8 100.00%
	<b>Over Votes:</b>	0 0.00%	0 0.00%	0 0.00%	0 0.00%
	<b>Under Votes:</b>	0 0.00%	0 0.00%	0 0.00%	0 0.00%
<b>COUNTY COMMISSIONER 2nd District, Vote For 1</b>					
	Richard BOX	0 0.00%	0 0.00%	1 16.67%	1 16.67%
	Jeff G. PARKER	0 0.00%	0 0.00%	5 83.33%	5 83.33%
	<b>Cast Votes:</b>	0 0.00%	0 0.00%	6 75.00%	6 75.00%
	<b>Over Votes:</b>	0 0.00%	0 0.00%	0 0.00%	0 0.00%
	<b>Under Votes:</b>	0 0.00%	0 0.00%	2 25.00%	2 25.00%
<b>COUNTY COMMISSIONER 3rd District, Vote For 1</b>					
	Eddie JONES	0 0.00%	0 0.00%	3 37.50%	3 37.50%
	Scott WATHEN	0 0.00%	0 0.00%	5 62.50%	5 62.50%
	<b>Cast Votes:</b>	0 0.00%	0 0.00%	8 100.00%	8 100.00%
	<b>Over Votes:</b>	0 0.00%	0 0.00%	0 0.00%	0 0.00%
	<b>Under Votes:</b>	0 0.00%	0 0.00%	0 0.00%	0 0.00%

**Cumulative Report — Unofficial**  
**PRIMARY ELECTION HELD ON — OFFICIAL BALLOT FOR McCRACKEN COUNTY — May 22, 2018**

Total Number of Voters : 24 of 0 = 0.00%

Precincts Reporting 1 of 55 = 1.82%

Party	Candidate	Absentee	Early	Election	Total
<b>CONSTABLE 3rd Magisterial District, Vote For 1</b>					
	Greg MARTIN	0 0.00%	0 0.00%	0 0.00%	0 0.00%
	Tony VELTRI	0 0.00%	0 0.00%	0 0.00%	0 0.00%
	<b>Cast Votes:</b>	0 0.00%	0 0.00%	0 0.00%	0 0.00%
	<b>Over Votes:</b>	0 0.00%	0 0.00%	0 0.00%	0 0.00%
	<b>Under Votes:</b>	0 0.00%	0 0.00%	0 0.00%	0 0.00%
<b>UNITED STATES REPRESENTATIVE in CONGRESS 1st Congressional District, Vote For 1</b>					
	Paul WALKER	0 0.00%	0 0.00%	9 60.00%	9 60.00%
	Alonzo PENNINGTON	0 0.00%	0 0.00%	6 40.00%	6 40.00%
	<b>Cast Votes:</b>	0 0.00%	0 0.00%	15 93.75%	15 93.75%
	<b>Over Votes:</b>	0 0.00%	0 0.00%	0 0.00%	0 0.00%
	<b>Under Votes:</b>	0 0.00%	0 0.00%	1 6.25%	1 6.25%
<b>STATE REPRESENTATIVE 6th Representative District, Vote For 1</b>					
	Al CUNNINGHAM	0 0.00%	0 0.00%	0 0.00%	0 0.00%
	Linda Story EDWARDS	0 0.00%	0 0.00%	1 100.00%	1 100.00%
	Drew WILLIAMS	0 0.00%	0 0.00%	0 0.00%	0 0.00%
	<b>Cast Votes:</b>	0 0.00%	0 0.00%	1 100.00%	1 100.00%
	<b>Over Votes:</b>	0 0.00%	0 0.00%	0 0.00%	0 0.00%
	<b>Under Votes:</b>	0 0.00%	0 0.00%	0 0.00%	0 0.00%
<b>PROPERTY VALUATION ADMINISTRATOR, Vote For 1</b>					
	Debbie HANNA	0 0.00%	0 0.00%	5 35.71%	5 35.71%
	Nancy D. BOCK	0 0.00%	0 0.00%	9 64.29%	9 64.29%
	<b>Cast Votes:</b>	0 0.00%	0 0.00%	14 87.50%	14 87.50%
	<b>Over Votes:</b>	0 0.00%	0 0.00%	0 0.00%	0 0.00%
	<b>Under Votes:</b>	0 0.00%	0 0.00%	2 12.50%	2 12.50%
<b>JAILER, Vote For 1</b>					
	Dan L. SIMS	0 0.00%	0 0.00%	10 66.67%	10 66.67%
	Tonya D. RAY	0 0.00%	0 0.00%	2 13.33%	2 13.33%
	Paula RILEY	0 0.00%	0 0.00%	3 20.00%	3 20.00%
	<b>Cast Votes:</b>	0 0.00%	0 0.00%	15 93.75%	15 93.75%
	<b>Over Votes:</b>	0 0.00%	0 0.00%	0 0.00%	0 0.00%
	<b>Under Votes:</b>	0 0.00%	0 0.00%	1 6.25%	1 6.25%

**Cumulative Report — Unofficial**  
**PRIMARY ELECTION HELD ON — OFFICIAL BALLOT FOR McCRACKEN COUNTY — May 22, 2018**

Total Number of Voters : 24 of 0 = 0.00%

Precincts Reporting 1 of 55 = 1.82%

Party	Candidate	Absentee	Early	Election	Total
<b>COUNTY COMMISSIONER 1st District, Vote For 1</b>					
	Charles OFFUTT	0 0.00%	0 0.00%	8 53.33%	8 53.33%
	Mark SCOTT	0 0.00%	0 0.00%	7 46.67%	7 46.67%
	<b>Cast Votes:</b>	0 0.00%	0 0.00%	15 93.75%	15 93.75%
	<b>Over Votes:</b>	0 0.00%	0 0.00%	0 0.00%	0 0.00%
	<b>Under Votes:</b>	0 0.00%	0 -0.00%	1 6.25%	1 6.25%
<b>COUNTY COMMISSIONER 2nd District, Vote For 1</b>					
	Paul CARTER	0 0.00%	0 0.00%	4 25.00%	4 25.00%
	Jerry BEYER	0 0.00%	0 0.00%	12 75.00%	12 75.00%
	<b>Cast Votes:</b>	0 0.00%	0 0.00%	16 100.00%	16 100.00%
	<b>Over Votes:</b>	0 0.00%	0 0.00%	0 0.00%	0 0.00%
	<b>Under Votes:</b>	0 0.00%	0 0.00%	0 0.00%	0 0.00%

**Cumulative Report — Unofficial**  
**PRIMARY ELECTION HELD ON — OFFICIAL BALLOT FOR McCRACKEN COUNTY — May 22, 2018**

Total Number of Voters : 264 of 0 = 0.00%

Precincts Reporting 1 of 55 = 1.82%

Party	Candidate	Absentee		Early		Election		Total	
<b>STATE REPRESENTATIVE 3rd Representative District, Vote For 1</b>									
	Randy BRIDGES	0	0.00%	0	0.00%	28	53.85%	28	53.85%
	Joni S. HOGANCAMP	0	0.00%	0	0.00%	24	46.15%	24	46.15%
	<b>Cast Votes:</b>	0	0.00%	0	0.00%	52	100.00%	52	100.00%
	<b>Over Votes:</b>	0	0.00%	0	0.00%	0	0.00%	0	0.00%
	<b>Under Votes:</b>	0	0.00%	0	0.00%	0	0.00%	0	0.00%
<b>STATE REPRESENTATIVE 6th Representative District, Vote For 1</b>									
	Chris FREELAND	0	0.00%	0	0.00%	.2	50.00%	2	50.00%
	Randall D. FOX	0	0.00%	0	0.00%	2	50.00%	2	50.00%
	<b>Cast Votes:</b>	0	0.00%	0	0.00%	4	66.67%	4	66.67%
	<b>Over Votes:</b>	0	0.00%	0	0.00%	0	0.00%	0	0.00%
	<b>Under Votes:</b>	0	0.00%	0	0.00%	2	33.33%	2	33.33%
<b>JAILER, Vote For 1</b>									
	Greg GARRISON	0	0.00%	0	0.00%	21	22.34%	21	22.34%
	Bobby DENNIS	0	0.00%	0	0.00%	13	13.83%	13	13.83%
	David KNIGHT	0	0.00%	0	0.00%	60	63.83%	60	63.83%
	<b>Cast Votes:</b>	0	0.00%	0	0.00%	94	92.16%	94	92.16%
	<b>Over Votes:</b>	0	0.00%	0	0.00%	0	0.00%	0	0.00%
	<b>Under Votes:</b>	0	0.00%	0	0.00%	8	7.84%	8	7.84%
<b>COUNTY COMMISSIONER 2nd District, Vote For 1</b>									
	Richard BOX	0	0.00%	0	0.00%	42	44.68%	42	44.68%
	Jeff G. PARKER	0	0.00%	0	0.00%	52	55.32%	52	55.32%
	<b>Cast Votes:</b>	0	0.00%	0	0.00%	94	92.16%	94	92.16%
	<b>Over Votes:</b>	0	0.00%	0	0.00%	0	0.00%	0	0.00%
	<b>Under Votes:</b>	0	0.00%	0	0.00%	8	7.84%	8	7.84%
<b>COUNTY COMMISSIONER 3rd District, Vote For 1</b>									
	Eddie JONES	0	0.00%	0	0.00%	52	52.00%	52	52.00%
	Scott WATHEN	0	0.00%	0	0.00%	48	48.00%	48	48.00%
	<b>Cast Votes:</b>	0	0.00%	0	0.00%	100	98.04%	100	98.04%
	<b>Over Votes:</b>	0	0.00%	0	0.00%	0	0.00%	0	0.00%
	<b>Under Votes:</b>	0	0.00%	0	0.00%	2	1.96%	2	1.96%

**Cumulative Report — Unofficial**  
**PRIMARY ELECTION HELD ON — OFFICIAL BALLOT FOR McCRACKEN COUNTY — May 22, 2018**

Total Number of Voters : 264 of 0 = 0.00%

Precincts Reporting 1 of 55 = 1.82%

Party	Candidate	Absentee	Early	Election	Total
<b>CONSTABLE 3rd Magisterial District, Vote For 1</b>					
	Greg MARTIN	0 0.00%	0 0.00%	17 54.84%	17 54.84%
	Tony VELTRI	0 0.00%	0 0.00%	14 45.16%	14 45.16%
	<b>Cast Votes:</b>	<b>0 0.00%</b>	<b>0 0.00%</b>	<b>31 86.11%</b>	<b>31 86.11%</b>
	<b>Over Votes:</b>	<b>0 0.00%</b>	<b>0 0.00%</b>	<b>0 0.00%</b>	<b>0 0.00%</b>
	<b>Under Votes:</b>	<b>0 0.00%</b>	<b>0 0.00%</b>	<b>5 13.89%</b>	<b>5 13.89%</b>
<b>UNITED STATES REPRESENTATIVE in CONGRESS 1st Congressional District, Vote For 1</b>					
	Paul WALKER	0 0.00%	0 0.00%	104 73.24%	104 73.24%
	Alonzo PENNINGTON	0 0.00%	0 0.00%	38 26.76%	38 26.76%
	<b>Cast Votes:</b>	<b>0 0.00%</b>	<b>0 0.00%</b>	<b>142 87.65%</b>	<b>142 87.65%</b>
	<b>Over Votes:</b>	<b>0 0.00%</b>	<b>0 0.00%</b>	<b>0 0.00%</b>	<b>0 0.00%</b>
	<b>Under Votes:</b>	<b>0 0.00%</b>	<b>0 0.00%</b>	<b>20 12.35%</b>	<b>20 12.35%</b>
<b>STATE REPRESENTATIVE 6th Representative District, Vote For 1</b>					
	AI CUNNINGHAM	0 0.00%	0 0.00%	3 60.00%	3 60.00%
	Linda Story EDWARDS	0 0.00%	0 0.00%	2 40.00%	2 40.00%
	Drew WILLIAMS	0 0.00%	0 0.00%	0 0.00%	0 0.00%
	<b>Cast Votes:</b>	<b>0 0.00%</b>	<b>0 0.00%</b>	<b>5 100.00%</b>	<b>5 100.00%</b>
	<b>Over Votes:</b>	<b>0 0.00%</b>	<b>0 0.00%</b>	<b>0 0.00%</b>	<b>0 0.00%</b>
	<b>Under Votes:</b>	<b>0 0.00%</b>	<b>0 0.00%</b>	<b>0 0.00%</b>	<b>0 0.00%</b>
<b>PROPERTY VALUATION ADMINISTRATOR, Vote For 1</b>					
	Debbie HANNA	0 0.00%	0 0.00%	60 40.00%	60 40.00%
	Nancy D. BOCK	0 0.00%	0 0.00%	90 60.00%	90 60.00%
	<b>Cast Votes:</b>	<b>0 0.00%</b>	<b>0 0.00%</b>	<b>150 92.59%</b>	<b>150 92.59%</b>
	<b>Over Votes:</b>	<b>0 0.00%</b>	<b>0 0.00%</b>	<b>0 0.00%</b>	<b>0 0.00%</b>
	<b>Under Votes:</b>	<b>0 0.00%</b>	<b>0 0.00%</b>	<b>12 7.41%</b>	<b>12 7.41%</b>
<b>JAILER, Vote For 1</b>					
	Dan L. SIMS	0 0.00%	0 0.00%	111 74.00%	111 74.00%
	Tonya D. RAY	0 0.00%	0 0.00%	15 10.00%	15 10.00%
	Paula RILEY	0 0.00%	0 0.00%	24 16.00%	24 16.00%
	<b>Cast Votes:</b>	<b>0 0.00%</b>	<b>0 0.00%</b>	<b>150 92.59%</b>	<b>150 92.59%</b>
	<b>Over Votes:</b>	<b>0 0.00%</b>	<b>0 0.00%</b>	<b>0 0.00%</b>	<b>0 0.00%</b>
	<b>Under Votes:</b>	<b>0 0.00%</b>	<b>0 0.00%</b>	<b>12 7.41%</b>	<b>12 7.41%</b>

**Cumulative Report — Unofficial**

**PRIMARY ELECTION HELD ON — OFFICIAL BALLOT FOR McCRACKEN COUNTY — May 22, 2018**

Total Number of Voters : 264 of 0 = 0.00%

Precincts Reporting 1 of 55 = 1.82%

Party	Candidate	Absentee	Early	Election	Total
<b>COUNTY COMMISSIONER 1st District, Vote For 1</b>					
	Charles OFFUTT	0 0.00%	0 0.00%	60 42.55%	60 42.55%
	Mark SCOTT	0 0.00%	0 0.00%	81 57.45%	81 57.45%
	<b>Cast Votes:</b>	0 0.00%	0 0.00%	141 87.04%	141 87.04%
	<b>Over Votes:</b>	0 0.00%	0 0.00%	0 0.00%	0 0.00%
	<b>Under Votes:</b>	0 0.00%	0 0.00%	21 12.96%	21 12.96%
<b>COUNTY COMMISSIONER 2nd District, Vote For 1</b>					
	Paul CARTER	0 0.00%	0 0.00%	48 30.97%	48 30.97%
	Jerry BEYER	0 0.00%	0 0.00%	107 69.03%	107 69.03%
	<b>Cast Votes:</b>	0 0.00%	0 0.00%	155 95.68%	155 95.68%
	<b>Over Votes:</b>	0 0.00%	0 0.00%	0 0.00%	0 0.00%
	<b>Under Votes:</b>	0 0.00%	0 0.00%	7 4.32%	7 4.32%

**Cumulative Report — Unofficial**  
**PRIMARY ELECTION HELD ON — OFFICIAL BALLOT FOR McCRACKEN COUNTY — May 22, 2018**

Total Number of Voters : 8,263 of 0 = 0.00%

Precincts Reporting 55 of 55 = 100.00%

Party	Candidate	Absentee	Early	Election	Total
<b>STATE REPRESENTATIVE 3rd Representative District, Vote For 1</b>					
	Randy BRIDGES	0 0.00%	0 0.00%	1,101 60.16%	1,101 60.16%
	Joni S. HOGANCAMP	0 0.00%	0 0.00%	729 39.84%	729 39.84%
	<b>Cast Votes:</b>	<b>0 0.00%</b>	<b>0 0.00%</b>	<b>1,830 98.97%</b>	<b>1,830 98.97%</b>
	<b>Over Votes:</b>	<b>0 0.00%</b>	<b>0 0.00%</b>	<b>0 0.00%</b>	<b>0 0.00%</b>
	<b>Under Votes:</b>	<b>0 0.00%</b>	<b>0 0.00%</b>	<b>19 1.03%</b>	<b>19 1.03%</b>
<b>STATE REPRESENTATIVE 6th Representative District, Vote For 1</b>					
	Chris FREELAND	0 0.00%	0 0.00%	126 67.38%	126 67.38%
	Randall D. FOX	0 0.00%	0 0.00%	61 32.62%	61 32.62%
	<b>Cast Votes:</b>	<b>0 0.00%</b>	<b>0 0.00%</b>	<b>187 95.41%</b>	<b>187 95.41%</b>
	<b>Over Votes:</b>	<b>0 0.00%</b>	<b>0 0.00%</b>	<b>0 0.00%</b>	<b>0 0.00%</b>
	<b>Under Votes:</b>	<b>0 0.00%</b>	<b>0 0.00%</b>	<b>9 4.59%</b>	<b>9 4.59%</b>
<b>JAILER, Vote For 1</b>					
	Greg GARRISON	0 0.00%	0 0.00%	787 25.66%	787 25.66%
	Bobby DENNIS	0 0.00%	0 0.00%	364 11.87%	364 11.87%
	David KNIGHT	0 0.00%	0 0.00%	1,916 62.47%	1,916 62.47%
	<b>Cast Votes:</b>	<b>0 0.00%</b>	<b>0 0.00%</b>	<b>3,067 90.87%</b>	<b>3,067 90.87%</b>
	<b>Over Votes:</b>	<b>0 0.00%</b>	<b>0 0.00%</b>	<b>2 0.06%</b>	<b>2 0.06%</b>
	<b>Under Votes:</b>	<b>0 0.00%</b>	<b>0 0.00%</b>	<b>306 9.07%</b>	<b>306 9.07%</b>
<b>COUNTY COMMISSIONER 2nd District, Vote For 1</b>					
	Richard BOX	0 0.00%	0 0.00%	1,272 40.43%	1,272 40.43%
	Jeff G. PARKER	0 0.00%	0 0.00%	1,874 59.57%	1,874 59.57%
	<b>Cast Votes:</b>	<b>0 0.00%</b>	<b>0 0.00%</b>	<b>3,146 93.21%</b>	<b>3,146 93.21%</b>
	<b>Over Votes:</b>	<b>0 0.00%</b>	<b>0 0.00%</b>	<b>1 0.03%</b>	<b>1 0.03%</b>
	<b>Under Votes:</b>	<b>0 0.00%</b>	<b>0 0.00%</b>	<b>228 6.76%</b>	<b>228 6.76%</b>
<b>COUNTY COMMISSIONER 3rd District, Vote For 1</b>					
	Eddie JONES	0 0.00%	0 0.00%	1,690 53.86%	1,690 53.86%
	Scott WATHEN	0 0.00%	0 0.00%	1,448 46.14%	1,448 46.14%
	<b>Cast Votes:</b>	<b>0 0.00%</b>	<b>0 0.00%</b>	<b>3,138 92.98%</b>	<b>3,138 92.98%</b>
	<b>Over Votes:</b>	<b>0 0.00%</b>	<b>0 0.00%</b>	<b>1 0.03%</b>	<b>1 0.03%</b>
	<b>Under Votes:</b>	<b>0 0.00%</b>	<b>0 0.00%</b>	<b>236 6.99%</b>	<b>236 6.99%</b>

**Cumulative Report — Unofficial**  
**PRIMARY ELECTION HELD ON — OFFICIAL BALLOT FOR McCRACKEN COUNTY — May 22, 2018**

Total Number of Voters : 8,263 of 0 = 0.00%

Precincts Reporting 55 of 55 = 100.00%

Party	Candidate	Absentee	Early	Election	Total
<b>CONSTABLE 3rd Magisterial District, Vote For 1</b>					
	Greg MARTIN	0 0.00%	0 0.00%	527 51.36%	527 51.36%
	Tony VELTRI	0 0.00%	0 0.00%	499 48.64%	499 48.64%
	<b>Cast Votes:</b>	0 0.00%	0 0.00%	1,026 88.22%	1,026 88.22%
	<b>Over Votes:</b>	0 0.00%	0 0.00%	0 0.00%	0 0.00%
	<b>Under Votes:</b>	0 0.00%	0 0.00%	137 11.78%	137 11.78%
<b>UNITED STATES REPRESENTATIVE in CONGRESS 1st Congressional District, Vote For 1</b>					
	Paul WALKER	0 0.00%	0 0.00%	3,414 78.43%	3,414 78.43%
	Alonzo PENNINGTON	0 0.00%	0 0.00%	939 21.57%	939 21.57%
	<b>Cast Votes:</b>	0 0.00%	0 0.00%	4,353 89.05%	4,353 89.05%
	<b>Over Votes:</b>	0 0.00%	0 0.00%	1 0.02%	1 0.02%
	<b>Under Votes:</b>	0 0.00%	0 0.00%	534 10.92%	534 10.92%
<b>STATE REPRESENTATIVE 6th Representative District, Vote For 1</b>					
	Al CUNNINGHAM	0 0.00%	0 0.00%	66 36.67%	66 36.67%
	Linda Story EDWARDS	0 0.00%	0 0.00%	67 37.22%	67 37.22%
	Drew WILLIAMS	0 0.00%	0 0.00%	47 26.11%	47 26.11%
	<b>Cast Votes:</b>	0 0.00%	0 0.00%	180 92.31%	180 92.31%
	<b>Over Votes:</b>	0 0.00%	0 0.00%	0 0.00%	0 0.00%
	<b>Under Votes:</b>	0 0.00%	0 0.00%	15 7.69%	15 7.69%
<b>PROPERTY VALUATION ADMINISTRATOR, Vote For 1</b>					
	Debbie HANNA	0 0.00%	0 0.00%	1,975 41.99%	1,975 41.99%
	Nancy D. BOCK	0 0.00%	0 0.00%	2,728 58.01%	2,728 58.01%
	<b>Cast Votes:</b>	0 0.00%	0 0.00%	4,703 96.22%	4,703 96.22%
	<b>Over Votes:</b>	0 0.00%	0 0.00%	2 0.04%	2 0.04%
	<b>Under Votes:</b>	0 0.00%	0 0.00%	183 3.74%	183 3.74%
<b>JAILER, Vote For 1</b>					
	Dan L. SIMS	0 0.00%	0 0.00%	3,401 73.33%	3,401 73.33%
	Tonya D. RAY	0 0.00%	0 0.00%	406 8.75%	406 8.75%
	Paula RILEY	0 0.00%	0 0.00%	831 17.92%	831 17.92%
	<b>Cast Votes:</b>	0 0.00%	0 0.00%	4,638 94.89%	4,638 94.89%
	<b>Over Votes:</b>	0 0.00%	0 0.00%	1 0.02%	1 0.02%
	<b>Under Votes:</b>	0 0.00%	0 0.00%	249 5.09%	249 5.09%



**Cumulative Report — Unofficial**  
**PRIMARY ELECTION HELD ON — OFFICIAL BALLOT FOR McCRACKEN COUNTY — May 22, 2018**

Total Numt

Total Number of Voters : 8,263 of 0 = 0.00%

Precincts Reporting 55 of 55 = 100.00%

Precinct Na

AB

Party	Candidate	Absentee	Early	Election	Total
<b>COUNTY COMMISSIONER 1st District, Vote For 1</b>					
	Charles OFFUTT	0 0.00%	0 0.00%	1,700 38.91%	1,700 38.91%
	Mark SCOTT	0 0.00%	0 0.00%	2,669 61.09%	2,669 61.09%
	<b>Cast Votes:</b>	<b>0 0.00%</b>	<b>0 0.00%</b>	<b>4,369 89.38%</b>	<b>4,369 89.38%</b>
	<b>Over Votes:</b>	<b>0 0.00%</b>	<b>0 0.00%</b>	<b>1 0.02%</b>	<b>1 0.02%</b>
	<b>Under Votes:</b>	<b>0 0.00%</b>	<b>0 0.00%</b>	<b>518 10.60%</b>	<b>518 10.60%</b>
<b>COUNTY COMMISSIONER 2nd District, Vote For 1</b>					
	Paul CARTER	0 0.00%	0 0.00%	1,641 34.91%	1,641 34.91%
	Jery BEYER	0 0.00%	0 0.00%	3,060 65.09%	3,060 65.09%
	<b>Cast Votes:</b>	<b>0 0.00%</b>	<b>0 0.00%</b>	<b>4,701 96.17%</b>	<b>4,701 96.17%</b>
	<b>Over Votes:</b>	<b>0 0.00%</b>	<b>0 0.00%</b>	<b>2 0.04%</b>	<b>2 0.04%</b>
	<b>Under Votes:</b>	<b>0 0.00%</b>	<b>0 0.00%</b>	<b>185 3.78%</b>	<b>185 3.78%</b>

C110

To

C113

To

A102A

Tota

A104A

Tota

A106A

**Precinct Report — Unofficial**  
**PRIMARY ELECTION HELD ON — OFFICIAL BALLOT FOR McCRACKEN COUNTY — May 22, 2018**

Total Number of Voters : 8,263 of 0 = 0.00%

Precincts Reporting 55 of 55 = 100.00%

Party	Candidate	Absentee	Early	Election	Total
<b>Precinct AB (Ballots Cast: 264)</b>					
<b>STATE REPRESENTATIVE 3rd Representative District, Vote For 1</b>					
	Randy BRIDGES	0 0.00%	0 0.00%	28 53.85%	28 53.85%
	Joni S. HOGANCAMP	0 0.00%	0 0.00%	24 46.15%	24 46.15%
	<b>Cast Votes:</b>	0 0.00%	0 0.00%	52 100.00%	52 100.00%
	<b>Over Votes:</b>	0 0.00%	0 0.00%	0 0.00%	0 0.00%
	<b>Under Votes:</b>	0 0.00%	0 0.00%	0 0.00%	0 0.00%
<b>STATE REPRESENTATIVE 6th Representative District, Vote For 1</b>					
	Chris FREELAND	0 0.00%	0 0.00%	2 50.00%	2 50.00%
	Randall D. FOX	0 0.00%	0 0.00%	2 50.00%	2 50.00%
	<b>Cast Votes:</b>	0 0.00%	0 0.00%	4 66.67%	4 66.67%
	<b>Over Votes:</b>	0 0.00%	0 0.00%	0 0.00%	0 0.00%
	<b>Under Votes:</b>	0 0.00%	0 0.00%	2 33.33%	2 33.33%
<b>JAILER, Vote For 1</b>					
	Greg GARRISON	0 0.00%	0 0.00%	21 22.34%	21 22.34%
	Bobby DENNIS	0 0.00%	0 0.00%	13 13.83%	13 13.83%
	David KNIGHT	0 0.00%	0 0.00%	60 63.83%	60 63.83%
	<b>Cast Votes:</b>	0 0.00%	0 0.00%	94 92.16%	94 92.16%
	<b>Over Votes:</b>	0 0.00%	0 0.00%	0 0.00%	0 0.00%
	<b>Under Votes:</b>	0 0.00%	0 0.00%	8 7.84%	8 7.84%
<b>COUNTY COMMISSIONER 2nd District, Vote For 1</b>					
	Richard BOX	0 0.00%	0 0.00%	42 44.68%	42 44.68%
	Jeff G. PARKER	0 0.00%	0 0.00%	52 55.32%	52 55.32%
	<b>Cast Votes:</b>	0 0.00%	0 0.00%	94 92.16%	94 92.16%
	<b>Over Votes:</b>	0 0.00%	0 0.00%	0 0.00%	0 0.00%
	<b>Under Votes:</b>	0 0.00%	0 0.00%	8 7.84%	8 7.84%
<b>COUNTY COMMISSIONER 3rd District, Vote For 1</b>					
	Eddie JONES	0 0.00%	0 0.00%	52 52.00%	52 52.00%
	Scott WATHEN	0 0.00%	0 0.00%	48 48.00%	48 48.00%
	<b>Cast Votes:</b>	0 0.00%	0 0.00%	100 98.04%	100 98.04%
	<b>Over Votes:</b>	0 0.00%	0 0.00%	0 0.00%	0 0.00%
	<b>Under Votes:</b>	0 0.00%	0 0.00%	2 1.96%	2 1.96%
<b>CONSTABLE 3rd Magisterial District, Vote For 1</b>					
	Greg MARTIN	0 0.00%	0 0.00%	14 45.16%	14 45.16%
	Tony VELTRI	0 0.00%	0 0.00%	17 52.88%	17 52.88%
	<b>Cast Votes:</b>	0 0.00%	0 0.00%	31 86.11%	31 86.11%
	<b>Over Votes:</b>	0 0.00%	0 0.00%	0 0.00%	0 0.00%
	<b>Under Votes:</b>	0 0.00%	0 0.00%	5 13.89%	5 13.89%

**Precinct Report — Unofficial**  
**PRIMARY ELECTION HELD ON — OFFICIAL BALLOT FOR McCRACKEN COUNTY — May 22, 2018**

Total Number of Voters : 8,263 of 0 = 0.00%

Precincts Reporting 55 of 55 = 100.00%

Party	Candidate	Absentee	Early	Election	Total
<b>Precinct AB (Ballots Cast: 264)</b>					
<b>UNITED STATES REPRESENTATIVE in CONGRESS 1st Congressional District, Vote For 1</b>					
	Paul WALKER	0 0.00%	0 0.00%	104 73.24%	104 73.24%
	Alonzo PENNINGTON	0 0.00%	0 0.00%	38 26.76%	38 26.76%
	<b>Cast Votes:</b>	0 0.00%	0 0.00%	142 87.65%	142 87.65%
	<b>Over Votes:</b>	0 0.00%	0 0.00%	0 0.00%	0 0.00%
	<b>Under Votes:</b>	0 0.00%	0 0.00%	20 12.35%	20 12.35%
<b>STATE REPRESENTATIVE 6th Representative District, Vote For 1</b>					
	AI CUNNINGHAM	0 0.00%	0 0.00%	3 60.00%	3 60.00%
	Linda Story EDWARDS	0 0.00%	0 0.00%	2 40.00%	2 40.00%
	Drew WILLIAMS	0 0.00%	0 0.00%	0 0.00%	0 0.00%
	<b>Cast Votes:</b>	0 0.00%	0 0.00%	5 100.00%	5 100.00%
	<b>Over Votes:</b>	0 0.00%	0 0.00%	0 0.00%	0 0.00%
	<b>Under Votes:</b>	0 0.00%	0 0.00%	0 0.00%	0 0.00%
<b>PROPERTY VALUATION ADMINISTRATOR, Vote For 1</b>					
	Debbie HANNA	0 0.00%	0 0.00%	60 40.00%	60 40.00%
	Nancy D. BOCK	0 0.00%	0 0.00%	90 60.00%	90 60.00%
	<b>Cast Votes:</b>	0 0.00%	0 0.00%	150 92.59%	150 92.59%
	<b>Over Votes:</b>	0 0.00%	0 0.00%	0 0.00%	0 0.00%
	<b>Under Votes:</b>	0 0.00%	0 0.00%	12 7.41%	12 7.41%
<b>JAILER, Vote For 1</b>					
	Dan L. SIMS	0 0.00%	0 0.00%	111 74.00%	111 74.00%
	Tonya D. RAY	0 0.00%	0 0.00%	15 10.00%	15 10.00%
	Paula RILEY	0 0.00%	0 0.00%	24 16.00%	24 16.00%
	<b>Cast Votes:</b>	0 0.00%	0 0.00%	150 92.59%	150 92.59%
	<b>Over Votes:</b>	0 0.00%	0 0.00%	0 0.00%	0 0.00%
	<b>Under Votes:</b>	0 0.00%	0 0.00%	12 7.41%	12 7.41%
<b>COUNTY COMMISSIONER 1st District, Vote For 1</b>					
	Charles OFFUTT	0 0.00%	0 0.00%	60 42.55%	60 42.55%
	Mark SCOTT	0 0.00%	0 0.00%	81 57.45%	81 57.45%
	<b>Cast Votes:</b>	0 0.00%	0 0.00%	141 87.04%	141 87.04%
	<b>Over Votes:</b>	0 0.00%	0 0.00%	0 0.00%	0 0.00%
	<b>Under Votes:</b>	0 0.00%	0 0.00%	21 12.96%	21 12.96%
<b>COUNTY COMMISSIONER 2nd District, Vote For 1</b>					
	Paul CARTER	0 0.00%	0 0.00%	48 30.97%	48 30.97%
	Jerry BEYER	0 0.00%	0 0.00%	107 69.03%	107 69.03%
	<b>Cast Votes:</b>	0 0.00%	0 0.00%	155 95.68%	155 95.68%
	<b>Over Votes:</b>	0 0.00%	0 0.00%	0 0.00%	0 0.00%
	<b>Under Votes:</b>	0 0.00%	0 0.00%	7 4.32%	7 4.32%

**Precinct Report — Unofficial**

**PRIMARY ELECTION HELD ON — OFFICIAL BALLOT FOR McCRACKEN COUNTY — May 22, 2018**

Page 4 of 110

05/22/2018 07:57 PM

Precincts Reporting 55 of 55 = 100.00%

Total Number of Voters : 8,263 of 0 = 0.00%

Party	Candidate	Absentee		Early		Election		Total	
<b>Precinct A102A (Ballots Cast: 112)</b>									
<b>JAILER, Vote For 1</b>									
	Dan L. SIMS	0	0.00%	0	0.00%	46	56.79%	46	56.79%
	Tonya D. RAY	0	0.00%	0	0.00%	11	13.58%	11	13.58%
	Paula RILEY	0	0.00%	0	0.00%	24	29.63%	24	29.63%
	<b>Cast Votes:</b>	0	0.00%	0	0.00%	81	94.19%	81	94.19%
	<b>Over Votes:</b>	0	0.00%	0	0.00%	0	0.00%	0	0.00%
	<b>Under Votes:</b>	0	0.00%	0	0.00%	5	5.81%	5	5.81%
<b>COUNTY COMMISSIONER 1st District, Vote For 1</b>									
	Charles OFFUTT	0	0.00%	0	0.00%	37	48.05%	37	48.05%
	Mark SCOTT	0	0.00%	0	0.00%	40	51.95%	40	51.95%
	<b>Cast Votes:</b>	0	0.00%	0	0.00%	77	89.53%	77	89.53%
	<b>Over Votes:</b>	0	0.00%	0	0.00%	0	0.00%	0	0.00%
	<b>Under Votes:</b>	0	0.00%	0	0.00%	9	10.47%	9	10.47%
<b>COUNTY COMMISSIONER 2nd District, Vote For 1</b>									
	Paul CARTER	0	0.00%	0	0.00%	33	41.77%	33	41.77%
	Jerry BEYER	0	0.00%	0	0.00%	46	58.23%	46	58.23%
	<b>Cast Votes:</b>	0	0.00%	0	0.00%	79	91.86%	79	91.86%
	<b>Over Votes:</b>	0	0.00%	0	0.00%	0	0.00%	0	0.00%
	<b>Under Votes:</b>	0	0.00%	0	0.00%	7	8.14%	7	8.14%

**Precinct Report — Unofficial**  
**PRIMARY ELECTION HELD ON — OFFICIAL BALLOT FOR McCRACKEN COUNTY — May 22, 2018**

Total Number of Voters : 8,263 of 0 = 0.00%

Party	Candidate	Absentee	Early	Election	Total
<b>Precinct A104A (Ballots Cast: 56)</b>					
<b>STATE REPRESENTATIVE 3rd Representative District, Vote For 1</b>					
	Randy BRIDGES	0 0.00%	0 0.00%	2 25.00%	2 25.00%
	Joni S. HOGANCAMP	0 0.00%	0 0.00%	6 75.00%	6 75.00%
	<b>Cast Votes:</b>	0 0.00%	0 0.00%	8 100.00%	8 100.00%
	<b>Over Votes:</b>	0 0.00%	0 0.00%	0 0.00%	0 0.00%
	<b>Under Votes:</b>	0 0.00%	0 0.00%	0 0.00%	0 0.00%
<b>JAILER, Vote For 1</b>					
	Greg GARRISON	0 0.00%	0 0.00%	0 0.00%	0 0.00%
	Bobby DENNIS	0 0.00%	0 0.00%	2 25.00%	2 25.00%
	David KNIGHT	0 0.00%	0 0.00%	6 75.00%	6 75.00%
	<b>Cast Votes:</b>	0 0.00%	0 0.00%	8 100.00%	8 100.00%
	<b>Over Votes:</b>	0 0.00%	0 0.00%	0 0.00%	0 0.00%
	<b>Under Votes:</b>	0 0.00%	0 0.00%	0 0.00%	0 0.00%
<b>COUNTY COMMISSIONER 2nd District, Vote For 1.</b>					
	Richard BOX	0 0.00%	0 0.00%	5 71.43%	5 71.43%
	Jeff G. PARKER	0 0.00%	0 0.00%	2 28.57%	2 28.57%
	<b>Cast Votes:</b>	0 0.00%	0 0.00%	7 87.50%	7 87.50%
	<b>Over Votes:</b>	0 0.00%	0 0.00%	0 0.00%	0 0.00%
	<b>Under Votes:</b>	0 0.00%	0 0.00%	1 12.50%	1 12.50%
<b>COUNTY COMMISSIONER 3rd District, Vote For 1</b>					
	Eddie JONES	0 0.00%	0 0.00%	3 37.50%	3 37.50%
	Scott WATHEN	0 0.00%	0 0.00%	5 62.50%	5 62.50%
	<b>Cast Votes:</b>	0 0.00%	0 0.00%	8 100.00%	8 100.00%
	<b>Over Votes:</b>	0 0.00%	0 0.00%	0 0.00%	0 0.00%
	<b>Under Votes:</b>	0 0.00%	0 0.00%	0 0.00%	0 0.00%
<b>UNITED STATES REPRESENTATIVE in CONGRESS 1st Congressional District, Vote For 1</b>					
	Paul WALKER	0 0.00%	0 0.00%	32 78.05%	32 78.05%
	Alonzo PENNINGTON	0 0.00%	0 0.00%	9 21.95%	9 21.95%
	<b>Cast Votes:</b>	0 0.00%	0 0.00%	41 85.42%	41 85.42%
	<b>Over Votes:</b>	0 0.00%	0 0.00%	0 0.00%	0 0.00%
	<b>Under Votes:</b>	0 0.00%	0 0.00%	7 14.58%	7 14.58%
<b>PROPERTY VALUATION ADMINISTRATOR, Vote For 1</b>					
	Debbie HANNA	0 0.00%	0 0.00%	23 47.92%	23 47.92%
	Nancy D. BOCK	0 0.00%	0 0.00%	25 52.08%	25 52.08%
	<b>Cast Votes:</b>	0 0.00%	0 0.00%	48 100.00%	48 100.00%
	<b>Over Votes:</b>	0 0.00%	0 0.00%	0 0.00%	0 0.00%
	<b>Under Votes:</b>	0 0.00%	0 0.00%	0 0.00%	0 0.00%

Precinct Report — Unofficial

PRIMARY ELECTION HELD ON — OFFICIAL BALLOT FOR McCRACKEN COUNTY — May 22, 2018

Total Number of Voters : 8,263 of 0 = 0.00%

Party	Candidate	Absentee	Early	Election	Total
<b>Precinct A106A (Ballots Cast: 49)</b>					
<b>STATE REPRESENTATIVE 3rd Representative District, Vote For 1</b>					
	Randy BRIDGES	0 0.00%	0 0.00%	11 61.11%	11 61.11%
	Joni S. HOGANCAMP	0 0.00%	0 0.00%	7 38.89%	7 38.89%
	<b>Cast Votes:</b>	0 0.00%	0 0.00%	18 100.00%	18 100.00%
	<b>Over Votes:</b>	0 0.00%	0 0.00%	0 0.00%	0 0.00%
	<b>Under Votes:</b>	0 0.00%	0 0.00%	0 0.00%	0 0.00%
<b>JAILER, Vote For 1</b>					
	Greg GARRISON	0 0.00%	0 0.00%	3 17.65%	3 17.65%
	Bobby DENNIS	0 0.00%	0 0.00%	0 0.00%	0 0.00%
	David KNIGHT	0 0.00%	0 0.00%	14 82.35%	14 82.35%
	<b>Cast Votes:</b>	0 0.00%	0 0.00%	17 94.44%	17 94.44%
	<b>Over Votes:</b>	0 0.00%	0 0.00%	0 0.00%	0 0.00%
	<b>Under Votes:</b>	0 0.00%	0 0.00%	1 5.56%	1 5.56%
<b>COUNTY COMMISSIONER 2nd District, Vote For 1</b>					
	Richard BOX	0 0.00%	0 0.00%	4 26.67%	4 26.67%
	Jeff G. PARKER	0 0.00%	0 0.00%	11 73.33%	11 73.33%
	<b>Cast Votes:</b>	0 0.00%	0 0.00%	15 83.33%	15 83.33%
	<b>Over Votes:</b>	0 0.00%	0 0.00%	0 0.00%	0 0.00%
	<b>Under Votes:</b>	0 0.00%	0 0.00%	3 16.67%	3 16.67%
<b>COUNTY COMMISSIONER 3rd District, Vote For 1</b>					
	Eddie JONES	0 0.00%	0 0.00%	6 37.50%	6 37.50%
	Scott WATHEN	0 0.00%	0 0.00%	10 62.50%	10 62.50%
	<b>Cast Votes:</b>	0 0.00%	0 0.00%	16 88.89%	16 88.89%
	<b>Over Votes:</b>	0 0.00%	0 0.00%	0 0.00%	0 0.00%
	<b>Under Votes:</b>	0 0.00%	0 0.00%	2 11.11%	2 11.11%
<b>UNITED STATES REPRESENTATIVE in CONGRESS 1st Congressional District, Vote For 1</b>					
	Paul WALKER	0 0.00%	0 0.00%	20 64.52%	20 64.52%
	Alonzo PENNINGTON	0 0.00%	0 0.00%	11 35.48%	11 35.48%
	<b>Cast Votes:</b>	0 0.00%	0 0.00%	31 100.00%	31 100.00%
	<b>Over Votes:</b>	0 0.00%	0 0.00%	0 0.00%	0 0.00%
	<b>Under Votes:</b>	0 0.00%	0 0.00%	0 0.00%	0 0.00%
<b>PROPERTY VALUATION ADMINISTRATOR, Vote For 1</b>					
	Debbie HANNA	0 0.00%	0 0.00%	13 43.33%	13 43.33%
	Nancy D. BOCK	0 0.00%	0 0.00%	17 56.67%	17 56.67%
	<b>Cast Votes:</b>	0 0.00%	0 0.00%	30 96.77%	30 96.77%
	<b>Over Votes:</b>	0 0.00%	0 0.00%	0 0.00%	0 0.00%
	<b>Under Votes:</b>	0 0.00%	0 0.00%	1 3.23%	1 3.23%

**Precinct Report — Unofficial**  
**PRIMARY ELECTION HELD ON — OFFICIAL BALLOT FOR McCRACKEN COUNTY — May 22, 2018**

Total Number of Voters : 8,263 of 0 = 0.00%

Party	Candidate	Absentee	Early	Election	Total
<b>Precinct A106A (Ballots Cast: 49)</b>					
<b>JAILER, Vote For 1</b>					
	Dan L. SIMS	0 0.00%	0 0.00%	21 70.00%	21 70.00%
	Tonya D. RAY	0 0.00%	0 0.00%	1 3.33%	1 3.33%
	Paula RILEY	0 0.00%	0 0.00%	8 26.67%	8 26.67%
	<b>Cast Votes:</b>	0 0.00%	0 0.00%	30 96.77%	30 96.77%
	<b>Over Votes:</b>	0 0.00%	0 0.00%	0 0.00%	0 0.00%
	<b>Under Votes:</b>	0 0.00%	0 0.00%	1 3.23%	1 3.23%
<b>COUNTY COMMISSIONER 1st District, Vote For 1</b>					
	Charles OFFUTT	0 0.00%	0 0.00%	12 38.71%	12 38.71%
	Mark SCOTT	0 0.00%	0 0.00%	19 61.29%	19 61.29%
	<b>Cast Votes:</b>	0 0.00%	0 0.00%	31 100.00%	31 100.00%
	<b>Over Votes:</b>	0 0.00%	0 0.00%	0 0.00%	0 0.00%
	<b>Under Votes:</b>	0 0.00%	0 0.00%	0 0.00%	0 0.00%
<b>COUNTY COMMISSIONER 2nd District, Vote For 1</b>					
	Paul CARTER	0 0.00%	0 0.00%	10 33.33%	10 33.33%
	Jerry BEYER	0 0.00%	0 0.00%	20 66.67%	20 66.67%
	<b>Cast Votes:</b>	0 0.00%	0 0.00%	30 96.77%	30 96.77%
	<b>Over Votes:</b>	0 0.00%	0 0.00%	0 0.00%	0 0.00%
	<b>Under Votes:</b>	0 0.00%	0 0.00%	1 3.23%	1 3.23%

Precinct Report — Unofficial

PRIMARY ELECTION HELD ON — OFFICIAL BALLOT FOR McCRACKEN COUNTY — May 22, 2018

Total Number of Voters : 8,263 of 0 = 0.00%

Party	Candidate	Absentee	Early	Election	Total
<b>Precinct A110 (Ballots Cast: 201)</b>					
<b>STATE REPRESENTATIVE 3rd Representative District, Vote For 1</b>					
	Randy BRIDGES	0 0.00%	0 0.00%	66 76.74%	66 76.74%
	Joni S. HOGANCAMP	0 0.00%	0 0.00%	20 23.26%	20 23.26%
	<b>Cast Votes:</b>	0 0.00%	0 0.00%	86 98.85%	86 98.85%
	<b>Over Votes:</b>	0 0.00%	0 0.00%	0 0.00%	0 0.00%
	<b>Under Votes:</b>	0 0.00%	0 0.00%	1 1.15%	1 1.15%
<b>JAILER, Vote For 1</b>					
	Greg GARRISON	0 0.00%	0 0.00%	24 30.38%	24 30.38%
	Bobby DENNIS	0 0.00%	0 0.00%	7 8.86%	7 8.86%
	David KNIGHT	0 0.00%	0 0.00%	48 60.76%	48 60.76%
	<b>Cast Votes:</b>	0 0.00%	0 0.00%	79 90.80%	79 90.80%
	<b>Over Votes:</b>	0 0.00%	0 0.00%	0 0.00%	0 0.00%
	<b>Under Votes:</b>	0 0.00%	0 0.00%	8 9.20%	8 9.20%
<b>COUNTY COMMISSIONER 2nd District, Vote For 1</b>					
	Richard BOX	0 0.00%	0 0.00%	38 50.00%	38 50.00%
	Jeff G. PARKER	0 0.00%	0 0.00%	38 50.00%	38 50.00%
	<b>Cast Votes:</b>	0 0.00%	0 0.00%	76 87.36%	76 87.36%
	<b>Over Votes:</b>	0 0.00%	0 0.00%	0 0.00%	0 0.00%
	<b>Under Votes:</b>	0 0.00%	0 0.00%	11 12.64%	11 12.64%
<b>COUNTY COMMISSIONER 3rd District, Vote For 1</b>					
	Eddie JONES	0 0.00%	0 0.00%	39 52.70%	39 52.70%
	Scott WATHEN	0 0.00%	0 0.00%	35 47.30%	35 47.30%
	<b>Cast Votes:</b>	0 0.00%	0 0.00%	74 85.06%	74 85.06%
	<b>Over Votes:</b>	0 0.00%	0 0.00%	0 0.00%	0 0.00%
	<b>Under Votes:</b>	0 0.00%	0 0.00%	13 14.94%	13 14.94%
<b>UNITED STATES REPRESENTATIVE in CONGRESS 1st Congressional District, Vote For 1</b>					
	Paul WALKER	0 0.00%	0 0.00%	69 72.63%	69 72.63%
	Alonzo PENNINGTON	0 0.00%	0 0.00%	26 27.37%	26 27.37%
	<b>Cast Votes:</b>	0 0.00%	0 0.00%	95 83.33%	95 83.33%
	<b>Over Votes:</b>	0 0.00%	0 0.00%	0 0.00%	0 0.00%
	<b>Under Votes:</b>	0 0.00%	0 0.00%	19 16.67%	19 16.67%
<b>PROPERTY VALUATION ADMINISTRATOR, Vote For 1</b>					
	Debbie HANNA	0 0.00%	0 0.00%	54 49.09%	54 49.09%
	Nancy D. BOCK	0 0.00%	0 0.00%	56 50.91%	56 50.91%
	<b>Cast Votes:</b>	0 0.00%	0 0.00%	110 96.49%	110 96.49%
	<b>Over Votes:</b>	0 0.00%	0 0.00%	0 0.00%	0 0.00%
	<b>Under Votes:</b>	0 0.00%	0 0.00%	4 3.51%	4 3.51%



**Precinct Report — Unofficial**

**PRIMARY ELECTION HELD ON — OFFICIAL BALLOT FOR McCracken County — May 22, 2018**

Total Number of Voters : 8,263 of 0 = 0.00%

Party	Candidate	Absentee	Early	Election	Total
<b>Precinct A110 (Ballots Cast: 201)</b>					
<b>JAILER, Vote For 1</b>					
	Dan L. SIMS	0 0.00%	0 0.00%	71 68.93%	71 68.93%
	Tonya D. RAY	0 0.00%	0 0.00%	7 6.80%	7 6.80%
	Paula RILEY	0 0.00%	0 0.00%	25 24.27%	25 24.27%
	<b>Cast Votes:</b>	0 0.00%	0 0.00%	103 90.35%	103 90.35%
	<b>Over Votes:</b>	0 0.00%	0 0.00%	0 0.00%	0 0.00%
	<b>Under Votes:</b>	0 0.00%	0 0.00%	11 9.65%	11 9.65%
<b>COUNTY COMMISSIONER 1st District, Vote For 1</b>					
	Charles OFFUTT	0 0.00%	0 0.00%	45 43.27%	45 43.27%
	Mark SCOTT	0 0.00%	0 0.00%	59 56.73%	59 56.73%
	<b>Cast Votes:</b>	0 0.00%	0 0.00%	104 91.23%	104 91.23%
	<b>Over Votes:</b>	0 0.00%	0 0.00%	0 0.00%	0 0.00%
	<b>Under Votes:</b>	0 0.00%	0 0.00%	10 8.77%	10 8.77%
<b>COUNTY COMMISSIONER 2nd District, Vote For 1</b>					
	Paul CARTER	0 0.00%	0 0.00%	42 37.84%	42 37.84%
	Jerry BEYER	0 0.00%	0 0.00%	69 62.16%	69 62.16%
	<b>Cast Votes:</b>	0 0.00%	0 0.00%	111 97.37%	111 97.37%
	<b>Over Votes:</b>	0 0.00%	0 0.00%	0 0.00%	0 0.00%
	<b>Under Votes:</b>	0 0.00%	0 0.00%	3 2.63%	3 2.63%

Precinct Report — Unofficial

PRIMARY ELECTION HELD ON — OFFICIAL BALLOT FOR McCRACKEN COUNTY — May 22, 2018

Total Number of Voters : 8,263 of 0 = 0.00%

Party	Candidate	Absentee	Early	Election	Total
<b>Precinct A112 (Ballots Cast: 246)</b>					
<b>STATE REPRESENTATIVE 3rd Representative District, Vote For 1</b>					
	Randy BRIDGES	0 0.00%	0 0.00%	71 67.62%	71 67.62%
	Joni S. HOGANCAMP	0 0.00%	0 0.00%	34 32.38%	34 32.38%
	<b>Cast Votes:</b>	0 0.00%	0 0.00%	105 99.06%	105 99.06%
	<b>Over Votes:</b>	0 0.00%	0 0.00%	0 0.00%	0 0.00%
	<b>Under Votes:</b>	0 0.00%	0 0.00%	1 0.94%	1 0.94%
<b>JAILER, Vote For 1</b>					
	Greg GARRISON	0 0.00%	0 0.00%	21 21.43%	21 21.43%
	Bobby DENNIS	0 0.00%	0 0.00%	12 12.24%	12 12.24%
	David KNIGHT	0 0.00%	0 0.00%	65 66.33%	65 66.33%
	<b>Cast Votes:</b>	0 0.00%	0 0.00%	98 92.45%	98 92.45%
	<b>Over Votes:</b>	0 0.00%	0 0.00%	0 0.00%	0 0.00%
	<b>Under Votes:</b>	0 0.00%	0 0.00%	8 7.55%	8 7.55%
<b>COUNTY COMMISSIONER 2nd District, Vote For 1</b>					
	Richard BOX	0 0.00%	0 0.00%	38 39.18%	38 39.18%
	Jeff G. PARKER	0 0.00%	0 0.00%	59 60.82%	59 60.82%
	<b>Cast Votes:</b>	0 0.00%	0 0.00%	97 91.51%	97 91.51%
	<b>Over Votes:</b>	0 0.00%	0 0.00%	0 0.00%	0 0.00%
	<b>Under Votes:</b>	0 0.00%	0 0.00%	9 8.49%	9 8.49%
<b>COUNTY COMMISSIONER 3rd District, Vote For 1</b>					
	Eddie JONES	0 0.00%	0 0.00%	49 51.58%	49 51.58%
	Scott WATHEN	0 0.00%	0 0.00%	46 48.42%	46 48.42%
	<b>Cast Votes:</b>	0 0.00%	0 0.00%	95 89.62%	95 89.62%
	<b>Over Votes:</b>	0 0.00%	0 0.00%	0 0.00%	0 0.00%
	<b>Under Votes:</b>	0 0.00%	0 0.00%	11 10.38%	11 10.38%
<b>UNITED STATES REPRESENTATIVE in CONGRESS 1st Congressional District, Vote For 1</b>					
	Paul WALKER	0 0.00%	0 0.00%	94 77.69%	94 77.69%
	Alonzo PENNINGTON	0 0.00%	0 0.00%	27 22.31%	27 22.31%
	<b>Cast Votes:</b>	0 0.00%	0 0.00%	121 86.43%	121 86.43%
	<b>Over Votes:</b>	0 0.00%	0 0.00%	0 0.00%	0 0.00%
	<b>Under Votes:</b>	0 0.00%	0 0.00%	19 13.57%	19 13.57%
<b>PROPERTY VALUATION ADMINISTRATOR, Vote For 1</b>					
	Debbie HANNA	0 0.00%	0 0.00%	44 31.65%	44 31.65%
	Nancy D. BOCK	0 0.00%	0 0.00%	95 68.35%	95 68.35%
	<b>Cast Votes:</b>	0 0.00%	0 0.00%	139 99.29%	139 99.29%
	<b>Over Votes:</b>	0 0.00%	0 0.00%	0 0.00%	0 0.00%
	<b>Under Votes:</b>	0 0.00%	0 0.00%	1 0.71%	1 0.71%

Precinct Report — Unofficial

PRIMARY ELECTION HELD ON — OFFICIAL BALLOT FOR McCRACKEN COUNTY — May 22, 2018

Total Number of Voters : 8,263 of 0 = 0.00%

Precincts Reporting 55 of 55 = 100.00%

Party	Candidate	Absentee	Early	Election	Total
<b>Precinct A112 (Ballots Cast: 246)</b>					
<b>JAILER, Vote For 1</b>					
	Dan L. SIMS	0 0.00%	0 0.00%	97 70.80%	97 70.80%
	Tonya D. RAY	0 0.00%	0 0.00%	8 5.84%	8 5.84%
	Paula RILEY	0 0.00%	0 0.00%	32 23.36%	32 23.36%
	<b>Cast Votes:</b>	<b>0 0.00%</b>	<b>0 0.00%</b>	<b>137 97.86%</b>	<b>137 97.86%</b>
	<b>Over Votes:</b>	<b>0 0.00%</b>	<b>0 0.00%</b>	<b>0 0.00%</b>	<b>0 0.00%</b>
	<b>Under Votes:</b>	<b>0 0.00%</b>	<b>0 0.00%</b>	<b>3 2.14%</b>	<b>3 2.14%</b>
<b>COUNTY COMMISSIONER 1st District, Vote For 1</b>					
	Charles OFFUTT	0 0.00%	0 0.00%	57 43.51%	57 43.51%
	Mark SCOTT	0 0.00%	0 0.00%	74 56.49%	74 56.49%
	<b>Cast Votes:</b>	<b>0 0.00%</b>	<b>0 0.00%</b>	<b>131 93.57%</b>	<b>131 93.57%</b>
	<b>Over Votes:</b>	<b>0 0.00%</b>	<b>0 0.00%</b>	<b>0 0.00%</b>	<b>0 0.00%</b>
	<b>Under Votes:</b>	<b>0 0.00%</b>	<b>0 0.00%</b>	<b>9 6.43%</b>	<b>9 6.43%</b>
<b>COUNTY COMMISSIONER 2nd District, Vote For 1</b>					
	Paul CARTER	0 0.00%	0 0.00%	47 34.31%	47 34.31%
	Jerry BEYER	0 0.00%	0 0.00%	90 65.69%	90 65.69%
	<b>Cast Votes:</b>	<b>0 0.00%</b>	<b>0 0.00%</b>	<b>137 97.86%</b>	<b>137 97.86%</b>
	<b>Over Votes:</b>	<b>0 0.00%</b>	<b>0 0.00%</b>	<b>0 0.00%</b>	<b>0 0.00%</b>
	<b>Under Votes:</b>	<b>0 0.00%</b>	<b>0 0.00%</b>	<b>3 2.14%</b>	<b>3 2.14%</b>

Precinct Report — Unofficial

PRIMARY ELECTION HELD ON — OFFICIAL BALLOT FOR McCRACKEN COUNTY — May 22, 2018

Total Number of Voters : 8,263 of 0 = 0.00%

Party	Candidate	Absentee	Early	Election	Total
<b>Precinct A113 (Ballots Cast: 205)</b>					
<b>STATE REPRESENTATIVE 6th Representative District, Vote For 1</b>					
	Chris FREELAND	0 0.00%	0 0.00%	56 63.64%	56 63.64%
	Randall D. FOX	0 0.00%	0 0.00%	32 36.36%	32 36.36%
	<b>Cast Votes:</b>	0 0.00%	0 0.00%	88 98.88%	88 98.88%
	<b>Over Votes:</b>	0 0.00%	0 0.00%	0 0.00%	0 0.00%
	<b>Under Votes:</b>	0 0.00%	0 0.00%	1 1.12%	1 1.12%
<b>JAILER, Vote For 1</b>					
	Greg GARRISON	0 0.00%	0 0.00%	16 18.60%	16 18.60%
	Bobby DENNIS	0 0.00%	0 0.00%	13 15.12%	13 15.12%
	David KNIGHT	0 0.00%	0 0.00%	57 66.28%	57 66.28%
	<b>Cast Votes:</b>	0 0.00%	0 0.00%	86 96.63%	86 96.63%
	<b>Over Votes:</b>	0 0.00%	0 0.00%	0 0.00%	0 0.00%
	<b>Under Votes:</b>	0 0.00%	0 0.00%	3 3.37%	3 3.37%
<b>COUNTY COMMISSIONER 2nd District, Vote For 1</b>					
	Richard BOX	0 0.00%	0 0.00%	32 38.55%	32 38.55%
	Jeff G. PARKER	0 0.00%	0 0.00%	51 61.45%	51 61.45%
	<b>Cast Votes:</b>	0 0.00%	0 0.00%	83 93.26%	83 93.26%
	<b>Over Votes:</b>	0 0.00%	0 0.00%	0 0.00%	0 0.00%
	<b>Under Votes:</b>	0 0.00%	0 0.00%	6 6.74%	6 6.74%
<b>COUNTY COMMISSIONER 3rd District, Vote For 1</b>					
	Eddie JONES	0 0.00%	0 0.00%	31 37.80%	31 37.80%
	Scott WATHEN	0 0.00%	0 0.00%	51 62.20%	51 62.20%
	<b>Cast Votes:</b>	0 0.00%	0 0.00%	82 92.13%	82 92.13%
	<b>Over Votes:</b>	0 0.00%	0 0.00%	0 0.00%	0 0.00%
	<b>Under Votes:</b>	0 0.00%	0 0.00%	7 7.87%	7 7.87%
<b>UNITED STATES REPRESENTATIVE in CONGRESS 1st Congressional District, Vote For 1</b>					
	Paul WALKER	0 0.00%	0 0.00%	78 74.29%	78 74.29%
	Alonzo PENNINGTON	0 0.00%	0 0.00%	27 25.71%	27 25.71%
	<b>Cast Votes:</b>	0 0.00%	0 0.00%	105 90.52%	105 90.52%
	<b>Over Votes:</b>	0 0.00%	0 0.00%	0 0.00%	0 0.00%
	<b>Under Votes:</b>	0 0.00%	0 0.00%	11 9.48%	11 9.48%
<b>STATE REPRESENTATIVE 6th Representative District, Vote For 1</b>					
	Al CUNNINGHAM	0 0.00%	0 0.00%	28 25.93%	28 25.93%
	Linda Story EDWARDS	0 0.00%	0 0.00%	44 40.74%	44 40.74%
	Drew WILLIAMS	0 0.00%	0 0.00%	36 33.33%	36 33.33%
	<b>Cast Votes:</b>	0 0.00%	0 0.00%	108 93.10%	108 93.10%
	<b>Over Votes:</b>	0 0.00%	0 0.00%	0 0.00%	0 0.00%
	<b>Under Votes:</b>	0 0.00%	0 0.00%	8 6.90%	8 6.90%

Precinct Report — Unofficial

PRIMARY ELECTION HELD ON — OFFICIAL BALLOT FOR McCRACKEN COUNTY — May 22, 2018

Total Number of Voters : 8,263 of 0 = 0.00%

Party	Candidate	Absentee		Early		Election		Total	
<b>Precinct A113 (Ballots Cast: 205)</b>									
<b>PROPERTY VALUATION ADMINISTRATOR, Vote For 1</b>									
	Debbie HANNA	0	0.00%	0	0.00%	48	42.11%	48	42.11%
	Nancy D. BOCK	0	0.00%	0	0.00%	66	57.89%	66	57.89%
	<b>Cast Votes:</b>	0	0.00%	0	0.00%	114	98.28%	114	98.28%
	<b>Over Votes:</b>	0	0.00%	0	0.00%	0	0.00%	0	0.00%
	<b>Under Votes:</b>	0	0.00%	0	0.00%	2	1.72%	2	1.72%
<b>JAILER, Vote For 1</b>									
	Dan L. SIMS	0	0.00%	0	0.00%	86	76.79%	86	76.79%
	Tonya D. RAY	0	0.00%	0	0.00%	7	6.25%	7	6.25%
	Paula RILEY	0	0.00%	0	0.00%	19	16.96%	19	16.96%
	<b>Cast Votes:</b>	0	0.00%	0	0.00%	112	96.55%	112	96.55%
	<b>Over Votes:</b>	0	0.00%	0	0.00%	0	0.00%	0	0.00%
	<b>Under Votes:</b>	0	0.00%	0	0.00%	4	3.45%	4	3.45%
<b>COUNTY COMMISSIONER 1st District, Vote For 1</b>									
	Charles OFFUTT	0	0.00%	0	0.00%	48	42.86%	48	42.86%
	Mark SCOTT	0	0.00%	0	0.00%	64	57.14%	64	57.14%
	<b>Cast Votes:</b>	0	0.00%	0	0.00%	112	96.55%	112	96.55%
	<b>Over Votes:</b>	0	0.00%	0	0.00%	0	0.00%	0	0.00%
	<b>Under Votes:</b>	0	0.00%	0	0.00%	4	3.45%	4	3.45%
<b>COUNTY COMMISSIONER 2nd District, Vote For 1</b>									
	Paul CARTER	0	0.00%	0	0.00%	40	35.71%	40	35.71%
	Jerry BEYER	0	0.00%	0	0.00%	72	64.29%	72	64.29%
	<b>Cast Votes:</b>	0	0.00%	0	0.00%	112	96.55%	112	96.55%
	<b>Over Votes:</b>	0	0.00%	0	0.00%	0	0.00%	0	0.00%
	<b>Under Votes:</b>	0	0.00%	0	0.00%	4	3.45%	4	3.45%

**Precinct Report — Unofficial**

**PRIMARY ELECTION HELD ON — OFFICIAL BALLOT FOR McCRACKEN COUNTY — May 22, 2018**

Page 15 of 110

05/22/2018 07:57 PM

Precincts Reporting 55 of 55 = 100.00%

Total Number of Voters : 8,263 of 0 = 0.00%

Party	Candidate	Absentee	Early	Election	Total
<b>Precinct A114 (Ballots Cast: 205)</b>					
<b>STATE REPRESENTATIVE 3rd Representative District, Vote For 1</b>					
	Randy BRIDGES	0 0.00%	0 0.00%	67 73.63%	67 73.63%
	Joni S. HOGANCAMP	0 0.00%	0 0.00%	24 26.37%	24 26.37%
	<b>Cast Votes:</b>	0 0.00%	0 0.00%	91 100.00%	91 100.00%
	<b>Over Votes:</b>	0 0.00%	0 0.00%	0 0.00%	0 0.00%
	<b>Under Votes:</b>	0 0.00%	0 0.00%	0 0.00%	0 0.00%
<b>JAILER, Vote For 1</b>					
	Greg GARRISON	0 0.00%	0 0.00%	19 24.05%	19 24.05%
	Bobby DENNIS	0 0.00%	0 0.00%	2 2.53%	2 2.53%
	David KNIGHT	0 0.00%	0 0.00%	58 73.42%	58 73.42%
	<b>Cast Votes:</b>	0 0.00%	0 0.00%	79 86.81%	79 86.81%
	<b>Over Votes:</b>	0 0.00%	0 0.00%	0 0.00%	0 0.00%
	<b>Under Votes:</b>	0 0.00%	0 0.00%	12 13.19%	12 13.19%
<b>COUNTY COMMISSIONER 2nd District, Vote For 1</b>					
	Richard BOX	0 0.00%	0 0.00%	33 42.31%	33 42.31%
	Jeff G. PARKER	0 0.00%	0 0.00%	45 57.69%	45 57.69%
	<b>Cast Votes:</b>	0 0.00%	0 0.00%	78 85.71%	78 85.71%
	<b>Over Votes:</b>	0 0.00%	0 0.00%	0 0.00%	0 0.00%
	<b>Under Votes:</b>	0 0.00%	0 0.00%	13 14.29%	13 14.29%
<b>COUNTY COMMISSIONER 3rd District, Vote For 1</b>					
	Eddie JONES	0 0.00%	0 0.00%	43 55.84%	43 55.84%
	Scott WATHEN	0 0.00%	0 0.00%	34 44.16%	34 44.16%
	<b>Cast Votes:</b>	0 0.00%	0 0.00%	77 84.62%	77 84.62%
	<b>Over Votes:</b>	0 0.00%	0 0.00%	0 0.00%	0 0.00%
	<b>Under Votes:</b>	0 0.00%	0 0.00%	14 15.38%	14 15.38%
<b>UNITED STATES REPRESENTATIVE in CONGRESS 1st Congressional District, Vote For 1</b>					
	Paul WALKER	0 0.00%	0 0.00%	77 76.24%	77 76.24%
	Alonzo PENNINGTON	0 0.00%	0 0.00%	24 23.76%	24 23.76%
	<b>Cast Votes:</b>	0 0.00%	0 0.00%	101 88.60%	101 88.60%
	<b>Over Votes:</b>	0 0.00%	0 0.00%	0 0.00%	0 0.00%
	<b>Under Votes:</b>	0 0.00%	0 0.00%	13 11.40%	13 11.40%
<b>PROPERTY VALUATION ADMINISTRATOR, Vote For 1</b>					
	Debbie HANNA	0 0.00%	0 0.00%	46 40.71%	46 40.71%
	Nancy D. BOCK	0 0.00%	0 0.00%	67 59.29%	67 59.29%
	<b>Cast Votes:</b>	0 0.00%	0 0.00%	113 99.12%	113 99.12%
	<b>Over Votes:</b>	0 0.00%	0 0.00%	0 0.00%	0 0.00%
	<b>Under Votes:</b>	0 0.00%	0 0.00%	1 0.88%	1 0.88%

Precinct Report — Unofficial

PRIMARY ELECTION HELD ON — OFFICIAL BALLOT FOR McCRACKEN COUNTY — May 22, 2018

Total Number of Voters : 8,263 of 0 = 0.00%

Party	Candidate	Absentee	Early	Election	Total
<b>Precinct A114 (Ballots Cast: 205)</b>					
<b>JAILER, Vote For 1</b>					
	Dan L. SIMS	0 0.00%	0 0.00%	88 80.00%	88 80.00%
	Tonya D. RAY	0 0.00%	0 0.00%	7 6.36%	7 6.36%
	Paula RILEY	0 0.00%	0 0.00%	15 13.64%	15 13.64%
	<b>Cast Votes:</b>	<b>0 0.00%</b>	<b>0 0.00%</b>	<b>110 96.49%</b>	<b>110 96.49%</b>
	<b>Over Votes:</b>	<b>0 0.00%</b>	<b>0 0.00%</b>	<b>0 0.00%</b>	<b>0 0.00%</b>
	<b>Under Votes:</b>	<b>0 0.00%</b>	<b>0 0.00%</b>	<b>4 3.51%</b>	<b>4 3.51%</b>
<b>COUNTY COMMISSIONER 1st District, Vote For 1</b>					
	Charles OFFUTT	0 0.00%	0 0.00%	71 65.14%	71 65.14%
	Mark SCOTT	0 0.00%	0 0.00%	38 34.86%	38 34.86%
	<b>Cast Votes:</b>	<b>0 0.00%</b>	<b>0 0.00%</b>	<b>109 95.61%</b>	<b>109 95.61%</b>
	<b>Over Votes:</b>	<b>0 0.00%</b>	<b>0 0.00%</b>	<b>0 0.00%</b>	<b>0 0.00%</b>
	<b>Under Votes:</b>	<b>0 0.00%</b>	<b>0 0.00%</b>	<b>5 4.39%</b>	<b>5 4.39%</b>
<b>COUNTY COMMISSIONER 2nd District, Vote For 1</b>					
	Paul CARTER	0 0.00%	0 0.00%	32 29.36%	32 29.36%
	Jerry BEYER	0 0.00%	0 0.00%	77 70.64%	77 70.64%
	<b>Cast Votes:</b>	<b>0 0.00%</b>	<b>0 0.00%</b>	<b>109 95.61%</b>	<b>109 95.61%</b>
	<b>Over Votes:</b>	<b>0 0.00%</b>	<b>0 0.00%</b>	<b>0 0.00%</b>	<b>0 0.00%</b>
	<b>Under Votes:</b>	<b>0 0.00%</b>	<b>0 0.00%</b>	<b>5 4.39%</b>	<b>5 4.39%</b>

# Precinct Report — Unofficial

## PRIMARY ELECTION HELD ON — OFFICIAL BALLOT FOR McCRACKEN COUNTY — May 22, 2018

Page 17 of 110

05/22/2018 07:57 PM

Precincts Reporting 55 of 55 = 100.00%

Total Number of Voters : 8,263 of 0 = 0.00%

Party	Candidate	Absentee	Early	Election	Total
<b>Precinct A115 (Ballots Cast: 88)</b>					
<b>STATE REPRESENTATIVE 3rd Representative District, Vote For 1</b>					
	Randy BRIDGES	0 0.00%	0 0.00%	12 57.14%	12 57.14%
	Joni S. HOGANCAMP	0 0.00%	0 0.00%	9 42.86%	9 42.86%
	<b>Cast Votes:</b>	0 0.00%	0 0.00%	21 95.45%	21 95.45%
	<b>Over Votes:</b>	0 0.00%	0 0.00%	0 0.00%	0 0.00%
	<b>Under Votes:</b>	0 0.00%	0 0.00%	1 4.55%	1 4.55%
<b>JAILER, Vote For 1</b>					
	Greg GARRISON	0 0.00%	0 0.00%	4 20.00%	4 20.00%
	Bobby DENNIS	0 0.00%	0 0.00%	4 20.00%	4 20.00%
	David KNIGHT	0 0.00%	0 0.00%	12 60.00%	12 60.00%
	<b>Cast Votes:</b>	0 0.00%	0 0.00%	20 90.91%	20 90.91%
	<b>Over Votes:</b>	0 0.00%	0 0.00%	0 0.00%	0 0.00%
	<b>Under Votes:</b>	0 0.00%	0 0.00%	2 9.09%	2 9.09%
<b>COUNTY COMMISSIONER 2nd District, Vote For 1</b>					
	Richard BOX	0 0.00%	0 0.00%	6 33.33%	6 33.33%
	Jeff G. PARKER	0 0.00%	0 0.00%	12 66.67%	12 66.67%
	<b>Cast Votes:</b>	0 0.00%	0 0.00%	18 81.82%	18 81.82%
	<b>Over Votes:</b>	0 0.00%	0 0.00%	0 0.00%	0 0.00%
	<b>Under Votes:</b>	0 0.00%	0 0.00%	4 18.18%	4 18.18%
<b>COUNTY COMMISSIONER 3rd District, Vote For 1</b>					
	Eddie JONES	0 0.00%	0 0.00%	12 63.16%	12 63.16%
	Scott WATHEN	0 0.00%	0 0.00%	7 36.84%	7 36.84%
	<b>Cast Votes:</b>	0 0.00%	0 0.00%	19 86.36%	19 86.36%
	<b>Over Votes:</b>	0 0.00%	0 0.00%	0 0.00%	0 0.00%
	<b>Under Votes:</b>	0 0.00%	0 0.00%	3 13.64%	3 13.64%
<b>UNITED STATES REPRESENTATIVE in CONGRESS 1st Congressional District, Vote For 1</b>					
	Paul WALKER	0 0.00%	0 0.00%	46 79.31%	46 79.31%
	Alonzo PENNINGTON	0 0.00%	0 0.00%	12 20.69%	12 20.69%
	<b>Cast Votes:</b>	0 0.00%	0 0.00%	58 87.88%	58 87.88%
	<b>Over Votes:</b>	0 0.00%	0 0.00%	0 0.00%	0 0.00%
	<b>Under Votes:</b>	0 0.00%	0 0.00%	8 12.12%	8 12.12%
<b>PROPERTY VALUATION ADMINISTRATOR, Vote For 1</b>					
	Debbie HANNA	0 0.00%	0 0.00%	21 33.33%	21 33.33%
	Nancy D. BOCK	0 0.00%	0 0.00%	42 66.67%	42 66.67%
	<b>Cast Votes:</b>	0 0.00%	0 0.00%	63 95.45%	63 95.45%
	<b>Over Votes:</b>	0 0.00%	0 0.00%	0 0.00%	0 0.00%
	<b>Under Votes:</b>	0 0.00%	0 0.00%	3 4.55%	3 4.55%



**Precinct Report — Unofficial**  
**PRIMARY ELECTION HELD ON — OFFICIAL BALLOT FOR McCRACKEN COUNTY — May 22, 2018**

Total Number of Voters : 8,263 of 0 = 0.00%

Party	Candidate	Absentee	Early	Election	Total
<b>Precinct A115 (Ballots Cast: 88)</b>					
<b>JAILER, Vote For 1</b>					
	Dan L. SIMS	0 0.00%	0 0.00%	46 74.19%	46 74.19%
	Tonya D. RAY	0 0.00%	0 0.00%	5 8.06%	5 8.06%
	Paula RILEY	0 0.00%	0 0.00%	11 17.74%	11 17.74%
	<b>Cast Votes:</b>	0 0.00%	0 0.00%	62 93.94%	62 93.94%
	<b>Over Votes:</b>	0 0.00%	0 0.00%	0 0.00%	0 0.00%
	<b>Under Votes:</b>	0 0.00%	0 0.00%	4 6.06%	4 6.06%
<b>COUNTY COMMISSIONER 1st District, Vote For 1</b>					
	Charles OFFUTT	0 0.00%	0 0.00%	26 41.27%	26 41.27%
	Mark SCOTT	0 0.00%	0 0.00%	37 58.73%	37 58.73%
	<b>Cast Votes:</b>	0 0.00%	0 0.00%	63 95.45%	63 95.45%
	<b>Over Votes:</b>	0 0.00%	0 0.00%	0 0.00%	0 0.00%
	<b>Under Votes:</b>	0 0.00%	0 0.00%	3 4.55%	3 4.55%
<b>COUNTY COMMISSIONER 2nd District, Vote For 1</b>					
	Paul CARTER	0 0.00%	0 0.00%	24 36.92%	24 36.92%
	Jerry BEYER	0 0.00%	0 0.00%	41 63.08%	41 63.08%
	<b>Cast Votes:</b>	0 0.00%	0 0.00%	65 98.48%	65 98.48%
	<b>Over Votes:</b>	0 0.00%	0 0.00%	0 0.00%	0 0.00%
	<b>Under Votes:</b>	0 0.00%	0 0.00%	1 1.52%	1 1.52%

Precinct Report — Unofficial

PRIMARY ELECTION HELD ON — OFFICIAL BALLOT FOR McCRACKEN COUNTY — May 22, 2018

Total Number of Voters : 8,263 of 0 = 0.00%

Party	Candidate	Absentee	Early	Election	Total
<b>Precinct A116 (Ballots Cast: 213)</b>					
<b>STATE REPRESENTATIVE 3rd Representative District, Vote For 1</b>					
	Randy BRIDGES	0 0.00%	0 0.00%	61 72.62%	61 72.62%
	Joni S. HOGANCAMP	0 0.00%	0 0.00%	23 27.38%	23 27.38%
	<b>Cast Votes:</b>	0 0.00%	0 0.00%	84 100.00%	84 100.00%
	<b>Over Votes:</b>	0 0.00%	0 0.00%	0 0.00%	0 0.00%
	<b>Under Votes:</b>	0 0.00%	0 0.00%	0 0.00%	0 0.00%
<b>JAILER, Vote For 1</b>					
	Greg GARRISON	0 0.00%	0 0.00%	20 26.67%	20 26.67%
	Bobby DENNIS	0 0.00%	0 0.00%	7 9.33%	7 9.33%
	David KNIGHT	0 0.00%	0 0.00%	48 64.00%	48 64.00%
	<b>Cast Votes:</b>	0 0.00%	0 0.00%	75 89.29%	75 89.29%
	<b>Over Votes:</b>	0 0.00%	0 0.00%	0 0.00%	0 0.00%
	<b>Under Votes:</b>	0 0.00%	0 0.00%	9 10.71%	9 10.71%
<b>COUNTY COMMISSIONER 2nd District, Vote For 1</b>					
	Richard BOX	0 0.00%	0 0.00%	33 41.25%	33 41.25%
	Jeff G. PARKER	0 0.00%	0 0.00%	47 58.75%	47 58.75%
	<b>Cast Votes:</b>	0 0.00%	0 0.00%	80 95.24%	80 95.24%
	<b>Over Votes:</b>	0 0.00%	0 0.00%	0 0.00%	0 0.00%
	<b>Under Votes:</b>	0 0.00%	0 0.00%	4 4.76%	4 4.76%
<b>COUNTY COMMISSIONER 3rd District, Vote For 1</b>					
	Eddie JONES	0 0.00%	0 0.00%	43 54.43%	43 54.43%
	Scott WATHEN	0 0.00%	0 0.00%	36 45.57%	36 45.57%
	<b>Cast Votes:</b>	0 0.00%	0 0.00%	79 94.05%	79 94.05%
	<b>Over Votes:</b>	0 0.00%	0 0.00%	0 0.00%	0 0.00%
	<b>Under Votes:</b>	0 0.00%	0 0.00%	5 5.95%	5 5.95%
<b>UNITED STATES REPRESENTATIVE in CONGRESS 1st Congressional District, Vote For 1</b>					
	Paul WALKER	0 0.00%	0 0.00%	101 83.47%	101 83.47%
	Alonzo PENNINGTON	0 0.00%	0 0.00%	20 16.53%	20 16.53%
	<b>Cast Votes:</b>	0 0.00%	0 0.00%	121 93.80%	121 93.80%
	<b>Over Votes:</b>	0 0.00%	0 0.00%	0 0.00%	0 0.00%
	<b>Under Votes:</b>	0 0.00%	0 0.00%	8 6.20%	8 6.20%
<b>PROPERTY VALUATION ADMINISTRATOR, Vote For 1</b>					
	Debbie HANNA	0 0.00%	0 0.00%	54 42.19%	54 42.19%
	Nancy D. BOCK	0 0.00%	0 0.00%	74 57.81%	74 57.81%
	<b>Cast Votes:</b>	0 0.00%	0 0.00%	128 99.22%	128 99.22%
	<b>Over Votes:</b>	0 0.00%	0 0.00%	0 0.00%	0 0.00%
	<b>Under Votes:</b>	0 0.00%	0 0.00%	1 0.78%	1 0.78%

**Precinct Report — Unofficial**

**PRIMARY ELECTION HELD ON — OFFICIAL BALLOT FOR McCRACKEN COUNTY — May 22, 2018**

Page 20 of 110

05/22/2018 07:57 PM

Precincts Reporting 55 of 55 = 100.00%

Total Number of Voters : 8,263 of 0 = 0.00%

Party	Candidate	Absentee	Early	Election	Total
<b>Precinct A116 (Ballots Cast: 213)</b>					
<b>JAILER, Vote For 1</b>					
	Dan L. SIMS	0 0.00%	0 0.00%	80 63.49%	80 63.49%
	Tonya D. RAY	0 0.00%	0 0.00%	13 10.32%	13 10.32%
	Paula RILEY	0 0.00%	0 0.00%	33 26.19%	33 26.19%
	<b>Cast Votes:</b>	0 0.00%	0 0.00%	126 97.67%	126 97.67%
	<b>Over Votes:</b>	0 0.00%	0 0.00%	0 0.00%	0 0.00%
	<b>Under Votes:</b>	0 0.00%	0 0.00%	3 2.33%	3 2.33%
<b>COUNTY COMMISSIONER 1st District, Vote For 1</b>					
	Charles OFFUTT	0 0.00%	0 0.00%	45 38.14%	45 38.14%
	Mark SCOTT	0 0.00%	0 0.00%	73 61.86%	73 61.86%
	<b>Cast Votes:</b>	0 0.00%	0 0.00%	118 91.47%	118 91.47%
	<b>Over Votes:</b>	0 0.00%	0 0.00%	0 0.00%	0 0.00%
	<b>Under Votes:</b>	0 0.00%	0 0.00%	11 8.53%	11 8.53%
<b>COUNTY COMMISSIONER 2nd District, Vote For 1</b>					
	Paul CARTER	0 0.00%	0 0.00%	50 41.32%	50 41.32%
	Jerry BEYER	0 0.00%	0 0.00%	71 58.68%	71 58.68%
	<b>Cast Votes:</b>	0 0.00%	0 0.00%	121 93.80%	121 93.80%
	<b>Over Votes:</b>	0 0.00%	0 0.00%	0 0.00%	0 0.00%
	<b>Under Votes:</b>	0 0.00%	0 0.00%	8 6.20%	8 6.20%

**Precinct Report — Unofficial**

**PRIMARY ELECTION HELD ON — OFFICIAL BALLOT FOR McCRACKEN COUNTY — May 22, 2018**

Total Number of Voters : 8,263 of 0 = 0.00%

Party	Candidate	Absentee	Early	Election	Total
<b>Precinct A117 (Ballots Cast: 10)</b>					
<b>STATE REPRESENTATIVE 3rd Representative District, Vote For 1</b>					
	Randy BRIDGES	0 0.00%	0 0.00%	1 33.33%	1 33.33%
	Joni S. HOGANCAMP	0 0.00%	0 0.00%	2 66.67%	2 66.67%
	<b>Cast Votes:</b>	0 0.00%	0 0.00%	3 100.00%	3 100.00%
	<b>Over Votes:</b>	0 0.00%	0 0.00%	0 0.00%	0 0.00%
	<b>Under Votes:</b>	0 0.00%	0 0.00%	0 0.00%	0 0.00%
<b>JAILER, Vote For 1</b>					
	Greg GARRISON	0 0.00%	0 0.00%	2 66.67%	2 66.67%
	Bobby DENNIS	0 0.00%	0 0.00%	0 0.00%	0 0.00%
	David KNIGHT	0 0.00%	0 0.00%	1 33.33%	1 33.33%
	<b>Cast Votes:</b>	0 0.00%	0 0.00%	3 100.00%	3 100.00%
	<b>Over Votes:</b>	0 0.00%	0 0.00%	0 0.00%	0 0.00%
	<b>Under Votes:</b>	0 0.00%	0 0.00%	0 0.00%	0 0.00%
<b>COUNTY COMMISSIONER 2nd District, Vote For 1</b>					
	Richard BOX	0 0.00%	0 0.00%	3 100.00%	3 100.00%
	Jeff G. PARKER	0 0.00%	0 0.00%	0 0.00%	0 0.00%
	<b>Cast Votes:</b>	0 0.00%	0 0.00%	3 100.00%	3 100.00%
	<b>Over Votes:</b>	0 0.00%	0 0.00%	0 0.00%	0 0.00%
	<b>Under Votes:</b>	0 0.00%	0 0.00%	0 0.00%	0 0.00%
<b>COUNTY COMMISSIONER 3rd District, Vote For 1</b>					
	Eddie JONES	0 0.00%	0 0.00%	1 33.33%	1 33.33%
	Scott WATHEN	0 0.00%	0 0.00%	2 66.67%	2 66.67%
	<b>Cast Votes:</b>	0 0.00%	0 0.00%	3 100.00%	3 100.00%
	<b>Over Votes:</b>	0 0.00%	0 0.00%	0 0.00%	0 0.00%
	<b>Under Votes:</b>	0 0.00%	0 0.00%	0 0.00%	0 0.00%
<b>UNITED STATES REPRESENTATIVE in CONGRESS 1st Congressional District, Vote For 1</b>					
	Paul WALKER	0 0.00%	0 0.00%	7 100.00%	7 100.00%
	Alonzo PENNINGTON	0 0.00%	0 0.00%	0 0.00%	0 0.00%
	<b>Cast Votes:</b>	0 0.00%	0 0.00%	7 100.00%	7 100.00%
	<b>Over Votes:</b>	0 0.00%	0 0.00%	0 0.00%	0 0.00%
	<b>Under Votes:</b>	0 0.00%	0 0.00%	0 0.00%	0 0.00%
<b>PROPERTY VALUATION ADMINISTRATOR, Vote For 1</b>					
	Debbie HANNA	0 0.00%	0 0.00%	5 83.33%	5 83.33%
	Nancy D. BOCK	0 0.00%	0 0.00%	1 16.67%	1 16.67%
	<b>Cast Votes:</b>	0 0.00%	0 0.00%	6 85.71%	6 85.71%
	<b>Over Votes:</b>	0 0.00%	0 0.00%	0 0.00%	0 0.00%
	<b>Under Votes:</b>	0 0.00%	0 0.00%	1 14.29%	1 14.29%

**Precinct Report — Unofficial**

**PRIMARY ELECTION HELD ON — OFFICIAL BALLOT FOR McCRACKEN COUNTY — May 22, 2018**

Precincts Reporting 55 of 55 = 100.00%

Total Number of Voters : 8,263 of 0 = 0.00%

Party	Candidate	Absentee	Early	Election	Total
<b>Precinct A117 (Ballots Cast: 10)</b>					
<b>JAILER, Vote For 1</b>					
	Dan L. SIMS	0 0.00%	0 0.00%	4 66.67%	4 66.67%
	Tonya D. RAY	0 0.00%	0 0.00%	0 0.00%	0 0.00%
	Paula RILEY	0 0.00%	0 0.00%	2 33.33%	2 33.33%
	<b>Cast Votes:</b>	0 0.00%	0 0.00%	6 85.71%	6 85.71%
	<b>Over Votes:</b>	0 0.00%	0 0.00%	0 0.00%	0 0.00%
	<b>Under Votes:</b>	0 0.00%	0 0.00%	1 14.29%	1 14.29%
<b>COUNTY COMMISSIONER 1st District, Vote For 1</b>					
	Charles OFFUTT	0 0.00%	0 0.00%	1 14.29%	1 14.29%
	Mark SCOTT	0 0.00%	0 0.00%	6 85.71%	6 85.71%
	<b>Cast Votes:</b>	0 0.00%	0 0.00%	7 100.00%	7 100.00%
	<b>Over Votes:</b>	0 0.00%	0 0.00%	0 0.00%	0 0.00%
	<b>Under Votes:</b>	0 0.00%	0 0.00%	0 0.00%	0 0.00%
<b>COUNTY COMMISSIONER 2nd District, Vote For 1</b>					
	Paul CARTER	0 0.00%	0 0.00%	2 33.33%	2 33.33%
	Jerry BEYER	0 0.00%	0 0.00%	4 66.67%	4 66.67%
	<b>Cast Votes:</b>	0 0.00%	0 0.00%	6 85.71%	6 85.71%
	<b>Over Votes:</b>	0 0.00%	0 0.00%	0 0.00%	0 0.00%
	<b>Under Votes:</b>	0 0.00%	0 0.00%	1 14.29%	1 14.29%

Precinct Report — Unofficial

PRIMARY ELECTION HELD ON — OFFICIAL BALLOT FOR McCRACKEN COUNTY — May 22, 2018

Total Number of Voters : 8,263 of 0 = 0.00%

Party	Candidate	Absentee	Early	Election	Total
<b>Precinct A118 (Ballots Cast: 212)</b>					
<b>JAILER, Vote For 1</b>					
	Greg GARRISON	0 0.00%	0 0.00%	16 18.82%	16 18.82%
	Bobby DENNIS	0 0.00%	0 0.00%	17 20.00%	17 20.00%
	David KNIGHT	0 0.00%	0 0.00%	52 61.18%	52 61.18%
	<b>Cast Votes:</b>	0 0.00%	0 0.00%	85 97.70%	85 97.70%
	<b>Over Votes:</b>	0 0.00%	0 0.00%	0 0.00%	0 0.00%
	<b>Under Votes:</b>	0 0.00%	0 0.00%	2 2.30%	2 2.30%
<b>COUNTY COMMISSIONER 2nd District, Vote For 1</b>					
	Richard BOX	0 0.00%	0 0.00%	35 40.70%	35 40.70%
	Jeff G. PARKER	0 0.00%	0 0.00%	51 59.30%	51 59.30%
	<b>Cast Votes:</b>	0 0.00%	0 0.00%	86 98.85%	86 98.85%
	<b>Over Votes:</b>	0 0.00%	0 0.00%	0 0.00%	0 0.00%
	<b>Under Votes:</b>	0 0.00%	0 0.00%	1 1.15%	1 1.15%
<b>COUNTY COMMISSIONER 3rd District, Vote For 1</b>					
	Eddie JONES	0 0.00%	0 0.00%	38 45.78%	38 45.78%
	Scott WATHEN	0 0.00%	0 0.00%	45 54.22%	45 54.22%
	<b>Cast Votes:</b>	0 0.00%	0 0.00%	83 95.40%	83 95.40%
	<b>Over Votes:</b>	0 0.00%	0 0.00%	0 0.00%	0 0.00%
	<b>Under Votes:</b>	0 0.00%	0 0.00%	4 4.60%	4 4.60%
<b>UNITED STATES REPRESENTATIVE in CONGRESS 1st Congressional District, Vote For 1</b>					
	Paul WALKER	0 0.00%	0 0.00%	89 80.91%	89 80.91%
	Alonzo PENNINGTON	0 0.00%	0 0.00%	21 19.09%	21 19.09%
	<b>Cast Votes:</b>	0 0.00%	0 0.00%	110 88.00%	110 88.00%
	<b>Over Votes:</b>	0 0.00%	0 0.00%	0 0.00%	0 0.00%
	<b>Under Votes:</b>	0 0.00%	0 0.00%	15 12.00%	15 12.00%
<b>PROPERTY VALUATION ADMINISTRATOR, Vote For 1</b>					
	Debbie HANNA	0 0.00%	0 0.00%	48 40.68%	48 40.68%
	Nancy D. BOCK	0 0.00%	0 0.00%	70 59.32%	70 59.32%
	<b>Cast Votes:</b>	0 0.00%	0 0.00%	118 94.40%	118 94.40%
	<b>Over Votes:</b>	0 0.00%	0 0.00%	1 0.80%	1 0.80%
	<b>Under Votes:</b>	0 0.00%	0 0.00%	6 4.80%	6 4.80%
<b>JAILER, Vote For 1</b>					
	Dan L. SIMS	0 0.00%	0 0.00%	91 77.12%	91 77.12%
	Tonya D. RAY	0 0.00%	0 0.00%	14 11.86%	14 11.86%
	Paula RILEY	0 0.00%	0 0.00%	13 11.02%	13 11.02%
	<b>Cast Votes:</b>	0 0.00%	0 0.00%	118 94.40%	118 94.40%
	<b>Over Votes:</b>	0 0.00%	0 0.00%	1 0.80%	1 0.80%
	<b>Under Votes:</b>	0 0.00%	0 0.00%	6 4.80%	6 4.80%

**Precinct Report — Unofficial**

**PRIMARY ELECTION HELD ON — OFFICIAL BALLOT FOR McCRACKEN COUNTY — May 22, 2018**

Total Number of Voters : 8,263 of 0 = 0.00%

Party	Candidate	Absentee	Early	Election	Total
<b>Precinct A118 (Ballots Cast: 212)</b>					
<b>COUNTY COMMISSIONER 1st District, Vote For 1</b>					
	Charles OFFUTT	0 0.00%	0 0.00%	45 38.79%	45 38.79%
	Mark SCOTT	0 0.00%	0 0.00%	71 61.21%	71 61.21%
	<b>Cast Votes:</b>	0 0.00%	0 0.00%	116 92.80%	116 92.80%
	<b>Over Votes:</b>	0 0.00%	0 0.00%	0 0.00%	0 0.00%
	<b>Under Votes:</b>	0 0.00%	0 0.00%	9 7.20%	9 7.20%
<b>COUNTY COMMISSIONER 2nd District, Vote For 1</b>					
	Paul CARTER	0 0.00%	0 0.00%	42 33.87%	42 33.87%
	Jerry BEYER	0 0.00%	0 0.00%	82 66.13%	82 66.13%
	<b>Cast Votes:</b>	0 0.00%	0 0.00%	124 99.20%	124 99.20%
	<b>Over Votes:</b>	0 0.00%	0 0.00%	0 0.00%	0 0.00%
	<b>Under Votes:</b>	0 0.00%	0 0.00%	1 0.80%	1 0.80%

**Precinct Report — Unofficial**

**PRIMARY ELECTION HELD ON — OFFICIAL BALLOT FOR McCRACKEN COUNTY — May 22, 2018**

Total Number of Voters : 8,263 of 0 = 0.00%

Party	Candidate	Absentee	Early	Election	Total
<b>Precinct A119A (Ballots Cast: 108)</b>					
<b>STATE REPRESENTATIVE 3rd Representative District, Vote For 1</b>					
	Randy BRIDGES	0 0.00%	0 0.00%	13 54.17%	13 54.17%
	Joni S. HOGANCAMP	0 0.00%	0 0.00%	11 45.83%	11 45.83%
	<b>Cast Votes:</b>	0 0.00%	0 0.00%	24 100.00%	24 100.00%
	<b>Over Votes:</b>	0 0.00%	0 0.00%	0 0.00%	0 0.00%
	<b>Under Votes:</b>	0 0.00%	0 0.00%	0 0.00%	0 0.00%
<b>JAILER, Vote For 1</b>					
	Greg GARRISON	0 0.00%	0 0.00%	9 37.50%	9 37.50%
	Bobby DENNIS	0 0.00%	0 0.00%	3 12.50%	3 12.50%
	David KNIGHT	0 0.00%	0 0.00%	12 50.00%	12 50.00%
	<b>Cast Votes:</b>	0 0.00%	0 0.00%	24 100.00%	24 100.00%
	<b>Over Votes:</b>	0 0.00%	0 0.00%	0 0.00%	0 0.00%
	<b>Under Votes:</b>	0 0.00%	0 0.00%	0 0.00%	0 0.00%
<b>COUNTY COMMISSIONER 2nd District, Vote For 1</b>					
	Richard BOX	0 0.00%	0 0.00%	7 29.17%	7 29.17%
	Jeff G. PARKER	0 0.00%	0 0.00%	17 70.83%	17 70.83%
	<b>Cast Votes:</b>	0 0.00%	0 0.00%	24 100.00%	24 100.00%
	<b>Over Votes:</b>	0 0.00%	0 0.00%	0 0.00%	0 0.00%
	<b>Under Votes:</b>	0 0.00%	0 0.00%	0 0.00%	0 0.00%
<b>COUNTY COMMISSIONER 3rd District, Vote For 1</b>					
	Eddie JONES	0 0.00%	0 0.00%	14 58.33%	14 58.33%
	Scott WATHEN	0 0.00%	0 0.00%	10 41.67%	10 41.67%
	<b>Cast Votes:</b>	0 0.00%	0 0.00%	24 100.00%	24 100.00%
	<b>Over Votes:</b>	0 0.00%	0 0.00%	0 0.00%	0 0.00%
	<b>Under Votes:</b>	0 0.00%	0 0.00%	0 0.00%	0 0.00%
<b>UNITED STATES REPRESENTATIVE in CONGRESS 1st Congressional District, Vote For 1</b>					
	Paul WALKER	0 0.00%	0 0.00%	62 79.49%	62 79.49%
	Alonzo PENNINGTON	0 0.00%	0 0.00%	16 20.51%	16 20.51%
	<b>Cast Votes:</b>	0 0.00%	0 0.00%	78 92.86%	78 92.86%
	<b>Over Votes:</b>	0 0.00%	0 0.00%	0 0.00%	0 0.00%
	<b>Under Votes:</b>	0 0.00%	0 0.00%	6 7.14%	6 7.14%
<b>PROPERTY VALUATION ADMINISTRATOR, Vote For 1</b>					
	Debbie HANNA	0 0.00%	0 0.00%	40 48.78%	40 48.78%
	Nancy D. BOCK	0 0.00%	0 0.00%	42 51.22%	42 51.22%
	<b>Cast Votes:</b>	0 0.00%	0 0.00%	82 97.62%	82 97.62%
	<b>Over Votes:</b>	0 0.00%	0 0.00%	0 0.00%	0 0.00%
	<b>Under Votes:</b>	0 0.00%	0 0.00%	2 2.38%	2 2.38%



**Precinct Report — Unofficial**

**PRIMARY ELECTION HELD ON — OFFICIAL BALLOT FOR McCRACKEN COUNTY — May 22, 2018**

Page 26 of 110

05/22/2018 07:57 PM

Precincts Reporting 55 of 55 = 100.00%

Total Number of Voters : 8,263 of 0 = 0.00%

Party	Candidate	Absentee	Early	Election	Total
<b>Precinct A119A (Ballots Cast: 108)</b>					
<b>JAILER, Vote For 1</b>					
	Dan L. SIMS	0 0.00%	0 0.00%	45 57.69%	45 57.69%
	Tonya D. RAY	0 0.00%	0 0.00%	17 21.79%	17 21.79%
	Paula RILEY	0 0.00%	0 0.00%	16 20.51%	16 20.51%
	<b>Cast Votes:</b>	<b>0 0.00%</b>	<b>0 0.00%</b>	<b>78 92.86%</b>	<b>78 92.86%</b>
	<b>Over Votes:</b>	<b>0 0.00%</b>	<b>0 0.00%</b>	<b>0 0.00%</b>	<b>0 0.00%</b>
	<b>Under Votes:</b>	<b>0 0.00%</b>	<b>0 0.00%</b>	<b>6 7.14%</b>	<b>6 7.14%</b>
<b>COUNTY COMMISSIONER 1st District, Vote For 1</b>					
	Charles OFFUTT	0 0.00%	0 0.00%	25 32.47%	25 32.47%
	Mark SCOTT	0 0.00%	0 0.00%	52 67.53%	52 67.53%
	<b>Cast Votes:</b>	<b>0 0.00%</b>	<b>0 0.00%</b>	<b>77 91.67%</b>	<b>77 91.67%</b>
	<b>Over Votes:</b>	<b>0 0.00%</b>	<b>0 0.00%</b>	<b>0 0.00%</b>	<b>0 0.00%</b>
	<b>Under Votes:</b>	<b>0 0.00%</b>	<b>0 0.00%</b>	<b>7 8.33%</b>	<b>7 8.33%</b>
<b>COUNTY COMMISSIONER 2nd District, Vote For 1</b>					
	Paul CARTER	0 0.00%	0 0.00%	31 37.80%	31 37.80%
	Jerry BEYER	0 0.00%	0 0.00%	51 62.20%	51 62.20%
	<b>Cast Votes:</b>	<b>0 0.00%</b>	<b>0 0.00%</b>	<b>82 97.62%</b>	<b>82 97.62%</b>
	<b>Over Votes:</b>	<b>0 0.00%</b>	<b>0 0.00%</b>	<b>0 0.00%</b>	<b>0 0.00%</b>
	<b>Under Votes:</b>	<b>0 0.00%</b>	<b>0 0.00%</b>	<b>2 2.38%</b>	<b>2 2.38%</b>

Precinct Report — Unofficial

PRIMARY ELECTION HELD ON — OFFICIAL BALLOT FOR McCRACKEN COUNTY — May 22, 2018

Total Number of Voters : 8,263 of 0 = 0.00%

Party	Candidate	Absentee	Early	Election	Total
<b>Precinct A120 (Ballots Cast: 139)</b>					
<b>JAILER, Vote For 1</b>					
	Greg GARRISON	0 0.00%	0 0.00%	7 12.96%	7 12.96%
	Bobby DENNIS	0 0.00%	0 0.00%	5 9.26%	5 9.26%
	David KNIGHT	0 0.00%	0 0.00%	42 77.78%	42 77.78%
	<b>Cast Votes:</b>	0 0.00%	0 0.00%	54 94.74%	54 94.74%
	<b>Over Votes:</b>	0 0.00%	0 0.00%	0 0.00%	0 0.00%
	<b>Under Votes:</b>	0 0.00%	0 0.00%	3 5.26%	3 5.26%
<b>COUNTY COMMISSIONER 2nd District, Vote For 1</b>					
	Richard BOX	0 0.00%	0 0.00%	24 42.11%	24 42.11%
	Jeff G. PARKER	0 0.00%	0 0.00%	33 57.89%	33 57.89%
	<b>Cast Votes:</b>	0 0.00%	0 0.00%	57 100.00%	57 100.00%
	<b>Over Votes:</b>	0 0.00%	0 0.00%	0 0.00%	0 0.00%
	<b>Under Votes:</b>	0 0.00%	0 0.00%	0 0.00%	0 0.00%
<b>COUNTY COMMISSIONER 3rd District, Vote For 1</b>					
	Eddie JONES	0 0.00%	0 0.00%	17 31.48%	17 31.48%
	Scott WATHEN	0 0.00%	0 0.00%	37 68.52%	37 68.52%
	<b>Cast Votes:</b>	0 0.00%	0 0.00%	54 94.74%	54 94.74%
	<b>Over Votes:</b>	0 0.00%	0 0.00%	0 0.00%	0 0.00%
	<b>Under Votes:</b>	0 0.00%	0 0.00%	3 5.26%	3 5.26%
<b>UNITED STATES REPRESENTATIVE in CONGRESS 1st Congressional District, Vote For 1</b>					
	Paul WALKER	0 0.00%	0 0.00%	53 74.65%	53 74.65%
	Alonzo PENNINGTON	0 0.00%	0 0.00%	18 25.35%	18 25.35%
	<b>Cast Votes:</b>	0 0.00%	0 0.00%	71 86.59%	71 86.59%
	<b>Over Votes:</b>	0 0.00%	0 0.00%	0 0.00%	0 0.00%
	<b>Under Votes:</b>	0 0.00%	0 0.00%	11 13.41%	11 13.41%
<b>PROPERTY VALUATION ADMINISTRATOR, Vote For 1</b>					
	Debbie HANNA	0 0.00%	0 0.00%	32 41.03%	32 41.03%
	Nancy D. BOCK	0 0.00%	0 0.00%	46 58.97%	46 58.97%
	<b>Cast Votes:</b>	0 0.00%	0 0.00%	78 95.12%	78 95.12%
	<b>Over Votes:</b>	0 0.00%	0 0.00%	0 0.00%	0 0.00%
	<b>Under Votes:</b>	0 0.00%	0 0.00%	4 4.88%	4 4.88%
<b>JAILER, Vote For 1</b>					
	Dan L. SIMS	0 0.00%	0 0.00%	61 81.33%	61 81.33%
	Tonya D. RAY	0 0.00%	0 0.00%	3 4.00%	3 4.00%
	Paula RILEY	0 0.00%	0 0.00%	11 14.67%	11 14.67%
	<b>Cast Votes:</b>	0 0.00%	0 0.00%	75 91.46%	75 91.46%
	<b>Over Votes:</b>	0 0.00%	0 0.00%	0 0.00%	0 0.00%
	<b>Under Votes:</b>	0 0.00%	0 0.00%	7 8.54%	7 8.54%

**Precinct Report — Unofficial**

**PRIMARY ELECTION HELD ON — OFFICIAL BALLOT FOR McCRACKEN COUNTY — May 22, 2018**

Page 28 of 110

05/22/2018 07:57 PM

Precincts Reporting 55 of 55 = 100.00%

Total Number of Voters : 8,263 of 0 = 0.00%

Party	Candidate	Absentee	Early	Election	Total
<b>Precinct A120 (Ballots Cast: 139)</b>					
<b>COUNTY COMMISSIONER 1st District, Vote For 1</b>					
	Charles OFFUTT	0 0.00%	0 0.00%	26 36.62%	26 36.62%
	Mark SCOTT	0 0.00%	0 0.00%	45 63.38%	45 63.38%
	<b>Cast Votes:</b>	0 0.00%	0 0.00%	71 86.59%	71 86.59%
	<b>Over Votes:</b>	0 0.00%	0 0.00%	0 0.00%	0 0.00%
	<b>Under Votes:</b>	0 0.00%	0 0.00%	11 13.41%	11 13.41%
<b>COUNTY COMMISSIONER 2nd District, Vote For 1</b>					
	Paul CARTER	0 0.00%	0 0.00%	31 38.75%	31 38.75%
	Jerry BEYER	0 0.00%	0 0.00%	49 61.25%	49 61.25%
	<b>Cast Votes:</b>	0 0.00%	0 0.00%	80 97.56%	80 97.56%
	<b>Over Votes:</b>	0 0.00%	0 0.00%	0 0.00%	0 0.00%
	<b>Under Votes:</b>	0 0.00%	0 0.00%	2 2.44%	2 2.44%

**Precinct Report — Unofficial**

**PRIMARY ELECTION HELD ON — OFFICIAL BALLOT FOR McCRACKEN COUNTY — May 22, 2018**

Total Number of Voters : 8,263 of 0 = 0.00%

Party	Candidate	Absentee		Early		Election		Total	
<b>Precinct A121 (Ballots Cast: 96)</b>									
<b>JAILER, Vote For 1</b>									
	Greg GARRISON	0	0.00%	0	0.00%	11	33.33%	11	33.33%
	Bobby DENNIS	0	0.00%	0	0.00%	5	15.15%	5	15.15%
	David KNIGHT	0	0.00%	0	0.00%	17	51.52%	17	51.52%
	<b>Cast Votes:</b>	0	0.00%	0	0.00%	33	84.62%	33	84.62%
	<b>Over Votes:</b>	0	0.00%	0	0.00%	0	0.00%	0	0.00%
	<b>Under Votes:</b>	0	0.00%	0	0.00%	6	15.38%	6	15.38%
<b>COUNTY COMMISSIONER 2nd District, Vote For 1</b>									
	Richard BOX	0	0.00%	0	0.00%	17	47.22%	17	47.22%
	Jeff G. PARKER	0	0.00%	0	0.00%	19	52.78%	19	52.78%
	<b>Cast Votes:</b>	0	0.00%	0	0.00%	36	92.31%	36	92.31%
	<b>Over Votes:</b>	0	0.00%	0	0.00%	0	0.00%	0	0.00%
	<b>Under Votes:</b>	0	0.00%	0	0.00%	3	7.69%	3	7.69%
<b>COUNTY COMMISSIONER 3rd District, Vote For 1</b>									
	Eddie JONES	0	0.00%	0	0.00%	15	45.45%	15	45.45%
	Scott WATHEN	0	0.00%	0	0.00%	18	54.55%	18	54.55%
	<b>Cast Votes:</b>	0	0.00%	0	0.00%	33	84.62%	33	84.62%
	<b>Over Votes:</b>	0	0.00%	0	0.00%	0	0.00%	0	0.00%
	<b>Under Votes:</b>	0	0.00%	0	0.00%	6	15.38%	6	15.38%
<b>UNITED STATES REPRESENTATIVE in CONGRESS 1st Congressional District, Vote For 1</b>									
	Paul WALKER	0	0.00%	0	0.00%	42	79.25%	42	79.25%
	Alonzo PENNINGTON	0	0.00%	0	0.00%	11	20.75%	11	20.75%
	<b>Cast Votes:</b>	0	0.00%	0	0.00%	53	92.98%	53	92.98%
	<b>Over Votes:</b>	0	0.00%	0	0.00%	0	0.00%	0	0.00%
	<b>Under Votes:</b>	0	0.00%	0	0.00%	4	7.02%	4	7.02%
<b>PROPERTY VALUATION ADMINISTRATOR, Vote For 1</b>									
	Debbie HANNA	0	0.00%	0	0.00%	22	39.29%	22	39.29%
	Nancy D. BOCK	0	0.00%	0	0.00%	34	60.71%	34	60.71%
	<b>Cast Votes:</b>	0	0.00%	0	0.00%	56	98.25%	56	98.25%
	<b>Over Votes:</b>	0	0.00%	0	0.00%	0	0.00%	0	0.00%
	<b>Under Votes:</b>	0	0.00%	0	0.00%	1	1.75%	1	1.75%
<b>JAILER, Vote For 1</b>									
	Dan L. SIMS	0	0.00%	0	0.00%	39	69.64%	39	69.64%
	Tonya D. RAY	0	0.00%	0	0.00%	4	7.14%	4	7.14%
	Paula RILEY	0	0.00%	0	0.00%	13	23.21%	13	23.21%
	<b>Cast Votes:</b>	0	0.00%	0	0.00%	56	98.25%	56	98.25%
	<b>Over Votes:</b>	0	0.00%	0	0.00%	0	0.00%	0	0.00%
	<b>Under Votes:</b>	0	0.00%	0	0.00%	1	1.75%	1	1.75%

**Precinct Report — Unofficial**

**PRIMARY ELECTION HELD ON — OFFICIAL BALLOT FOR McCRACKEN COUNTY — May 22, 2018**

Total Number of Voters : 8,263 of 0 = 0.00%

Precincts Reporting 55 of 55 = 100.00%

Party	Candidate	Absentee	Early	Election	Total
<b>Precinct A121 (Ballots Cast: 96)</b>					
<b>COUNTY COMMISSIONER 1st District, Vote For 1</b>					
	Charles OFFUTT	0 0.00%	0 0.00%	19 36.54%	19 36.54%
	Mark SCOTT	0 0.00%	0 0.00%	33 63.46%	33 63.46%
	<b>Cast Votes:</b>	0 0.00%	0 0.00%	52 91.23%	52 91.23%
	<b>Over Votes:</b>	0 0.00%	0 0.00%	0 0.00%	0 0.00%
	<b>Under Votes:</b>	0 0.00%	0 0.00%	5 8.77%	5 8.77%
<b>COUNTY COMMISSIONER 2nd District, Vote For 1</b>					
	Paul CARTER	0 0.00%	0 0.00%	19 33.93%	19 33.93%
	Jerry BEYER	0 0.00%	0 0.00%	37 66.07%	37 66.07%
	<b>Cast Votes:</b>	0 0.00%	0 0.00%	56 98.25%	56 98.25%
	<b>Over Votes:</b>	0 0.00%	0 0.00%	0 0.00%	0 0.00%
	<b>Under Votes:</b>	0 0.00%	0 0.00%	1 1.75%	1 1.75%

Precinct Report — Unofficial

PRIMARY ELECTION HELD ON — OFFICIAL BALLOT FOR McCRACKEN COUNTY — May 22, 2018

Total Number of Voters : 8,263 of 0 = 0.00%

Party	Candidate	Absentee	Early	Election	Total
<b>Precinct A122 (Ballots Cast: 281)</b>					
<b>STATE REPRESENTATIVE 3rd Representative District, Vote For 1</b>					
	Randy BRIDGES	0 0.00%	0 0.00%	56 53.33%	56 53.33%
	Joni S. HOGANCAMP	0 0.00%	0 0.00%	49 46.67%	49 46.67%
	<b>Cast Votes:</b>	0 0.00%	0 0.00%	105 98.13%	105 98.13%
	<b>Over Votes:</b>	0 0.00%	0 0.00%	0 0.00%	0 0.00%
	<b>Under Votes:</b>	0 0.00%	0 0.00%	2 1.87%	2 1.87%
<b>JAILER, Vote For 1</b>					
	Greg GARRISON	0 0.00%	0 0.00%	20 21.28%	20 21.28%
	Bobby DENNIS	0 0.00%	0 0.00%	14 14.89%	14 14.89%
	David KNIGHT	0 0.00%	0 0.00%	60 63.83%	60 63.83%
	<b>Cast Votes:</b>	0 0.00%	0 0.00%	94 87.85%	94 87.85%
	<b>Over Votes:</b>	0 0.00%	0 0.00%	0 0.00%	0 0.00%
	<b>Under Votes:</b>	0 0.00%	0 0.00%	13 12.15%	13 12.15%
<b>COUNTY COMMISSIONER 2nd District, Vote For 1</b>					
	Richard BOX	0 0.00%	0 0.00%	35 33.98%	35 33.98%
	Jeff G. PARKER	0 0.00%	0 0.00%	68 66.02%	68 66.02%
	<b>Cast Votes:</b>	0 0.00%	0 0.00%	103 96.26%	103 96.26%
	<b>Over Votes:</b>	0 0.00%	0 0.00%	0 0.00%	0 0.00%
	<b>Under Votes:</b>	0 0.00%	0 0.00%	4 3.74%	4 3.74%
<b>COUNTY COMMISSIONER 3rd District, Vote For 1</b>					
	Eddie JONES	0 0.00%	0 0.00%	47 47.47%	47 47.47%
	Scott WATHEN	0 0.00%	0 0.00%	52 52.53%	52 52.53%
	<b>Cast Votes:</b>	0 0.00%	0 0.00%	99 92.52%	99 92.52%
	<b>Over Votes:</b>	0 0.00%	0 0.00%	0 0.00%	0 0.00%
	<b>Under Votes:</b>	0 0.00%	0 0.00%	8 7.48%	8 7.48%
<b>UNITED STATES REPRESENTATIVE in CONGRESS 1st Congressional District, Vote For 1</b>					
	Paul WALKER	0 0.00%	0 0.00%	122 77.71%	122 77.71%
	Alonzo PENNINGTON	0 0.00%	0 0.00%	35 22.29%	35 22.29%
	<b>Cast Votes:</b>	0 0.00%	0 0.00%	157 90.23%	157 90.23%
	<b>Over Votes:</b>	0 0.00%	0 0.00%	0 0.00%	0 0.00%
	<b>Under Votes:</b>	0 0.00%	0 0.00%	17 9.77%	17 9.77%
<b>PROPERTY VALUATION ADMINISTRATOR, Vote For 1</b>					
	Debbie HANNA	0 0.00%	0 0.00%	68 41.21%	68 41.21%
	Nancy D. BOCK	0 0.00%	0 0.00%	97 58.79%	97 58.79%
	<b>Cast Votes:</b>	0 0.00%	0 0.00%	165 94.83%	165 94.83%
	<b>Over Votes:</b>	0 0.00%	0 0.00%	0 0.00%	0 0.00%
	<b>Under Votes:</b>	0 0.00%	0 0.00%	9 5.17%	9 5.17%

**Precinct Report — Unofficial**  
**PRIMARY ELECTION HELD ON — OFFICIAL BALLOT FOR McCRACKEN COUNTY — May 22, 2018**

Precincts Reporting 55 of 55 = 100.00%

Total Number of Voters : 8,263 of 0 = 0.00%

Party	Candidate	Absentee	Early	Election	Total
<b>Precinct A122 (Ballots Cast: 281)</b>					
<b>JAILER, Vote For 1</b>					
	Dan L. SIMS	0 0.00%	0 0.00%	133 79.64%	133 79.64%
	Tonya D. RAY	0 0.00%	0 0.00%	11 6.59%	11 6.59%
	Paula RILEY	0 0.00%	0 0.00%	23 13.77%	23 13.77%
	<b>Cast Votes:</b>	0 0.00%	0 0.00%	167 95.98%	167 95.98%
	<b>Over Votes:</b>	0 0.00%	0 0.00%	0 0.00%	0 0.00%
	<b>Under Votes:</b>	0 0.00%	0 0.00%	7 4.02%	7 4.02%
<b>COUNTY COMMISSIONER 1st District, Vote For 1</b>					
	Charles OFFUTT	0 0.00%	0 0.00%	73 47.40%	73 47.40%
	Mark SCOTT	0 0.00%	0 0.00%	81 52.60%	81 52.60%
	<b>Cast Votes:</b>	0 0.00%	0 0.00%	154 88.51%	154 88.51%
	<b>Over Votes:</b>	0 0.00%	0 0.00%	0 0.00%	0 0.00%
	<b>Under Votes:</b>	0 0.00%	0 0.00%	20 11.49%	20 11.49%
<b>COUNTY COMMISSIONER 2nd District, Vote For 1</b>					
	Paul CARTER	0 0.00%	0 0.00%	58 34.12%	58 34.12%
	Jerry BEYER	0 0.00%	0 0.00%	112 65.88%	112 65.88%
	<b>Cast Votes:</b>	0 0.00%	0 0.00%	170 97.70%	170 97.70%
	<b>Over Votes:</b>	0 0.00%	0 0.00%	0 0.00%	0 0.00%
	<b>Under Votes:</b>	0 0.00%	0 0.00%	4 2.30%	4 2.30%

# Precinct Report — Unofficial

PRIMARY ELECTION HELD ON — OFFICIAL BALLOT FOR McCRACKEN COUNTY — May 22, 2018

Page 33 of 110

05/22/2018 07:57 PM

Precincts Reporting 55 of 55 = 100.00%

Total Number of Voters : 8,263 of 0 = 0.00%

Party	Candidate	Absentee	Early	Election	Total
<b>Precinct A124 (Ballots Cast: 121)</b>					
<b>STATE REPRESENTATIVE 3rd Representative District, Vote For 1</b>					
	Randy BRIDGES	0 0.00%	0 0.00%	28 70.00%	28 70.00%
	Joni S. HOGANCAMP	0 0.00%	0 0.00%	12 30.00%	12 30.00%
	<b>Cast Votes:</b>	0 0.00%	0 0.00%	40 100.00%	40 100.00%
	<b>Over Votes:</b>	0 0.00%	0 0.00%	0 0.00%	0 0.00%
	<b>Under Votes:</b>	0 0.00%	0 0.00%	0 0.00%	0 0.00%
<b>JAILER, Vote For 1</b>					
	Greg GARRISON	0 0.00%	0 0.00%	7 18.92%	7 18.92%
	Bobby DENNIS	0 0.00%	0 0.00%	8 21.62%	8 21.62%
	David KNIGHT	0 0.00%	0 0.00%	22 59.46%	22 59.46%
	<b>Cast Votes:</b>	0 0.00%	0 0.00%	37 92.50%	37 92.50%
	<b>Over Votes:</b>	0 0.00%	0 0.00%	0 0.00%	0 0.00%
	<b>Under Votes:</b>	0 0.00%	0 0.00%	3 7.50%	3 7.50%
<b>COUNTY COMMISSIONER 2nd District, Vote For 1</b>					
	Richard BOX	0 0.00%	0 0.00%	15 38.46%	15 38.46%
	Jeff G. PARKER	0 0.00%	0 0.00%	24 61.54%	24 61.54%
	<b>Cast Votes:</b>	0 0.00%	0 0.00%	39 97.50%	39 97.50%
	<b>Over Votes:</b>	0 0.00%	0 0.00%	0 0.00%	0 0.00%
	<b>Under Votes:</b>	0 0.00%	0 0.00%	1 2.50%	1 2.50%
<b>COUNTY COMMISSIONER 3rd District, Vote For 1</b>					
	Eddie JONES	0 0.00%	0 0.00%	13 33.33%	13 33.33%
	Scott WATHEN	0 0.00%	0 0.00%	26 66.67%	26 66.67%
	<b>Cast Votes:</b>	0 0.00%	0 0.00%	39 97.50%	39 97.50%
	<b>Over Votes:</b>	0 0.00%	0 0.00%	0 0.00%	0 0.00%
	<b>Under Votes:</b>	0 0.00%	0 0.00%	1 2.50%	1 2.50%
<b>UNITED STATES REPRESENTATIVE in CONGRESS 1st Congressional District, Vote For 1</b>					
	Paul WALKER	0 0.00%	0 0.00%	60 82.19%	60 82.19%
	Alonzo PENNINGTON	0 0.00%	0 0.00%	13 17.81%	13 17.81%
	<b>Cast Votes:</b>	0 0.00%	0 0.00%	73 90.12%	73 90.12%
	<b>Over Votes:</b>	0 0.00%	0 0.00%	0 0.00%	0 0.00%
	<b>Under Votes:</b>	0 0.00%	0 0.00%	8 9.88%	8 9.88%
<b>PROPERTY VALUATION ADMINISTRATOR, Vote For 1</b>					
	Debbie HANNA	0 0.00%	0 0.00%	36 46.15%	36 46.15%
	Nancy D. BOCK	0 0.00%	0 0.00%	42 53.85%	42 53.85%
	<b>Cast Votes:</b>	0 0.00%	0 0.00%	78 96.30%	78 96.30%
	<b>Over Votes:</b>	0 0.00%	0 0.00%	0 0.00%	0 0.00%
	<b>Under Votes:</b>	0 0.00%	0 0.00%	3 3.70%	3 3.70%



**Precinct Report — Unofficial**  
**PRIMARY ELECTION HELD ON — OFFICIAL BALLOT FOR McCRACKEN COUNTY — May 22, 2018**

Total Number of Voters : 8,263 of 0 = 0.00%

Party	Candidate	Absentee	Early	Election	Total
<b>Precinct A124 (Ballots Cast: 121)</b>					
<b>JAILER, Vote For 1</b>					
	Dan L. SIMS	0 0.00%	0 0.00%	58 72.50%	58 72.50%
	Tonya D. RAY	0 0.00%	0 0.00%	3 3.75%	3 3.75%
	Paula RILEY	0 0.00%	0 0.00%	19 23.75%	19 23.75%
	<b>Cast Votes:</b>	0 0.00%	0 0.00%	80 98.77%	80 98.77%
	<b>Over Votes:</b>	0 0.00%	0 0.00%	0 0.00%	0 0.00%
	<b>Under Votes:</b>	0 0.00%	0 0.00%	1 1.23%	1 1.23%
<b>COUNTY COMMISSIONER 1st District, Vote For 1</b>					
	Charles OFFUTT	0 0.00%	0 0.00%	30 40.00%	30 40.00%
	Mark SCOTT	0 0.00%	0 0.00%	45 60.00%	45 60.00%
	<b>Cast Votes:</b>	0 0.00%	0 0.00%	75 92.59%	75 92.59%
	<b>Over Votes:</b>	0 0.00%	0 0.00%	0 0.00%	0 0.00%
	<b>Under Votes:</b>	0 0.00%	0 0.00%	6 7.41%	6 7.41%
<b>COUNTY COMMISSIONER 2nd District, Vote For 1</b>					
	Paul CARTER	0 0.00%	0 0.00%	32 40.51%	32 40.51%
	Jerry BEYER	0 0.00%	0 0.00%	47 59.49%	47 59.49%
	<b>Cast Votes:</b>	0 0.00%	0 0.00%	79 97.53%	79 97.53%
	<b>Over Votes:</b>	0 0.00%	0 0.00%	0 0.00%	0 0.00%
	<b>Under Votes:</b>	0 0.00%	0 0.00%	2 2.47%	2 2.47%

**Precinct Report — Unofficial**  
**PRIMARY ELECTION HELD ON — OFFICIAL BALLOT FOR McCRACKEN COUNTY — May 22, 2018**

Total Number of Voters : 8,263 of 0 = 0.00%

Precincts Reporting 55 of 55 = 100.00%

Party	Candidate	Absentee	Early	Election	Total
<b>Precinct A134 (Ballots Cast: 175)</b>					
<b>STATE REPRESENTATIVE 6th Representative District, Vote For 1</b>					
	Chris FREELAND	0 0.00%	0 0.00%	68 71.58%	68 71.58%
	Randall D. FOX	0 0.00%	0 0.00%	27 28.42%	27 28.42%
	<b>Cast Votes:</b>	0 0.00%	0 0.00%	95 94.06%	95 94.06%
	<b>Over Votes:</b>	0 0.00%	0 0.00%	0 0.00%	0 0.00%
	<b>Under Votes:</b>	0 0.00%	0 0.00%	6 5.94%	6 5.94%
<b>JAILER, Vote For 1</b>					
	Greg GARRISON	0 0.00%	0 0.00%	17 18.28%	17 18.28%
	Bobby DENNIS	0 0.00%	0 0.00%	4 4.30%	4 4.30%
	David KNIGHT	0 0.00%	0 0.00%	72 77.42%	72 77.42%
	<b>Cast Votes:</b>	0 0.00%	0 0.00%	93 92.08%	93 92.08%
	<b>Over Votes:</b>	0 0.00%	0 0.00%	0 0.00%	0 0.00%
	<b>Under Votes:</b>	0 0.00%	0 0.00%	8 7.92%	8 7.92%
<b>COUNTY COMMISSIONER 2nd District, Vote For 1</b>					
	Richard BOX	0 0.00%	0 0.00%	37 38.95%	37 38.95%
	Jeff G. PARKER	0 0.00%	0 0.00%	58 61.05%	58 61.05%
	<b>Cast Votes:</b>	0 0.00%	0 0.00%	95 94.06%	95 94.06%
	<b>Over Votes:</b>	0 0.00%	0 0.00%	0 0.00%	0 0.00%
	<b>Under Votes:</b>	0 0.00%	0 0.00%	6 5.94%	6 5.94%
<b>COUNTY COMMISSIONER 3rd District, Vote For 1</b>					
	Eddie JONES	0 0.00%	0 0.00%	48 52.17%	48 52.17%
	Scott WATHEN	0 0.00%	0 0.00%	44 47.83%	44 47.83%
	<b>Cast Votes:</b>	0 0.00%	0 0.00%	92 91.09%	92 91.09%
	<b>Over Votes:</b>	0 0.00%	0 0.00%	0 0.00%	0 0.00%
	<b>Under Votes:</b>	0 0.00%	0 0.00%	9 8.91%	9 8.91%
<b>UNITED STATES REPRESENTATIVE in CONGRESS 1st Congressional District, Vote For 1</b>					
	Paul WALKER	0 0.00%	0 0.00%	57 85.07%	57 85.07%
	Alonzo PENNINGTON	0 0.00%	0 0.00%	10 14.93%	10 14.93%
	<b>Cast Votes:</b>	0 0.00%	0 0.00%	67 90.54%	67 90.54%
	<b>Over Votes:</b>	0 0.00%	0 0.00%	0 0.00%	0 0.00%
	<b>Under Votes:</b>	0 0.00%	0 0.00%	7 9.46%	7 9.46%
<b>STATE REPRESENTATIVE 6th Representative District, Vote For 1</b>					
	Al CUNNINGHAM	0 0.00%	0 0.00%	35 52.24%	35 52.24%
	Linda Story EDWARDS	0 0.00%	0 0.00%	21 31.34%	21 31.34%
	Drew WILLIAMS	0 0.00%	0 0.00%	11 16.42%	11 16.42%
	<b>Cast Votes:</b>	0 0.00%	0 0.00%	67 90.54%	67 90.54%
	<b>Over Votes:</b>	0 0.00%	0 0.00%	0 0.00%	0 0.00%
	<b>Under Votes:</b>	0 0.00%	0 0.00%	7 9.46%	7 9.46%

**Precinct Report — Unofficial**

**PRIMARY ELECTION HELD ON — OFFICIAL BALLOT FOR McCRACKEN COUNTY — May 22, 2018**

Total Number of Voters : 8,263 of 0 = 0.00%

Precincts Reporting 55 of 55 = 100.00%

Party	Candidate	Absentee	Early	Election	Total
<b>Precinct A134 (Ballots Cast: 175)</b>					
<b>PROPERTY VALUATION ADMINISTRATOR, Vote For 1</b>					
	Debbie HANNA	0 0.00%	0 0.00%	30 42.25%	30 42.25%
	Nancy D. BOCK	0 0.00%	0 0.00%	41 57.75%	41 57.75%
	<b>Cast Votes:</b>	0 0.00%	0 0.00%	71 95.95%	71 95.95%
	<b>Over Votes:</b>	0 0.00%	0 0.00%	0 0.00%	0 0.00%
	<b>Under Votes:</b>	0 0.00%	0 0.00%	3 4.05%	3 4.05%
<b>JAILER, Vote For 1</b>					
	Dan L. SIMS	0 0.00%	0 0.00%	55 77.46%	55 77.46%
	Tonya D. RAY	0 0.00%	0 0.00%	7 9.86%	7 9.86%
	Paula RILEY	0 0.00%	0 0.00%	9 12.68%	9 12.68%
	<b>Cast Votes:</b>	0 0.00%	0 0.00%	71 95.95%	71 95.95%
	<b>Over Votes:</b>	0 0.00%	0 0.00%	0 0.00%	0 0.00%
	<b>Under Votes:</b>	0 0.00%	0 0.00%	3 4.05%	3 4.05%
<b>COUNTY COMMISSIONER 1st District, Vote For 1</b>					
	Charles OFFUTT	0 0.00%	0 0.00%	33 47.83%	33 47.83%
	Mark SCOTT	0 0.00%	0 0.00%	36 52.17%	36 52.17%
	<b>Cast Votes:</b>	0 0.00%	0 0.00%	69 93.24%	69 93.24%
	<b>Over Votes:</b>	0 0.00%	0 0.00%	0 0.00%	0 0.00%
	<b>Under Votes:</b>	0 0.00%	0 0.00%	5 6.76%	5 6.76%
<b>COUNTY COMMISSIONER 2nd District, Vote For 1</b>					
	Paul CARTER	0 0.00%	0 0.00%	29 39.73%	29 39.73%
	Jerry BEYER	0 0.00%	0 0.00%	44 60.27%	44 60.27%
	<b>Cast Votes:</b>	0 0.00%	0 0.00%	73 98.65%	73 98.65%
	<b>Over Votes:</b>	0 0.00%	0 0.00%	0 0.00%	0 0.00%
	<b>Under Votes:</b>	0 0.00%	0 0.00%	1 1.35%	1 1.35%

Precinct Report — Unofficial

PRIMARY ELECTION HELD ON — OFFICIAL BALLOT FOR McCRACKEN COUNTY — May 22, 2018

Total Number of Voters : 8,263 of 0 = 0.00%

Party	Candidate	Absentee	Early	Election	Total
<b>Precinct B103A (Ballots Cast: 113)</b>					
<b>STATE REPRESENTATIVE 3rd Representative District, Vote For 1</b>					
	Randy BRIDGES	0 0.00%	0 0.00%	21 58.33%	21 58.33%
	Joni S. HOGANCAMP	0 0.00%	0 0.00%	15 41.67%	15 41.67%
	<b>Cast Votes:</b>	0 0.00%	0 0.00%	36 100.00%	36 100.00%
	<b>Over Votes:</b>	0 0.00%	0 0.00%	0 0.00%	0 0.00%
	<b>Under Votes:</b>	0 0.00%	0 0.00%	0 0.00%	0 0.00%
<b>JAILER, Vote For 1</b>					
	Greg GARRISON	0 0.00%	0 0.00%	10 35.71%	10 35.71%
	Bobby DENNIS	0 0.00%	0 0.00%	6 21.43%	6 21.43%
	David KNIGHT	0 0.00%	0 0.00%	12 42.86%	12 42.86%
	<b>Cast Votes:</b>	0 0.00%	0 0.00%	28 77.78%	28 77.78%
	<b>Over Votes:</b>	0 0.00%	0 0.00%	1 2.78%	1 2.78%
	<b>Under Votes:</b>	0 0.00%	0 0.00%	7 19.44%	7 19.44%
<b>COUNTY COMMISSIONER 2nd District, Vote For 1</b>					
	Richard BOX	0 0.00%	0 0.00%	9 31.03%	9 31.03%
	Jeff G. PARKER	0 0.00%	0 0.00%	20 68.97%	20 68.97%
	<b>Cast Votes:</b>	0 0.00%	0 0.00%	29 80.56%	29 80.56%
	<b>Over Votes:</b>	0 0.00%	0 0.00%	1 2.78%	1 2.78%
	<b>Under Votes:</b>	0 0.00%	0 0.00%	6 16.67%	6 16.67%
<b>COUNTY COMMISSIONER 3rd District, Vote For 1</b>					
	Eddie JONES	0 0.00%	0 0.00%	29 85.29%	29 85.29%
	Scott WATHEN	0 0.00%	0 0.00%	5 14.71%	5 14.71%
	<b>Cast Votes:</b>	0 0.00%	0 0.00%	34 94.44%	34 94.44%
	<b>Over Votes:</b>	0 0.00%	0 0.00%	1 2.78%	1 2.78%
	<b>Under Votes:</b>	0 0.00%	0 0.00%	1 2.78%	1 2.78%
<b>UNITED STATES REPRESENTATIVE in CONGRESS 1st Congressional District, Vote For 1</b>					
	Paul WALKER	0 0.00%	0 0.00%	44 64.71%	44 64.71%
	Alonzo PENNINGTON	0 0.00%	0 0.00%	24 35.29%	24 35.29%
	<b>Cast Votes:</b>	0 0.00%	0 0.00%	68 88.31%	68 88.31%
	<b>Over Votes:</b>	0 0.00%	0 0.00%	0 0.00%	0 0.00%
	<b>Under Votes:</b>	0 0.00%	0 0.00%	9 11.69%	9 11.69%
<b>PROPERTY VALUATION ADMINISTRATOR, Vote For 1</b>					
	Debbie HANNA	0 0.00%	0 0.00%	36 51.43%	36 51.43%
	Nancy D. BOCK	0 0.00%	0 0.00%	34 48.57%	34 48.57%
	<b>Cast Votes:</b>	0 0.00%	0 0.00%	70 90.91%	70 90.91%
	<b>Over Votes:</b>	0 0.00%	0 0.00%	0 0.00%	0 0.00%
	<b>Under Votes:</b>	0 0.00%	0 0.00%	7 9.09%	7 9.09%

**Precinct Report — Unofficial**  
**PRIMARY ELECTION HELD ON — OFFICIAL BALLOT FOR McCRACKEN COUNTY — May 22, 2018**

Precincts Reporting 55 of 55 = 100.00%

Total Number of Voters : 8,263 of 0 = 0.00%

Party	Candidate	Absentee	Early	Election	Total
<b>Precinct B103A (Ballots Cast: 113)</b>					
<b>JAILER, Vote For 1</b>					
	Dan L. SIMS	0 0.00%	0 0.00%	40 56.34%	40 56.34%
	Tonya D. RAY	0 0.00%	0 0.00%	10 14.08%	10 14.08%
	Paula RILEY	0 0.00%	0 0.00%	21 29.58%	21 29.58%
	<b>Cast Votes:</b>	0 0.00%	0 0.00%	71 92.21%	71 92.21%
	<b>Over Votes:</b>	0 0.00%	0 0.00%	0 0.00%	0 0.00%
	<b>Under Votes:</b>	0 0.00%	0 0.00%	6 7.79%	6 7.79%
<b>COUNTY COMMISSIONER 1st District, Vote For 1</b>					
	Charles OFFUTT	0 0.00%	0 0.00%	26 41.27%	26 41.27%
	Mark SCOTT	0 0.00%	0 0.00%	37 58.73%	37 58.73%
	<b>Cast Votes:</b>	0 0.00%	0 0.00%	63 81.82%	63 81.82%
	<b>Over Votes:</b>	0 0.00%	0 0.00%	0 0.00%	0 0.00%
	<b>Under Votes:</b>	0 0.00%	0 0.00%	14 18.18%	14 18.18%
<b>COUNTY COMMISSIONER 2nd District, Vote For 1</b>					
	Paul CARTER	0 0.00%	0 0.00%	26 37.14%	26 37.14%
	Jerry BEYER	0 0.00%	0 0.00%	44 62.86%	44 62.86%
	<b>Cast Votes:</b>	0 0.00%	0 0.00%	70 90.91%	70 90.91%
	<b>Over Votes:</b>	0 0.00%	0 0.00%	1 1.30%	1 1.30%
	<b>Under Votes:</b>	0 0.00%	0 0.00%	6 7.79%	6 7.79%

**Precinct Report — Unofficial**

**PRIMARY ELECTION HELD ON — OFFICIAL BALLOT FOR McCRACKEN COUNTY — May 22, 2018**

Total Number of Voters : 8,263 of 0 = 0.00%

Precincts Reporting 55 of 55 = 100.00%

Party	Candidate	Absentee	Early	Election	Total
<b>Precinct B113A (Ballots Cast: 131)</b>					
<b>STATE REPRESENTATIVE 3rd Representative District, Vote For 1</b>					
	Randy BRIDGES	0 0.00%	0 0.00%	29 67.44%	29 67.44%
	Joni S. HOGANCAMP	0 0.00%	0 0.00%	14 32.56%	14 32.56%
	<b>Cast Votes:</b>	0 0.00%	0 0.00%	43 100.00%	43 100.00%
	<b>Over Votes:</b>	0 0.00%	0 0.00%	0 0.00%	0 0.00%
	<b>Under Votes:</b>	0 0.00%	0 0.00%	0 0.00%	0 0.00%
<b>JAILER, Vote For 1</b>					
	Greg GARRISON	0 0.00%	0 0.00%	12 32.43%	12 32.43%
	Bobby DENNIS	0 0.00%	0 0.00%	7 18.92%	7 18.92%
	David KNIGHT	0 0.00%	0 0.00%	18 48.65%	18 48.65%
	<b>Cast Votes:</b>	0 0.00%	0 0.00%	37 86.05%	37 86.05%
	<b>Over Votes:</b>	0 0.00%	0 0.00%	0 0.00%	0 0.00%
	<b>Under Votes:</b>	0 0.00%	0 0.00%	6 13.95%	6 13.95%
<b>COUNTY COMMISSIONER 2nd District, Vote For 1</b>					
	Richard BOX	0 0.00%	0 0.00%	13 31.71%	13 31.71%
	Jeff G. PARKER	0 0.00%	0 0.00%	28 68.29%	28 68.29%
	<b>Cast Votes:</b>	0 0.00%	0 0.00%	41 95.35%	41 95.35%
	<b>Over Votes:</b>	0 0.00%	0 0.00%	0 0.00%	0 0.00%
	<b>Under Votes:</b>	0 0.00%	0 0.00%	2 4.65%	2 4.65%
<b>COUNTY COMMISSIONER 3rd District, Vote For 1</b>					
	Eddie JONES	0 0.00%	0 0.00%	23 62.16%	23 62.16%
	Scott WATHEN	0 0.00%	0 0.00%	14 37.84%	14 37.84%
	<b>Cast Votes:</b>	0 0.00%	0 0.00%	37 86.05%	37 86.05%
	<b>Over Votes:</b>	0 0.00%	0 0.00%	0 0.00%	0 0.00%
	<b>Under Votes:</b>	0 0.00%	0 0.00%	6 13.95%	6 13.95%
<b>UNITED STATES REPRESENTATIVE in CONGRESS 1st Congressional District, Vote For 1</b>					
	Paul WALKER	0 0.00%	0 0.00%	59 76.62%	59 76.62%
	Alonzo PENNINGTON	0 0.00%	0 0.00%	18 23.38%	18 23.38%
	<b>Cast Votes:</b>	0 0.00%	0 0.00%	77 87.50%	77 87.50%
	<b>Over Votes:</b>	0 0.00%	0 0.00%	0 0.00%	0 0.00%
	<b>Under Votes:</b>	0 0.00%	0 0.00%	11 12.50%	11 12.50%
<b>PROPERTY VALUATION ADMINISTRATOR, Vote For 1</b>					
	Debbie HANNA	0 0.00%	0 0.00%	30 34.88%	30 34.88%
	Nancy D. BOCK	0 0.00%	0 0.00%	56 65.12%	56 65.12%
	<b>Cast Votes:</b>	0 0.00%	0 0.00%	86 97.73%	86 97.73%
	<b>Over Votes:</b>	0 0.00%	0 0.00%	0 0.00%	0 0.00%
	<b>Under Votes:</b>	0 0.00%	0 0.00%	2 2.27%	2 2.27%

**Precinct Report — Unofficial**

**PRIMARY ELECTION HELD ON — OFFICIAL BALLOT FOR McCRACKEN COUNTY — May 22, 2018**

Total Number of Voters : 8,263 of 0 = 0.00%

Party	Candidate	Absentee		Early		Election		Total	
<b>Precinct B113A (Ballots Cast: 131)</b>									
<b>JAILER, Vote For 1</b>									
	Dan L. SIMS	0	0.00%	0	0.00%	58	67.44%	58	67.44%
	Tonya D. RAY	0	0.00%	0	0.00%	11	12.79%	11	12.79%
	Paula RILEY	0	0.00%	0	0.00%	17	19.77%	17	19.77%
	<b>Cast Votes:</b>	0	0.00%	0	0.00%	86	97.73%	86	97.73%
	<b>Over Votes:</b>	0	0.00%	0	0.00%	0	0.00%	0	0.00%
	<b>Under Votes:</b>	0	0.00%	0	0.00%	2	2.27%	2	2.27%
<b>COUNTY COMMISSIONER 1st District, Vote For 1</b>									
	Charles OFFUTT	0	0.00%	0	0.00%	25	31.65%	25	31.65%
	Mark SCOTT	0	0.00%	0	0.00%	54	68.35%	54	68.35%
	<b>Cast Votes:</b>	0	0.00%	0	0.00%	79	89.77%	79	89.77%
	<b>Over Votes:</b>	0	0.00%	0	0.00%	0	0.00%	0	0.00%
	<b>Under Votes:</b>	0	0.00%	0	0.00%	9	10.23%	9	10.23%
<b>COUNTY COMMISSIONER 2nd District, Vote For 1</b>									
	Paul CARTER	0	0.00%	0	0.00%	23	27.38%	23	27.38%
	Jerry BEYER	0	0.00%	0	0.00%	61	72.62%	61	72.62%
	<b>Cast Votes:</b>	0	0.00%	0	0.00%	84	95.45%	84	95.45%
	<b>Over Votes:</b>	0	0.00%	0	0.00%	0	0.00%	0	0.00%
	<b>Under Votes:</b>	0	0.00%	0	0.00%	4	4.55%	4	4.55%

Precinct Report — Unofficial

PRIMARY ELECTION HELD ON — OFFICIAL BALLOT FOR McCRACKEN COUNTY — May 22, 2018

Precincts Reporting 55 of 55 = 100.00%

Total Number of Voters : 8,263 of 0 = 0.00%

Party	Candidate	Absentee	Early	Election	Total
<b>Precinct B116A (Ballots Cast: 69)</b>					
<b>STATE REPRESENTATIVE 3rd Representative District, Vote For 1</b>					
	Randy BRIDGES	0 0.00%	0 0.00%	8 38.10%	8 38.10%
	Joni S. HOGANCAMP	0 0.00%	0 0.00%	13 61.90%	13 61.90%
	<b>Cast Votes:</b>	0 0.00%	0 0.00%	21 100.00%	21 100.00%
	<b>Over Votes:</b>	0 0.00%	0 0.00%	0 0.00%	0 0.00%
	<b>Under Votes:</b>	0 0.00%	0 0.00%	0 0.00%	0 0.00%
<b>JAILER, Vote For 1</b>					
	Greg GARRISON	0 0.00%	0 0.00%	4 25.00%	4 25.00%
	Bobby DENNIS	0 0.00%	0 0.00%	2 12.50%	2 12.50%
	David KNIGHT	0 0.00%	0 0.00%	10 62.50%	10 62.50%
	<b>Cast Votes:</b>	0 0.00%	0 0.00%	16 76.19%	16 76.19%
	<b>Over Votes:</b>	0 0.00%	0 0.00%	0 0.00%	0 0.00%
	<b>Under Votes:</b>	0 0.00%	0 0.00%	5 23.81%	5 23.81%
<b>COUNTY COMMISSIONER 2nd District, Vote For 1</b>					
	Richard BOX	0 0.00%	0 0.00%	6 35.29%	6 35.29%
	Jeff G. PARKER	0 0.00%	0 0.00%	11 64.71%	11 64.71%
	<b>Cast Votes:</b>	0 0.00%	0 0.00%	17 80.95%	17 80.95%
	<b>Over Votes:</b>	0 0.00%	0 0.00%	0 0.00%	0 0.00%
	<b>Under Votes:</b>	0 0.00%	0 0.00%	4 19.05%	4 19.05%
<b>COUNTY COMMISSIONER 3rd District, Vote For 1</b>					
	Eddie JONES	0 0.00%	0 0.00%	11 61.11%	11 61.11%
	Scott WATHEN	0 0.00%	0 0.00%	7 38.89%	7 38.89%
	<b>Cast Votes:</b>	0 0.00%	0 0.00%	18 85.71%	18 85.71%
	<b>Over Votes:</b>	0 0.00%	0 0.00%	0 0.00%	0 0.00%
	<b>Under Votes:</b>	0 0.00%	0 0.00%	3 14.29%	3 14.29%
<b>UNITED STATES REPRESENTATIVE in CONGRESS 1st Congressional District, Vote For 1</b>					
	Paul WALKER	0 0.00%	0 0.00%	37 78.72%	37 78.72%
	Alonzo PENNINGTON	0 0.00%	0 0.00%	10 21.28%	10 21.28%
	<b>Cast Votes:</b>	0 0.00%	0 0.00%	47 97.92%	47 97.92%
	<b>Over Votes:</b>	0 0.00%	0 0.00%	0 0.00%	0 0.00%
	<b>Under Votes:</b>	0 0.00%	0 0.00%	1 2.08%	1 2.08%
<b>PROPERTY VALUATION ADMINISTRATOR, Vote For 1</b>					
	Debbie HANNA	0 0.00%	0 0.00%	26 56.52%	26 56.52%
	Nancy D. BOCK	0 0.00%	0 0.00%	20 43.48%	20 43.48%
	<b>Cast Votes:</b>	0 0.00%	0 0.00%	46 95.83%	46 95.83%
	<b>Over Votes:</b>	0 0.00%	0 0.00%	0 0.00%	0 0.00%
	<b>Under Votes:</b>	0 0.00%	0 0.00%	2 4.17%	2 4.17%



Precinct Report — Unofficial

PRIMARY ELECTION HELD ON — OFFICIAL BALLOT FOR McCRACKEN COUNTY — May 22, 2018

Precincts Reporting 55 of 55 = 100.00%

Total Number of Voters : 8,263 of 0 = 0.00%

Party	Candidate	Absentee	Early	Election	Total
<b>Precinct B116A (Ballots Cast: 69)</b>					
<b>JAILER, Vote For 1</b>					
	Dan L. SIMS	0 0.00%	0 0.00%	32 69.57%	32 69.57%
	Tonya D. RAY	0 0.00%	0 0.00%	4 8.70%	4 8.70%
	Paula RILEY	0 0.00%	0 0.00%	10 21.74%	10 21.74%
	<b>Cast Votes:</b>	<b>0 0.00%</b>	<b>0 0.00%</b>	<b>46 95.83%</b>	<b>46 95.83%</b>
	<b>Over Votes:</b>	<b>0 0.00%</b>	<b>0 0.00%</b>	<b>0 0.00%</b>	<b>0 0.00%</b>
	<b>Under Votes:</b>	<b>0 0.00%</b>	<b>0 0.00%</b>	<b>2 4.17%</b>	<b>2 4.17%</b>
<b>COUNTY COMMISSIONER 1st District, Vote For 1</b>					
	Charles OFFUTT	0 0.00%	0 0.00%	13 28.26%	13 28.26%
	Mark SCOTT	0 0.00%	0 0.00%	33 71.74%	33 71.74%
	<b>Cast Votes:</b>	<b>0 0.00%</b>	<b>0 0.00%</b>	<b>46 95.83%</b>	<b>46 95.83%</b>
	<b>Over Votes:</b>	<b>0 0.00%</b>	<b>0 0.00%</b>	<b>0 0.00%</b>	<b>0 0.00%</b>
	<b>Under Votes:</b>	<b>0 0.00%</b>	<b>0 0.00%</b>	<b>2 4.17%</b>	<b>2 4.17%</b>
<b>COUNTY COMMISSIONER 2nd District, Vote For 1</b>					
	Paul CARTER	0 0.00%	0 0.00%	16 34.78%	16 34.78%
	Jerry BEYER	0 0.00%	0 0.00%	30 65.22%	30 65.22%
	<b>Cast Votes:</b>	<b>0 0.00%</b>	<b>0 0.00%</b>	<b>46 95.83%</b>	<b>46 95.83%</b>
	<b>Over Votes:</b>	<b>0 0.00%</b>	<b>0 0.00%</b>	<b>0 0.00%</b>	<b>0 0.00%</b>
	<b>Under Votes:</b>	<b>0 0.00%</b>	<b>0 0.00%</b>	<b>2 4.17%</b>	<b>2 4.17%</b>

Precinct Report — Unofficial

PRIMARY ELECTION HELD ON — OFFICIAL BALLOT FOR McCRACKEN COUNTY — May 22, 2018

Total Number of Voters : 8,263 of 0 = 0.00%

Party	Candidate	Absentee	Early	Election	Total
<b>Precinct B117 (Ballots Cast: 225)</b>					
<b>JAILER, Vote For 1</b>					
	Greg GARRISON	0 0.00%	0 0.00%	23 24.21%	23 24.21%
	Bobby DENNIS	0 0.00%	0 0.00%	10 10.53%	10 10.53%
	David KNIGHT	0 0.00%	0 0.00%	62 65.26%	62 65.26%
	<b>Cast Votes:</b>	0 0.00%	0 0.00%	95 84.07%	95 84.07%
	<b>Over Votes:</b>	0 0.00%	0 0.00%	0 0.00%	0 0.00%
	<b>Under Votes:</b>	0 0.00%	0 0.00%	18 15.93%	18 15.93%
<b>COUNTY COMMISSIONER 2nd District, Vote For 1</b>					
	Richard BOX	0 0.00%	0 0.00%	37 33.33%	37 33.33%
	Jeff G. PARKER	0 0.00%	0 0.00%	74 66.67%	74 66.67%
	<b>Cast Votes:</b>	0 0.00%	0 0.00%	111 98.23%	111 98.23%
	<b>Over Votes:</b>	0 0.00%	0 0.00%	0 0.00%	0 0.00%
	<b>Under Votes:</b>	0 0.00%	0 0.00%	2 1.77%	2 1.77%
<b>COUNTY COMMISSIONER 3rd District, Vote For 1</b>					
	Eddie JONES	0 0.00%	0 0.00%	57 52.29%	57 52.29%
	Scott WATHEN	0 0.00%	0 0.00%	52 47.71%	52 47.71%
	<b>Cast Votes:</b>	0 0.00%	0 0.00%	109 96.46%	109 96.46%
	<b>Over Votes:</b>	0 0.00%	0 0.00%	0 0.00%	0 0.00%
	<b>Under Votes:</b>	0 0.00%	0 0.00%	4 3.54%	4 3.54%
<b>UNITED STATES REPRESENTATIVE in CONGRESS 1st Congressional District, Vote For 1</b>					
	Paul WALKER	0 0.00%	0 0.00%	79 84.04%	79 84.04%
	Alonzo PENNINGTON	0 0.00%	0 0.00%	15 15.96%	15 15.96%
	<b>Cast Votes:</b>	0 0.00%	0 0.00%	94 83.93%	94 83.93%
	<b>Over Votes:</b>	0 0.00%	0 0.00%	0 0.00%	0 0.00%
	<b>Under Votes:</b>	0 0.00%	0 0.00%	18 16.07%	18 16.07%
<b>PROPERTY VALUATION ADMINISTRATOR, Vote For 1</b>					
	Debbie HANNA	0 0.00%	0 0.00%	45 42.45%	45 42.45%
	Nancy D. BOCK	0 0.00%	0 0.00%	61 57.55%	61 57.55%
	<b>Cast Votes:</b>	0 0.00%	0 0.00%	106 94.64%	106 94.64%
	<b>Over Votes:</b>	0 0.00%	0 0.00%	0 0.00%	0 0.00%
	<b>Under Votes:</b>	0 0.00%	0 0.00%	6 5.36%	6 5.36%
<b>JAILER, Vote For 1</b>					
	Dan L. SIMS	0 0.00%	0 0.00%	89 83.18%	89 83.18%
	Tonya D. RAY	0 0.00%	0 0.00%	5 4.67%	5 4.67%
	Paula RILEY	0 0.00%	0 0.00%	13 12.15%	13 12.15%
	<b>Cast Votes:</b>	0 0.00%	0 0.00%	107 95.54%	107 95.54%
	<b>Over Votes:</b>	0 0.00%	0 0.00%	0 0.00%	0 0.00%
	<b>Under Votes:</b>	0 0.00%	0 0.00%	5 4.46%	5 4.46%

**Precinct Report — Unofficial**

**PRIMARY ELECTION HELD ON — OFFICIAL BALLOT FOR McCRACKEN COUNTY — May 22, 2018**

Page 44 of 110

05/22/2018 07:57 PM

Precincts Reporting 55 of 55 = 100.00%

Total Number of Voters : 8,263 of 0 = 0.00%

Party	Candidate	Absentee	Early	Election	Total
<b>Precinct B117 (Ballots Cast: 225)</b>					
<b>COUNTY COMMISSIONER 1st District, Vote For 1</b>					
	Charles OFFUTT	0 0.00%	0 0.00%	41 43.62%	41 43.62%
	Mark SCOTT	0 0.00%	0 0.00%	53 56.38%	53 56.38%
	<b>Cast Votes:</b>	0 0.00%	0 0.00%	94 83.93%	94 83.93%
	<b>Over Votes:</b>	0 0.00%	0 0.00%	0 0.00%	0 0.00%
	<b>Under Votes:</b>	0 0.00%	0 0.00%	18 16.07%	18 16.07%
<b>COUNTY COMMISSIONER 2nd District, Vote For 1</b>					
	Paul CARTER	0 0.00%	0 0.00%	39 36.11%	39 36.11%
	Jerry BEYER	0 0.00%	0 0.00%	69 63.89%	69 63.89%
	<b>Cast Votes:</b>	0 0.00%	0 0.00%	108 96.43%	108 96.43%
	<b>Over Votes:</b>	0 0.00%	0 0.00%	0 0.00%	0 0.00%
	<b>Under Votes:</b>	0 0.00%	0 0.00%	4 3.57%	4 3.57%

**Precinct Report — Unofficial**

**PRIMARY ELECTION HELD ON — OFFICIAL BALLOT FOR McCRACKEN COUNTY — May 22, 2018**

Total Number of Voters : 8,263 of 0 = 0.00%

Party	Candidate	Absentee	Early	Election	Total
-------	-----------	----------	-------	----------	-------

**Precinct B118A (Ballots Cast: 147)**

**STATE REPRESENTATIVE 3rd Representative District, Vote For 1**

Randy BRIDGES	0	0.00%	0	0.00%	24	51.06%	24	51.06%
Joni S. HOGANCAMP	0	0.00%	0	0.00%	23	48.94%	23	48.94%
<b>Cast Votes:</b>	0	0.00%	0	0.00%	47	100.00%	47	100.00%
<b>Over Votes:</b>	0	0.00%	0	0.00%	0	0.00%	0	0.00%
<b>Under Votes:</b>	0	0.00%	0	0.00%	0	0.00%	0	0.00%

**JAILER, Vote For 1**

Greg GARRISON	0	0.00%	0	0.00%	9	21.43%	9	21.43%
Bobby DENNIS	0	0.00%	0	0.00%	14	33.33%	14	33.33%
David KNIGHT	0	0.00%	0	0.00%	19	45.24%	19	45.24%
<b>Cast Votes:</b>	0	0.00%	0	0.00%	42	89.36%	42	89.36%
<b>Over Votes:</b>	0	0.00%	0	0.00%	0	0.00%	0	0.00%
<b>Under Votes:</b>	0	0.00%	0	0.00%	5	10.64%	5	10.64%

**COUNTY COMMISSIONER 2nd District, Vote For 1**

Richard BOX	0	0.00%	0	0.00%	20	44.44%	20	44.44%
Jeff G. PARKER	0	0.00%	0	0.00%	25	55.56%	25	55.56%
<b>Cast Votes:</b>	0	0.00%	0	0.00%	45	95.74%	45	95.74%
<b>Over Votes:</b>	0	0.00%	0	0.00%	0	0.00%	0	0.00%
<b>Under Votes:</b>	0	0.00%	0	0.00%	2	4.26%	2	4.26%

**COUNTY COMMISSIONER 3rd District, Vote For 1**

Eddie JONES	0	0.00%	0	0.00%	21	47.73%	21	47.73%
Scott WATHEN	0	0.00%	0	0.00%	23	52.27%	23	52.27%
<b>Cast Votes:</b>	0	0.00%	0	0.00%	44	93.62%	44	93.62%
<b>Over Votes:</b>	0	0.00%	0	0.00%	0	0.00%	0	0.00%
<b>Under Votes:</b>	0	0.00%	0	0.00%	3	6.38%	3	6.38%

**UNITED STATES REPRESENTATIVE in CONGRESS 1st Congressional District, Vote For 1**

Paul WALKER	0	0.00%	0	0.00%	76	81.72%	76	81.72%
Alonzo PENNINGTON	0	0.00%	0	0.00%	17	18.28%	17	18.28%
<b>Cast Votes:</b>	0	0.00%	0	0.00%	93	93.00%	93	93.00%
<b>Over Votes:</b>	0	0.00%	0	0.00%	0	0.00%	0	0.00%
<b>Under Votes:</b>	0	0.00%	0	0.00%	7	7.00%	7	7.00%

**PROPERTY VALUATION ADMINISTRATOR, Vote For 1**

Debbie HANNA	0	0.00%	0	0.00%	37	38.54%	37	38.54%
Nancy D. BOCK	0	0.00%	0	0.00%	59	61.46%	59	61.46%
<b>Cast Votes:</b>	0	0.00%	0	0.00%	96	96.00%	96	96.00%
<b>Over Votes:</b>	0	0.00%	0	0.00%	0	0.00%	0	0.00%
<b>Under Votes:</b>	0	0.00%	0	0.00%	4	4.00%	4	4.00%

**Precinct Report — Unofficial**

**PRIMARY ELECTION HELD ON — OFFICIAL BALLOT FOR McCRACKEN COUNTY — May 22, 2018**

Total Number of Voters : 8,263 of 0 = 0.00%

Precincts Reporting 55 of 55 = 100.00%

Party	Candidate	Absentee	Early	Election	Total
-------	-----------	----------	-------	----------	-------

**Precinct B118A (Ballots Cast: 147)**

**JAILER, Vote For 1**

Dan L. SIMS	0	0.00%	0	0.00%	67	68.37%	67	68.37%
Tonya D. RAY	0	0.00%	0	0.00%	14	14.29%	14	14.29%
Paula RILEY	0	0.00%	0	0.00%	17	17.35%	17	17.35%
<b>Cast Votes:</b>	0	0.00%	0	0.00%	98	98.00%	98	98.00%
<b>Over Votes:</b>	0	0.00%	0	0.00%	0	0.00%	0	0.00%
<b>Under Votes:</b>	0	0.00%	0	0.00%	2	2.00%	2	2.00%

**COUNTY COMMISSIONER 1st District, Vote For 1**

Charles OFFUTT	0	0.00%	0	0.00%	33	36.67%	33	36.67%
Mark SCOTT	0	0.00%	0	0.00%	57	63.33%	57	63.33%
<b>Cast Votes:</b>	0	0.00%	0	0.00%	90	90.00%	90	90.00%
<b>Over Votes:</b>	0	0.00%	0	0.00%	0	0.00%	0	0.00%
<b>Under Votes:</b>	0	0.00%	0	0.00%	10	10.00%	10	10.00%

**COUNTY COMMISSIONER 2nd District, Vote For 1**

Paul CARTER	0	0.00%	0	0.00%	23	23.71%	23	23.71%
Jerry BEYER	0	0.00%	0	0.00%	74	76.29%	74	76.29%
<b>Cast Votes:</b>	0	0.00%	0	0.00%	97	97.00%	97	97.00%
<b>Over Votes:</b>	0	0.00%	0	0.00%	0	0.00%	0	0.00%
<b>Under Votes:</b>	0	0.00%	0	0.00%	3	3.00%	3	3.00%

# Precinct Report — Unofficial

## PRIMARY ELECTION HELD ON — OFFICIAL BALLOT FOR McCRACKEN COUNTY — May 22, 2018

Page 47 of 110

05/22/2018 07:57 PM

Precincts Reporting 55 of 55 = 100.00%

Total Number of Voters : 8,263 of 0 = 0.00%

Party	Candidate	Absentee	Early	Election	Total
<b>Precinct B119 (Ballots Cast: 90)</b>					
<b>JAILER, Vote For 1</b>					
	Greg GARRISON	0 0.00%	0 0.00%	5 22.73%	5 22.73%
	Bobby DENNIS	0 0.00%	0 0.00%	3 13.64%	3 13.64%
	David KNIGHT	0 0.00%	0 0.00%	14 63.64%	14 63.64%
	<b>Cast Votes:</b>	0 0.00%	0 0.00%	22 95.65%	22 95.65%
	<b>Over Votes:</b>	0 0.00%	0 0.00%	0 0.00%	0 0.00%
	<b>Under Votes:</b>	0 0.00%	0 0.00%	1 4.35%	1 4.35%
<b>COUNTY COMMISSIONER 2nd District, Vote For 1</b>					
	Richard BOX	0 0.00%	0 0.00%	15 65.22%	15 65.22%
	Jeff G. PARKER	0 0.00%	0 0.00%	8 34.78%	8 34.78%
	<b>Cast Votes:</b>	0 0.00%	0 0.00%	23 100.00%	23 100.00%
	<b>Over Votes:</b>	0 0.00%	0 0.00%	0 0.00%	0 0.00%
	<b>Under Votes:</b>	0 0.00%	0 0.00%	0 0.00%	0 0.00%
<b>COUNTY COMMISSIONER 3rd District, Vote For 1</b>					
	Eddie JONES	0 0.00%	0 0.00%	14 63.64%	14 63.64%
	Scott WATHEN	0 0.00%	0 0.00%	8 36.36%	8 36.36%
	<b>Cast Votes:</b>	0 0.00%	0 0.00%	22 95.65%	22 95.65%
	<b>Over Votes:</b>	0 0.00%	0 0.00%	0 0.00%	0 0.00%
	<b>Under Votes:</b>	0 0.00%	0 0.00%	1 4.35%	1 4.35%
<b>UNITED STATES REPRESENTATIVE in CONGRESS 1st Congressional District, Vote For 1</b>					
	Paul WALKER	0 0.00%	0 0.00%	52 85.25%	52 85.25%
	Alonzo PENNINGTON	0 0.00%	0 0.00%	9 14.75%	9 14.75%
	<b>Cast Votes:</b>	0 0.00%	0 0.00%	61 91.04%	61 91.04%
	<b>Over Votes:</b>	0 0.00%	0 0.00%	0 0.00%	0 0.00%
	<b>Under Votes:</b>	0 0.00%	0 0.00%	6 8.96%	6 8.96%
<b>PROPERTY VALUATION ADMINISTRATOR, Vote For 1</b>					
	Debbie HANNA	0 0.00%	0 0.00%	35 52.24%	35 52.24%
	Nancy D. BOCK	0 0.00%	0 0.00%	32 47.76%	32 47.76%
	<b>Cast Votes:</b>	0 0.00%	0 0.00%	67 100.00%	67 100.00%
	<b>Over Votes:</b>	0 0.00%	0 0.00%	0 0.00%	0 0.00%
	<b>Under Votes:</b>	0 0.00%	0 0.00%	0 0.00%	0 0.00%
<b>JAILER, Vote For 1</b>					
	Dan L. SIMS	0 0.00%	0 0.00%	48 71.64%	48 71.64%
	Tonya D. RAY	0 0.00%	0 0.00%	8 11.94%	8 11.94%
	Paula RILEY	0 0.00%	0 0.00%	11 16.42%	11 16.42%
	<b>Cast Votes:</b>	0 0.00%	0 0.00%	67 100.00%	67 100.00%
	<b>Over Votes:</b>	0 0.00%	0 0.00%	0 0.00%	0 0.00%
	<b>Under Votes:</b>	0 0.00%	0 0.00%	0 0.00%	0 0.00%

**Precinct Report — Unofficial**

**PRIMARY ELECTION HELD ON — OFFICIAL BALLOT FOR McCRACKEN COUNTY — May 22, 2018**

Page 48 of 110

05/22/2018 07:57 PM

Total Number of Voters : 8,263 of 0 = 0.00%

Precincts Reporting 55 of 55 = 100.00%

Party	Candidate	Absentee	Early	Election	Total
<b>Precinct B119 (Ballots Cast: 90)</b>					
<b>COUNTY COMMISSIONER 1st District, Vote For 1</b>					
	Charles OFFUTT	0 0.00%	0 0.00%	24 38.71%	24 38.71%
	Mark SCOTT	0 0.00%	0 0.00%	38 61.29%	38 61.29%
	<b>Cast Votes:</b>	0 0.00%	0 0.00%	62 92.54%	62 92.54%
	<b>Over Votes:</b>	0 0.00%	0 0.00%	0 0.00%	0 0.00%
	<b>Under Votes:</b>	0 0.00%	0 0.00%	5 7.46%	5 7.46%
<b>COUNTY COMMISSIONER 2nd District, Vote For 1</b>					
	Paul CARTER	0 0.00%	0 0.00%	25 37.31%	25 37.31%
	Jerry BEYER	0 0.00%	0 0.00%	42 62.69%	42 62.69%
	<b>Cast Votes:</b>	0 0.00%	0 0.00%	67 100.00%	67 100.00%
	<b>Over Votes:</b>	0 0.00%	0 0.00%	0 0.00%	0 0.00%
	<b>Under Votes:</b>	0 0.00%	0 0.00%	0 0.00%	0 0.00%

**Precinct Report — Unofficial**  
**PRIMARY ELECTION HELD ON — OFFICIAL BALLOT FOR McCRACKEN COUNTY — May 22, 2018**

Page 41 of 110

05/22/2018 07:57 P

Total Number of Voters : 8,263 of 0 = 0.00%

Precincts Reporting 55 of 55 = 100.00

Party	Candidate	Absentee	Early	Election	Total
<b>Precinct B116A (Ballots Cast: 69)</b>					
<b>STATE REPRESENTATIVE 3rd Representative District, Vote For 1</b>					
	Randy BRIDGES	0 0.00%	0 0.00%	8 38.10%	8 38.10%
	Joni S. HOGANCAMP	0 0.00%	0 0.00%	13 61.90%	13 61.90%
	<b>Cast Votes:</b>	0 0.00%	0 0.00%	21 100.00%	21 100.00%
	<b>Over Votes:</b>	0 0.00%	0 0.00%	0 0.00%	0 0.00%
	<b>Under Votes:</b>	0 0.00%	0 0.00%	0 0.00%	0 0.00%
<b>JAILER, Vote For 1</b>					
	Greg GARRISON	0 0.00%	0 0.00%	4 25.00%	4 25.00%
	Bobby DENNIS	0 0.00%	0 0.00%	2 12.50%	2 12.50%
	David KNIGHT	0 0.00%	0 0.00%	10 62.50%	10 62.50%
	<b>Cast Votes:</b>	0 0.00%	0 0.00%	16 76.19%	16 76.19%
	<b>Over Votes:</b>	0 0.00%	0 0.00%	0 0.00%	0 0.00%
	<b>Under Votes:</b>	0 0.00%	0 0.00%	5 23.81%	5 23.81%
<b>COUNTY COMMISSIONER 2nd District, Vote For 1</b>					
	Richard BOX	0 0.00%	0 0.00%	6 35.29%	6 35.29%
	Jeff G. PARKER	0 0.00%	0 0.00%	11 64.71%	11 64.71%
	<b>Cast Votes:</b>	0 0.00%	0 0.00%	17 80.95%	17 80.95%
	<b>Over Votes:</b>	0 0.00%	0 0.00%	0 0.00%	0 0.00%
	<b>Under Votes:</b>	0 0.00%	0 0.00%	4 19.05%	4 19.05%
<b>COUNTY COMMISSIONER 3rd District, Vote For 1</b>					
	Eddie JONES	0 0.00%	0 0.00%	11 61.11%	11 61.11%
	Scott WATHEN	0 0.00%	0 0.00%	7 38.89%	7 38.89%
	<b>Cast Votes:</b>	0 0.00%	0 0.00%	18 85.71%	18 85.71%
	<b>Over Votes:</b>	0 0.00%	0 0.00%	0 0.00%	0 0.00%
	<b>Under Votes:</b>	0 0.00%	0 0.00%	3 14.29%	3 14.29%
<b>UNITED STATES REPRESENTATIVE in CONGRESS 1st Congressional District, Vote For 1</b>					
	Paul WALKER	0 0.00%	0 0.00%	37 78.72%	37 78.72%
	Alonzo PENNINGTON	0 0.00%	0 0.00%	10 21.28%	10 21.28%
	<b>Cast Votes:</b>	0 0.00%	0 0.00%	47 97.92%	47 97.92%
	<b>Over Votes:</b>	0 0.00%	0 0.00%	0 0.00%	0 0.00%
	<b>Under Votes:</b>	0 0.00%	0 0.00%	1 2.08%	1 2.08%
<b>PROPERTY VALUATION ADMINISTRATOR, Vote For 1</b>					
	Debbie HANNA	0 0.00%	0 0.00%	26 56.52%	26 56.52%
	Nancy D. BOCK	0 0.00%	0 0.00%	20 43.48%	20 43.48%
	<b>Cast Votes:</b>	0 0.00%	0 0.00%	46 95.83%	46 95.83%
	<b>Over Votes:</b>	0 0.00%	0 0.00%	0 0.00%	0 0.00%
	<b>Under Votes:</b>	0 0.00%	0 0.00%	2 4.17%	2 4.17%



**Precinct Report — Unofficial**  
**PRIMARY ELECTION HELD ON — OFFICIAL BALLOT FOR McCRACKEN COUNTY — May 22, 2018**

Total Number of Voters : 8,263 of 0 = 0.00%

Party	Candidate	Absentee	Early	Election	Total
<b>Precinct B116A (Ballots Cast: 69)</b>					
	<b>JAILER, Vote For 1</b>				
	Dan L. SIMS	0 0.00%	0 0.00%	32 69.57%	32 69.57%
	Tonya D. RAY	0 0.00%	0 0.00%	4 8.70%	4 8.70%
	Paula RILEY	0 0.00%	0 0.00%	10 21.74%	10 21.74%
	<b>Cast Votes:</b>	0 0.00%	0 0.00%	46 95.83%	46 95.83%
	<b>Over Votes:</b>	0 0.00%	0 0.00%	0 0.00%	0 0.00%
	<b>Under Votes:</b>	0 0.00%	0 0.00%	2 4.17%	2 4.17%
<b>COUNTY COMMISSIONER 1st District, Vote For 1</b>					
	Charles OFFUTT	0 0.00%	0 0.00%	13 28.26%	13 28.26%
	Mark SCOTT	0 0.00%	0 0.00%	33 71.74%	33 71.74%
	<b>Cast Votes:</b>	0 0.00%	0 0.00%	46 95.83%	46 95.83%
	<b>Over Votes:</b>	0 0.00%	0 0.00%	0 0.00%	0 0.00%
	<b>Under Votes:</b>	0 0.00%	0 0.00%	2 4.17%	2 4.17%
<b>COUNTY COMMISSIONER 2nd District, Vote For 1</b>					
	Paul CARTER	0 0.00%	0 0.00%	16 34.78%	16 34.78%
	Jerry BEYER	0 0.00%	0 0.00%	30 65.22%	30 65.22%
	<b>Cast Votes:</b>	0 0.00%	0 0.00%	46 95.83%	46 95.83%
	<b>Over Votes:</b>	0 0.00%	0 0.00%	0 0.00%	0 0.00%
	<b>Under Votes:</b>	0 0.00%	0 0.00%	2 4.17%	2 4.17%

**Precinct Report — Unofficial**  
**PRIMARY ELECTION HELD ON — OFFICIAL BALLOT FOR McCRACKEN COUNTY — May 22, 2018**

Page 43 of 110

05/22/2018 07:57 I

Total Number of Voters : 8,263 of 0 = 0.00%

Precincts Reporting 55 of 55 = 100.00%

Party	Candidate	Absentee	Early	Election	Total
<b>Precinct B117 (Ballots Cast: 225)</b>					
<b>JAILER, Vote For 1</b>					
	Greg GARRISON	0 0.00%	0 0.00%	23 24.21%	23 24.21%
	Bobby DENNIS	0 0.00%	0 0.00%	10 10.53%	10 10.53%
	David KNIGHT	0 0.00%	0 0.00%	62 65.26%	62 65.26%
	<b>Cast Votes:</b>	0 0.00%	0 0.00%	95 84.07%	95 84.07%
	<b>Over Votes:</b>	0 0.00%	0 0.00%	0 0.00%	0 0.00%
	<b>Under Votes:</b>	0 0.00%	0 0.00%	18 15.93%	18 15.93%
<b>COUNTY COMMISSIONER 2nd District, Vote For 1</b>					
	Richard BOX	0 0.00%	0 0.00%	37 33.33%	37 33.33%
	Jeff G. PARKER	0 0.00%	0 0.00%	74 66.67%	74 66.67%
	<b>Cast Votes:</b>	0 0.00%	0 0.00%	111 98.23%	111 98.23%
	<b>Over Votes:</b>	0 0.00%	0 0.00%	0 0.00%	0 0.00%
	<b>Under Votes:</b>	0 0.00%	0 0.00%	2 1.77%	2 1.77%
<b>COUNTY COMMISSIONER 3rd District, Vote For 1</b>					
	Eddie JONES	0 0.00%	0 0.00%	57 52.29%	57 52.29%
	Scott WATHEN	0 0.00%	0 0.00%	52 47.71%	52 47.71%
	<b>Cast Votes:</b>	0 0.00%	0 0.00%	109 96.46%	109 96.46%
	<b>Over Votes:</b>	0 0.00%	0 0.00%	0 0.00%	0 0.00%
	<b>Under Votes:</b>	0 0.00%	0 0.00%	4 3.54%	4 3.54%
<b>UNITED STATES REPRESENTATIVE in CONGRESS 1st Congressional District, Vote For 1</b>					
	Paul WALKER	0 0.00%	0 0.00%	79 84.04%	79 84.04%
	Alonzo PENNINGTON	0 0.00%	0 0.00%	15 15.96%	15 15.96%
	<b>Cast Votes:</b>	0 0.00%	0 0.00%	94 83.93%	94 83.93%
	<b>Over Votes:</b>	0 0.00%	0 0.00%	0 0.00%	0 0.00%
	<b>Under Votes:</b>	0 0.00%	0 0.00%	18 16.07%	18 16.07%
<b>PROPERTY VALUATION ADMINISTRATOR, Vote For 1</b>					
	Debbie HANNA	0 0.00%	0 0.00%	45 42.45%	45 42.45%
	Nancy D. BOCK	0 0.00%	0 0.00%	61 57.55%	61 57.55%
	<b>Cast Votes:</b>	0 0.00%	0 0.00%	106 94.64%	106 94.64%
	<b>Over Votes:</b>	0 0.00%	0 0.00%	0 0.00%	0 0.00%
	<b>Under Votes:</b>	0 0.00%	0 0.00%	6 5.36%	6 5.36%
<b>JAILER, Vote For 1</b>					
	Dan L. SIMS	0 0.00%	0 0.00%	89 83.18%	89 83.18%
	Tonya D. RAY	0 0.00%	0 0.00%	5 4.67%	5 4.67%
	Paula RILEY	0 0.00%	0 0.00%	13 12.15%	13 12.15%
	<b>Cast Votes:</b>	0 0.00%	0 0.00%	107 95.54%	107 95.54%
	<b>Over Votes:</b>	0 0.00%	0 0.00%	0 0.00%	0 0.00%
	<b>Under Votes:</b>	0 0.00%	0 0.00%	5 4.46%	5 4.46%

Precinct Report — Unofficial

PRIMARY ELECTION HELD ON — OFFICIAL BALLOT FOR McCRACKEN COUNTY — May 22, 2018

Page 44 of 110

05/22/2018 07:57 F

Total Number of Voters : 8,263 of 0 = 0.00%

Precincts Reporting 55 of 55 = 100.00%

Party	Candidate	Absentee	Early	Election	Total
<b>Precinct B117 (Ballots Cast: 225)</b>					
<b>COUNTY COMMISSIONER 1st District, Vote For 1</b>					
	Charles OFFUTT	0 0.00%	0 0.00%	41 43.62%	41 43.62%
	Mark SCOTT	0 0.00%	0 0.00%	53 56.38%	53 56.38%
	<b>Cast Votes:</b>	0 0.00%	0 0.00%	94 83.93%	94 83.93%
	<b>Over Votes:</b>	0 0.00%	0 0.00%	0 0.00%	0 0.00%
	<b>Under Votes:</b>	0 0.00%	0 0.00%	18 16.07%	18 16.07%
<b>COUNTY COMMISSIONER 2nd District, Vote For 1</b>					
	Paul CARTER	0 0.00%	0 0.00%	39 36.11%	39 36.11%
	Jerry BEYER	0 0.00%	0 0.00%	69 63.89%	69 63.89%
	<b>Cast Votes:</b>	0 0.00%	0 0.00%	108 96.43%	108 96.43%
	<b>Over Votes:</b>	0 0.00%	0 0.00%	0 0.00%	0 0.00%
	<b>Under Votes:</b>	0 0.00%	0 0.00%	4 3.57%	4 3.57%

**Precinct Report — Unofficial**  
**PRIMARY ELECTION HELD ON — OFFICIAL BALLOT FOR McCRACKEN COUNTY — May 22, 2018**

Page 45 of 110

05/22/2018 07:57 P

Total Number of Voters : 8,263 of 0 = 0.00%

Precincts Reporting 55 of 55 = 100.00

Party	Candidate	Absentee	Early	Election	Total
<b>Precinct B118A (Ballots Cast: 147)</b>					
<b>STATE REPRESENTATIVE 3rd Representative District, Vote For 1</b>					
	Randy BRIDGES	0 0.00%	0 0.00%	24 51.06%	24 51.06%
	Joni S. HOGANCAMP	0 0.00%	0 0.00%	23 48.94%	23 48.94%
	<b>Cast Votes:</b>	0 0.00%	0 0.00%	47 100.00%	47 100.00%
	<b>Over Votes:</b>	0 0.00%	0 0.00%	0 0.00%	0 0.00%
	<b>Under Votes:</b>	0 0.00%	0 0.00%	0 0.00%	0 0.00%
<b>JAILER, Vote For 1</b>					
	Greg GARRISON	0 0.00%	0 0.00%	9 21.43%	9 21.43%
	Bobby DENNIS	0 0.00%	0 0.00%	14 33.33%	14 33.33%
	David KNIGHT	0 0.00%	0 0.00%	19 45.24%	19 45.24%
	<b>Cast Votes:</b>	0 0.00%	0 0.00%	42 89.36%	42 89.36%
	<b>Over Votes:</b>	0 0.00%	0 0.00%	0 0.00%	0 0.00%
	<b>Under Votes:</b>	0 0.00%	0 0.00%	5 10.64%	5 10.64%
<b>COUNTY COMMISSIONER 2nd District, Vote For 1</b>					
	Richard BOX	0 0.00%	0 0.00%	20 44.44%	20 44.44%
	Jeff G. PARKER	0 0.00%	0 0.00%	25 55.56%	25 55.56%
	<b>Cast Votes:</b>	0 0.00%	0 0.00%	45 95.74%	45 95.74%
	<b>Over Votes:</b>	0 0.00%	0 0.00%	0 0.00%	0 0.00%
	<b>Under Votes:</b>	0 0.00%	0 0.00%	2 4.26%	2 4.26%
<b>COUNTY COMMISSIONER 3rd District, Vote For 1</b>					
	Eddie JONES	0 0.00%	0 0.00%	21 47.73%	21 47.73%
	Scott WATHEN	0 0.00%	0 0.00%	23 52.27%	23 52.27%
	<b>Cast Votes:</b>	0 0.00%	0 0.00%	44 93.62%	44 93.62%
	<b>Over Votes:</b>	0 0.00%	0 0.00%	0 0.00%	0 0.00%
	<b>Under Votes:</b>	0 0.00%	0 0.00%	3 6.38%	3 6.38%
<b>UNITED STATES REPRESENTATIVE in CONGRESS 1st Congressional District, Vote For 1</b>					
	Paul WALKER	0 0.00%	0 0.00%	76 81.72%	76 81.72%
	Alonzo PENNINGTON	0 0.00%	0 0.00%	17 18.28%	17 18.28%
	<b>Cast Votes:</b>	0 0.00%	0 0.00%	93 93.00%	93 93.00%
	<b>Over Votes:</b>	0 0.00%	0 0.00%	0 0.00%	0 0.00%
	<b>Under Votes:</b>	0 0.00%	0 0.00%	7 7.00%	7 7.00%
<b>PROPERTY VALUATION ADMINISTRATOR, Vote For 1</b>					
	Debbie HANNA	0 0.00%	0 0.00%	37 38.54%	37 38.54%
	Nancy D. BOCK	0 0.00%	0 0.00%	59 61.46%	59 61.46%
	<b>Cast Votes:</b>	0 0.00%	0 0.00%	96 96.00%	96 96.00%
	<b>Over Votes:</b>	0 0.00%	0 0.00%	0 0.00%	0 0.00%
	<b>Under Votes:</b>	0 0.00%	0 0.00%	4 4.00%	4 4.00%

**Precinct Report — Unofficial**  
**PRIMARY ELECTION HELD ON — OFFICIAL BALLOT FOR McCRACKEN COUNTY — May 22, 2018**

Page 46 of 110

05/22/2018 07:57:11

Total Number of Voters : 8,263 of 0 = 0.00%

Precincts Reporting 55 of 55 = 100.00%

Party	Candidate	Absentee	Early	Election	Total
<b>Precinct B118A (Ballots Cast: 147)</b>					
<b>JAILER, Vote For 1</b>					
	Dan L. SIMS	0 0.00%	0 0.00%	67 68.37%	67 68.37%
	Tonya D. RAY	0 0.00%	0 0.00%	14 14.29%	14 14.29%
	Paula RILEY	0 0.00%	0 0.00%	17 17.35%	17 17.35%
	<b>Cast Votes:</b>	0 0.00%	0 0.00%	98 98.00%	98 98.00%
	<b>Over Votes:</b>	0 0.00%	0 0.00%	0 0.00%	0 0.00%
	<b>Under Votes:</b>	0 0.00%	0 0.00%	2 2.00%	2 2.00%
<b>COUNTY COMMISSIONER 1st District, Vote For 1</b>					
	Charles OFFUTT	0 0.00%	0 0.00%	33 36.67%	33 36.67%
	Mark SCOTT	0 0.00%	0 0.00%	57 63.33%	57 63.33%
	<b>Cast Votes:</b>	0 0.00%	0 0.00%	90 90.00%	90 90.00%
	<b>Over Votes:</b>	0 0.00%	0 0.00%	0 0.00%	0 0.00%
	<b>Under Votes:</b>	0 0.00%	0 0.00%	10 10.00%	10 10.00%
<b>COUNTY COMMISSIONER 2nd District, Vote For 1</b>					
	Paul CARTER	0 0.00%	0 0.00%	23 23.71%	23 23.71%
	Jerry BEYER	0 0.00%	0 0.00%	74 76.29%	74 76.29%
	<b>Cast Votes:</b>	0 0.00%	0 0.00%	97 97.00%	97 97.00%
	<b>Over Votes:</b>	0 0.00%	0 0.00%	0 0.00%	0 0.00%
	<b>Under Votes:</b>	0 0.00%	0 0.00%	3 3.00%	3 3.00%

**Precinct Report — Unofficial**  
**PRIMARY ELECTION HELD ON — OFFICIAL BALLOT FOR McCRACKEN COUNTY — May 22, 2018**

Total Number of Voters : 8,263 of 0 = 0.00%

Party	Candidate	Absentee	Early	Election	Total
<b>Precinct B119 (Ballots Cast: 90)</b>					
<b>JAILER, Vote For 1</b>					
	Greg GARRISON	0 0.00%	0 0.00%	5 22.73%	5 22.73%
	Bobby DENNIS	0 0.00%	0 0.00%	3 13.64%	3 13.64%
	David KNIGHT	0 0.00%	0 0.00%	14 63.64%	14 63.64%
	<b>Cast Votes:</b>	0 0.00%	0 0.00%	22 95.65%	22 95.65%
	<b>Over Votes:</b>	0 0.00%	0 0.00%	0 0.00%	0 0.00%
	<b>Under Votes:</b>	0 0.00%	0 0.00%	1 4.35%	1 4.35%
<b>COUNTY COMMISSIONER 2nd District, Vote For 1</b>					
	Richard BOX	0 0.00%	0 0.00%	15 65.22%	15 65.22%
	Jeff G. PARKER	0 0.00%	0 0.00%	8 34.78%	8 34.78%
	<b>Cast Votes:</b>	0 0.00%	0 0.00%	23 100.00%	23 100.00%
	<b>Over Votes:</b>	0 0.00%	0 0.00%	0 0.00%	0 0.00%
	<b>Under Votes:</b>	0 0.00%	0 0.00%	0 0.00%	0 0.00%
<b>COUNTY COMMISSIONER 3rd District, Vote For 1</b>					
	Eddie JONES	0 0.00%	0 0.00%	14 63.64%	14 63.64%
	Scott WATHEN	0 0.00%	0 0.00%	8 36.36%	8 36.36%
	<b>Cast Votes:</b>	0 0.00%	0 0.00%	22 95.65%	22 95.65%
	<b>Over Votes:</b>	0 0.00%	0 0.00%	0 0.00%	0 0.00%
	<b>Under Votes:</b>	0 0.00%	0 0.00%	1 4.35%	1 4.35%
<b>UNITED STATES REPRESENTATIVE in CONGRESS 1st Congressional District, Vote For 1</b>					
	Paul WALKER	0 0.00%	0 0.00%	52 85.25%	52 85.25%
	Alonzo PENNINGTON	0 0.00%	0 0.00%	9 14.75%	9 14.75%
	<b>Cast Votes:</b>	0 0.00%	0 0.00%	61 91.04%	61 91.04%
	<b>Over Votes:</b>	0 0.00%	0 0.00%	0 0.00%	0 0.00%
	<b>Under Votes:</b>	0 0.00%	0 0.00%	6 8.96%	6 8.96%
<b>PROPERTY VALUATION ADMINISTRATOR, Vote For 1</b>					
	Debbie HANNA	0 0.00%	0 0.00%	35 52.24%	35 52.24%
	Nancy D. BOCK	0 0.00%	0 0.00%	32 47.76%	32 47.76%
	<b>Cast Votes:</b>	0 0.00%	0 0.00%	67 100.00%	67 100.00%
	<b>Over Votes:</b>	0 0.00%	0 0.00%	0 0.00%	0 0.00%
	<b>Under Votes:</b>	0 0.00%	0 0.00%	0 0.00%	0 0.00%
<b>JAILER, Vote For 1</b>					
	Dan L. SIMS	0 0.00%	0 0.00%	48 71.64%	48 71.64%
	Tonya D. RAY	0 0.00%	0 0.00%	8 11.94%	8 11.94%
	Paula RILEY	0 0.00%	0 0.00%	11 16.42%	11 16.42%
	<b>Cast Votes:</b>	0 0.00%	0 0.00%	67 100.00%	67 100.00%
	<b>Over Votes:</b>	0 0.00%	0 0.00%	0 0.00%	0 0.00%
	<b>Under Votes:</b>	0 0.00%	0 0.00%	0 0.00%	0 0.00%

Precinct Report — Unofficial

PRIMARY ELECTION HELD ON — OFFICIAL BALLOT FOR McCRACKEN COUNTY — May 22, 2018

Total Number of Voters : 8,263 of 0 = 0.00%

Precincts Reporting 55 of 55 = 100.00%

Party	Candidate	Absentee	Early	Election	Total
<b>Precinct B119 (Ballots Cast: 90)</b>					
<b>COUNTY COMMISSIONER 1st District, Vote For 1</b>					
	Charles OFFUTT	0 0.00%	0 0.00%	24 38.71%	24 38.71%
	Mark SCOTT	0 0.00%	0 0.00%	38 61.29%	38 61.29%
	<b>Cast Votes:</b>	0 0.00%	0 0.00%	62 92.54%	62 92.54%
	<b>Over Votes:</b>	0 0.00%	0 0.00%	0 0.00%	0 0.00%
	<b>Under Votes:</b>	0 0.00%	0 0.00%	5 7.46%	5 7.46%
<b>COUNTY COMMISSIONER 2nd District, Vote For 1</b>					
	Paul CARTER	0 0.00%	0 0.00%	25 37.31%	25 37.31%
	Jerry BEYER	0 0.00%	0 0.00%	42 62.69%	42 62.69%
	<b>Cast Votes:</b>	0 0.00%	0 0.00%	67 100.00%	67 100.00%
	<b>Over Votes:</b>	0 0.00%	0 0.00%	0 0.00%	0 0.00%
	<b>Under Votes:</b>	0 0.00%	0 0.00%	0 0.00%	0 0.00%

**Precinct Report — Unofficial**  
**PRIMARY ELECTION HELD ON — OFFICIAL BALLOT FOR McCRACKEN COUNTY — May 22, 2018**

Total Number of Voters : 8,263 of 0 = 0.00%

Party	Candidate	Absentee	Early	Election	Total
<b>Precinct B120 (Ballots Cast: 146)</b>					
<b>JAILER, Vote For 1</b>					
	Greg GARRISON	0 0.00%	0 0.00%	11 15.07%	11 15.07%
	Bobby DENNIS	0 0.00%	0 0.00%	16 21.92%	16 21.92%
	David KNIGHT	0 0.00%	0 0.00%	46 63.01%	46 63.01%
	<b>Cast Votes:</b>	0 0.00%	0 0.00%	73 94.81%	73 94.81%
	<b>Over Votes:</b>	0 0.00%	0 0.00%	0 0.00%	0 0.00%
	<b>Under Votes:</b>	0 0.00%	0 0.00%	4 5.19%	4 5.19%
<b>COUNTY COMMISSIONER 2nd District, Vote For 1</b>					
	Richard BOX	0 0.00%	0 0.00%	31 41.33%	31 41.33%
	Jeff G. PARKER	0 0.00%	0 0.00%	44 58.67%	44 58.67%
	<b>Cast Votes:</b>	0 0.00%	0 0.00%	75 97.40%	75 97.40%
	<b>Over Votes:</b>	0 0.00%	0 0.00%	0 0.00%	0 0.00%
	<b>Under Votes:</b>	0 0.00%	0 0.00%	2 2.60%	2 2.60%
<b>COUNTY COMMISSIONER 3rd District, Vote For 1</b>					
	Eddie JONES	0 0.00%	0 0.00%	37 50.00%	37 50.00%
	Scott WATHEN	0 0.00%	0 0.00%	37 50.00%	37 50.00%
	<b>Cast Votes:</b>	0 0.00%	0 0.00%	74 96.10%	74 96.10%
	<b>Over Votes:</b>	0 0.00%	0 0.00%	0 0.00%	0 0.00%
	<b>Under Votes:</b>	0 0.00%	0 0.00%	3 3.90%	3 3.90%
<b>UNITED STATES REPRESENTATIVE in CONGRESS 1st Congressional District, Vote For 1</b>					
	Paul WALKER	0 0.00%	0 0.00%	53 88.33%	53 88.33%
	Alonzo PENNINGTON	0 0.00%	0 0.00%	7 11.67%	7 11.67%
	<b>Cast Votes:</b>	0 0.00%	0 0.00%	60 86.96%	60 86.96%
	<b>Over Votes:</b>	0 0.00%	0 0.00%	0 0.00%	0 0.00%
	<b>Under Votes:</b>	0 0.00%	0 0.00%	9 13.04%	9 13.04%
<b>PROPERTY VALUATION ADMINISTRATOR, Vote For 1</b>					
	Debbie HANNA	0 0.00%	0 0.00%	28 41.79%	28 41.79%
	Nancy D. BOCK	0 0.00%	0 0.00%	39 58.21%	39 58.21%
	<b>Cast Votes:</b>	0 0.00%	0 0.00%	67 97.10%	67 97.10%
	<b>Over Votes:</b>	0 0.00%	0 0.00%	0 0.00%	0 0.00%
	<b>Under Votes:</b>	0 0.00%	0 0.00%	2 2.90%	2 2.90%
<b>JAILER, Vote For 1</b>					
	Dan L. SIMS	0 0.00%	0 0.00%	49 73.13%	49 73.13%
	Tonya D. RAY	0 0.00%	0 0.00%	7 10.45%	7 10.45%
	Paula RILEY	0 0.00%	0 0.00%	11 16.42%	11 16.42%
	<b>Cast Votes:</b>	0 0.00%	0 0.00%	67 97.10%	67 97.10%
	<b>Over Votes:</b>	0 0.00%	0 0.00%	0 0.00%	0 0.00%
	<b>Under Votes:</b>	0 0.00%	0 0.00%	2 2.90%	2 2.90%



**Precinct Report — Unofficial**

**PRIMARY ELECTION HELD ON — OFFICIAL BALLOT FOR McCRACKEN COUNTY — May 22, 2018**

Total Number of Voters : 8,263 of 0 = 0.00%

Precincts Reporting 55 of 55 = 100.00%

Party	Candidate	Absentee	Early	Election	Total
<b>Precinct B120 (Ballots Cast: 146)</b>					
<b>COUNTY COMMISSIONER 1st District, Vote For 1</b>					
	Charles OFFUTT	0 0.00%	0 0.00%	21 33.87%	21 33.87%
	Mark SCOTT	0 0.00%	0 0.00%	41 66.13%	41 66.13%
	<b>Cast Votes:</b>	0 0.00%	0 0.00%	62 89.86%	62 89.86%
	<b>Over Votes:</b>	0 0.00%	0 0.00%	0 0.00%	0 0.00%
	<b>Under Votes:</b>	0 0.00%	0 0.00%	7 10.14%	7 10.14%
<b>COUNTY COMMISSIONER 2nd District, Vote For 1</b>					
	Paul CARTER	0 0.00%	0 0.00%	27 39.71%	27 39.71%
	Jerry BEYER	0 0.00%	0 0.00%	41 60.29%	41 60.29%
	<b>Cast Votes:</b>	0 0.00%	0 0.00%	68 98.55%	68 98.55%
	<b>Over Votes:</b>	0 0.00%	0 0.00%	0 0.00%	0 0.00%
	<b>Under Votes:</b>	0 0.00%	0 0.00%	1 1.45%	1 1.45%

Precinct Report — Unofficial

PRIMARY ELECTION HELD ON — OFFICIAL BALLOT FOR McCRACKEN COUNTY — May 22, 2018

Total Number of Voters : 8,263 of 0 = 0.00%

Party	Candidate	Absentee	Early	Election	Total
<b>Precinct B121 (Ballots Cast: 153)</b>					
<b>JAILER, Vote For 1</b>					
	Greg GARRISON	0 0.00%	0 0.00%	16 26.23%	16 26.23%
	Bobby DENNIS	0 0.00%	0 0.00%	2 3.28%	2 3.28%
	David KNIGHT	0 0.00%	0 0.00%	43 70.49%	43 70.49%
	<b>Cast Votes:</b>	0 0.00%	0 0.00%	61 91.04%	61 91.04%
	<b>Over Votes:</b>	0 0.00%	0 0.00%	0 0.00%	0 0.00%
	<b>Under Votes:</b>	0 0.00%	0 0.00%	6 8.96%	6 8.96%
<b>COUNTY COMMISSIONER 2nd District, Vote For 1</b>					
	Richard BOX	0 0.00%	0 0.00%	30 45.45%	30 45.45%
	Jeff G. PARKER	0 0.00%	0 0.00%	36 54.55%	36 54.55%
	<b>Cast Votes:</b>	0 0.00%	0 0.00%	66 98.51%	66 98.51%
	<b>Over Votes:</b>	0 0.00%	0 0.00%	0 0.00%	0 0.00%
	<b>Under Votes:</b>	0 0.00%	0 0.00%	1 1.49%	1 1.49%
<b>COUNTY COMMISSIONER 3rd District, Vote For 1</b>					
	Eddie JONES	0 0.00%	0 0.00%	21 33.87%	21 33.87%
	Scott WATHEN	0 0.00%	0 0.00%	41 66.13%	41 66.13%
	<b>Cast Votes:</b>	0 0.00%	0 0.00%	62 92.54%	62 92.54%
	<b>Over Votes:</b>	0 0.00%	0 0.00%	0 0.00%	0 0.00%
	<b>Under Votes:</b>	0 0.00%	0 0.00%	5 7.46%	5 7.46%
<b>UNITED STATES REPRESENTATIVE in CONGRESS 1st Congressional District, Vote For 1</b>					
	Paul WALKER	0 0.00%	0 0.00%	55 73.33%	55 73.33%
	Alonzo PENNINGTON	0 0.00%	0 0.00%	20 26.67%	20 26.67%
	<b>Cast Votes:</b>	0 0.00%	0 0.00%	75 87.21%	75 87.21%
	<b>Over Votes:</b>	0 0.00%	0 0.00%	0 0.00%	0 0.00%
	<b>Under Votes:</b>	0 0.00%	0 0.00%	11 12.79%	11 12.79%
<b>PROPERTY VALUATION ADMINISTRATOR, Vote For 1</b>					
	Debbie HANNA	0 0.00%	0 0.00%	40 47.62%	40 47.62%
	Nancy D. BOCK	0 0.00%	0 0.00%	44 52.38%	44 52.38%
	<b>Cast Votes:</b>	0 0.00%	0 0.00%	84 97.67%	84 97.67%
	<b>Over Votes:</b>	0 0.00%	0 0.00%	0 0.00%	0 0.00%
	<b>Under Votes:</b>	0 0.00%	0 0.00%	2 2.33%	2 2.33%
<b>JAILER, Vote For 1</b>					
	Dan L. SIMS	0 0.00%	0 0.00%	65 77.38%	65 77.38%
	Tonya D. RAY	0 0.00%	0 0.00%	5 5.95%	5 5.95%
	Paula RILEY	0 0.00%	0 0.00%	14 16.67%	14 16.67%
	<b>Cast Votes:</b>	0 0.00%	0 0.00%	84 97.67%	84 97.67%
	<b>Over Votes:</b>	0 0.00%	0 0.00%	0 0.00%	0 0.00%
	<b>Under Votes:</b>	0 0.00%	0 0.00%	2 2.33%	2 2.33%

**Precinct Report — Unofficial**

**PRIMARY ELECTION HELD ON — OFFICIAL BALLOT FOR McCRACKEN COUNTY — May 22, 2018**

Page 52 of 110

05/22/2018 07:57 PM

Precincts Reporting 55 of 55 = 100.00%

Total Number of Voters : 8,263 of 0 = 0.00%

Party	Candidate	Absentee	Early	Election	Total
<b>Precinct B121 (Ballots Cast: 153)</b>					
<b>COUNTY COMMISSIONER 1st District, Vote For 1</b>					
	Charles OFFUTT	0 0.00%	0 0.00%	29 36.25%	29 36.25%
	Mark SCOTT	0 0.00%	0 0.00%	51 63.75%	51 63.75%
	<b>Cast Votes:</b>	0 0.00%	0 0.00%	80 93.02%	80 93.02%
	<b>Over Votes:</b>	0 0.00%	0 0.00%	0 0.00%	0 0.00%
	<b>Under Votes:</b>	0 0.00%	0 0.00%	6 6.98%	6 6.98%
<b>COUNTY COMMISSIONER 2nd District, Vote For 1</b>					
	Paul CARTER	0 0.00%	0 0.00%	30 35.71%	30 35.71%
	Jerry BEYER	0 0.00%	0 0.00%	54 64.29%	54 64.29%
	<b>Cast Votes:</b>	0 0.00%	0 0.00%	84 97.67%	84 97.67%
	<b>Over Votes:</b>	0 0.00%	0 0.00%	0 0.00%	0 0.00%
	<b>Under Votes:</b>	0 0.00%	0 0.00%	2 2.33%	2 2.33%

Precinct Report — Unofficial

PRIMARY ELECTION HELD ON — OFFICIAL BALLOT FOR McCRACKEN COUNTY — May 22, 2018

Total Number of Voters : 8,263 of 0 = 0.00%

Party	Candidate	Absentee	Early	Election	Total
<b>Precinct B122 (Ballots Cast: 111)</b>					
<b>JAILER, Vote For 1</b>					
	Greg GARRISON	0 0.00%	0 0.00%	11 33.33%	11 33.33%
	Bobby DENNIS	0 0.00%	0 0.00%	3 9.09%	3 9.09%
	David KNIGHT	0 0.00%	0 0.00%	19 57.58%	19 57.58%
	<b>Cast Votes:</b>	0 0.00%	0 0.00%	33 91.67%	33 91.67%
	<b>Over Votes:</b>	0 0.00%	0 0.00%	0 0.00%	0 0.00%
	<b>Under Votes:</b>	0 0.00%	0 0.00%	3 8.33%	3 8.33%
<b>COUNTY COMMISSIONER 2nd District, Vote For 1</b>					
	Richard BOX	0 0.00%	0 0.00%	16 45.71%	16 45.71%
	Jeff G. PARKER	0 0.00%	0 0.00%	19 54.29%	19 54.29%
	<b>Cast Votes:</b>	0 0.00%	0 0.00%	35 97.22%	35 97.22%
	<b>Over Votes:</b>	0 0.00%	0 0.00%	0 0.00%	0 0.00%
	<b>Under Votes:</b>	0 0.00%	0 0.00%	1 2.78%	1 2.78%
<b>COUNTY COMMISSIONER 3rd District, Vote For 1</b>					
	Eddie JONES	0 0.00%	0 0.00%	10 31.25%	10 31.25%
	Scott WATHEN	0 0.00%	0 0.00%	22 68.75%	22 68.75%
	<b>Cast Votes:</b>	0 0.00%	0 0.00%	32 88.89%	32 88.89%
	<b>Over Votes:</b>	0 0.00%	0 0.00%	0 0.00%	0 0.00%
	<b>Under Votes:</b>	0 0.00%	0 0.00%	4 11.11%	4 11.11%
<b>UNITED STATES REPRESENTATIVE in CONGRESS 1st Congressional District, Vote For 1</b>					
	Paul WALKER	0 0.00%	0 0.00%	54 85.71%	54 85.71%
	Alonzo PENNINGTON	0 0.00%	0 0.00%	9 14.29%	9 14.29%
	<b>Cast Votes:</b>	0 0.00%	0 0.00%	63 84.00%	63 84.00%
	<b>Over Votes:</b>	0 0.00%	0 0.00%	0 0.00%	0 0.00%
	<b>Under Votes:</b>	0 0.00%	0 0.00%	12 16.00%	12 16.00%
<b>PROPERTY VALUATION ADMINISTRATOR, Vote For 1</b>					
	Debbie HANNA	0 0.00%	0 0.00%	32 45.71%	32 45.71%
	Nancy D. BOCK	0 0.00%	0 0.00%	38 54.29%	38 54.29%
	<b>Cast Votes:</b>	0 0.00%	0 0.00%	70 93.33%	70 93.33%
	<b>Over Votes:</b>	0 0.00%	0 0.00%	0 0.00%	0 0.00%
	<b>Under Votes:</b>	0 0.00%	0 0.00%	5 6.67%	5 6.67%
<b>JAILER, Vote For 1</b>					
	Dan L. SIMS	0 0.00%	0 0.00%	59 85.51%	59 85.51%
	Tonya D. RAY	0 0.00%	0 0.00%	4 5.80%	4 5.80%
	Paula RILEY	0 0.00%	0 0.00%	6 8.70%	6 8.70%
	<b>Cast Votes:</b>	0 0.00%	0 0.00%	69 92.00%	69 92.00%
	<b>Over Votes:</b>	0 0.00%	0 0.00%	0 0.00%	0 0.00%
	<b>Under Votes:</b>	0 0.00%	0 0.00%	6 8.00%	6 8.00%

Precinct Report — Unofficial

PRIMARY ELECTION HELD ON — OFFICIAL BALLOT FOR McCRACKEN COUNTY — May 22, 2018

Page 54 of 110

05/22/2018 07:57 PM

Total Number of Voters: 8,263 of 0 = 0.00%

Precincts Reporting 55 of 55 = 100.00%

Party	Candidate	Absentee	Early	Election	Total
-------	-----------	----------	-------	----------	-------

Precinct B122 (Ballots Cast: 111)

COUNTY COMMISSIONER 1st District, Vote For 1									
	Charles OFFUTT	0	0.00%	0	0.00%	19	28.79%	19	28.79%
	Mark SCOTT	0	0.00%	0	0.00%	47	71.21%	47	71.21%
	<b>Cast Votes:</b>	0	0.00%	0	0.00%	66	88.00%	66	88.00%
	<b>Over Votes:</b>	0	0.00%	0	0.00%	0	0.00%	0	0.00%
	<b>Under Votes:</b>	0	0.00%	0	0.00%	9	12.00%	9	12.00%
COUNTY COMMISSIONER 2nd District, Vote For 1									
	Paul CARTER	0	0.00%	0	0.00%	14	19.72%	14	19.72%
	Jerry BEYER	0	0.00%	0	0.00%	57	80.28%	57	80.28%
	<b>Cast Votes:</b>	0	0.00%	0	0.00%	71	94.67%	71	94.67%
	<b>Over Votes:</b>	0	0.00%	0	0.00%	1	1.33%	1	1.33%
	<b>Under Votes:</b>	0	0.00%	0	0.00%	3	4.00%	3	4.00%

Precinct Report — Unofficial

PRIMARY ELECTION HELD ON — OFFICIAL BALLOT FOR McCRACKEN COUNTY — May 22, 2018

Total Number of Voters : 8,263 of 0 = 0.00%

Party	Candidate	Absentee	Early	Election	Total
<b>Precinct B123 (Ballots Cast: 180)</b>					
<b>STATE REPRESENTATIVE 3rd Representative District, Vote For 1</b>					
	Randy BRIDGES	0 0.00%	0 0.00%	42 51.22%	42 51.22%
	Joni S. HOGANCAMP	0 0.00%	0 0.00%	40 48.78%	40 48.78%
	<b>Cast Votes:</b>	0 0.00%	0 0.00%	82 100.00%	82 100.00%
	<b>Over Votes:</b>	0 0.00%	0 0.00%	0 0.00%	0 0.00%
	<b>Under Votes:</b>	0 0.00%	0 0.00%	0 0.00%	0 0.00%
<b>JAILER, Vote For 1</b>					
	Greg GARRISON	0 0.00%	0 0.00%	23 34.33%	23 34.33%
	Bobby DENNIS	0 0.00%	0 0.00%	7 10.45%	7 10.45%
	David KNIGHT	0 0.00%	0 0.00%	37 55.22%	37 55.22%
	<b>Cast Votes:</b>	0 0.00%	0 0.00%	67 81.71%	67 81.71%
	<b>Over Votes:</b>	0 0.00%	0 0.00%	0 0.00%	0 0.00%
	<b>Under Votes:</b>	0 0.00%	0 0.00%	15 18.29%	15 18.29%
<b>COUNTY COMMISSIONER 2nd District, Vote For 1</b>					
	Richard BOX	0 0.00%	0 0.00%	35 47.30%	35 47.30%
	Jeff G. PARKER	0 0.00%	0 0.00%	39 52.70%	39 52.70%
	<b>Cast Votes:</b>	0 0.00%	0 0.00%	74 90.24%	74 90.24%
	<b>Over Votes:</b>	0 0.00%	0 0.00%	0 0.00%	0 0.00%
	<b>Under Votes:</b>	0 0.00%	0 0.00%	8 9.76%	8 9.76%
<b>COUNTY COMMISSIONER 3rd District, Vote For 1</b>					
	Eddie JONES	0 0.00%	0 0.00%	46 64.79%	46 64.79%
	Scott WATHEN	0 0.00%	0 0.00%	25 35.21%	25 35.21%
	<b>Cast Votes:</b>	0 0.00%	0 0.00%	71 86.59%	71 86.59%
	<b>Over Votes:</b>	0 0.00%	0 0.00%	0 0.00%	0 0.00%
	<b>Under Votes:</b>	0 0.00%	0 0.00%	11 13.41%	11 13.41%
<b>UNITED STATES REPRESENTATIVE in CONGRESS 1st Congressional District, Vote For 1</b>					
	Paul WALKER	0 0.00%	0 0.00%	70 80.46%	70 80.46%
	Alonzo PENNINGTON	0 0.00%	0 0.00%	17 19.54%	17 19.54%
	<b>Cast Votes:</b>	0 0.00%	0 0.00%	87 88.78%	87 88.78%
	<b>Over Votes:</b>	0 0.00%	0 0.00%	0 0.00%	0 0.00%
	<b>Under Votes:</b>	0 0.00%	0 0.00%	11 11.22%	11 11.22%
<b>PROPERTY VALUATION ADMINISTRATOR, Vote For 1</b>					
	Debbie HANNA	0 0.00%	0 0.00%	40 43.48%	40 43.48%
	Nancy D. BOCK	0 0.00%	0 0.00%	52 56.52%	52 56.52%
	<b>Cast Votes:</b>	0 0.00%	0 0.00%	92 93.88%	92 93.88%
	<b>Over Votes:</b>	0 0.00%	0 0.00%	0 0.00%	0 0.00%
	<b>Under Votes:</b>	0 0.00%	0 0.00%	6 6.12%	6 6.12%

**Precinct Report — Unofficial**

**PRIMARY ELECTION HELD ON — OFFICIAL BALLOT FOR McCRACKEN COUNTY — May 22, 2018**

Total Number of Voters : 8,263 of 0 = 0.00%

Precincts Reporting 55 of 55 = 100.00%

Party	Candidate	Absentee	Early	Election	Total
<b>Precinct B123 (Ballots Cast: 180)</b>					
<b>JAILER, Vote For 1</b>					
	Dan L. SIMS	0 0.00%	0 0.00%	64 72.73%	64 72.73%
	Tonya D. RAY	0 0.00%	0 0.00%	8 9.09%	8 9.09%
	Paula RILEY	0 0.00%	0 0.00%	16 18.18%	16 18.18%
	<b>Cast Votes:</b>	<b>0 0.00%</b>	<b>0 0.00%</b>	<b>88 89.80%</b>	<b>88 89.80%</b>
	<b>Over Votes:</b>	<b>0 0.00%</b>	<b>0 0.00%</b>	<b>0 0.00%</b>	<b>0 0.00%</b>
	<b>Under Votes:</b>	<b>0 0.00%</b>	<b>0 0.00%</b>	<b>10 10.20%</b>	<b>10 10.20%</b>
<b>COUNTY COMMISSIONER 1st District, Vote For 1</b>					
	Charles OFFUTT	0 0.00%	0 0.00%	29 36.71%	29 36.71%
	Mark SCOTT	0 0.00%	0 0.00%	50 63.29%	50 63.29%
	<b>Cast Votes:</b>	<b>0 0.00%</b>	<b>0 0.00%</b>	<b>79 80.61%</b>	<b>79 80.61%</b>
	<b>Over Votes:</b>	<b>0 0.00%</b>	<b>0 0.00%</b>	<b>0 0.00%</b>	<b>0 0.00%</b>
	<b>Under Votes:</b>	<b>0 0.00%</b>	<b>0 0.00%</b>	<b>19 19.39%</b>	<b>19 19.39%</b>
<b>COUNTY COMMISSIONER 2nd District, Vote For 1</b>					
	Paul CARTER	0 0.00%	0 0.00%	31 34.44%	31 34.44%
	Jerry BEYER	0 0.00%	0 0.00%	59 65.56%	59 65.56%
	<b>Cast Votes:</b>	<b>0 0.00%</b>	<b>0 0.00%</b>	<b>90 91.84%</b>	<b>90 91.84%</b>
	<b>Over Votes:</b>	<b>0 0.00%</b>	<b>0 0.00%</b>	<b>0 0.00%</b>	<b>0 0.00%</b>
	<b>Under Votes:</b>	<b>0 0.00%</b>	<b>0 0.00%</b>	<b>8 8.16%</b>	<b>8 8.16%</b>

**Precinct Report — Unofficial**

**PRIMARY ELECTION HELD ON — OFFICIAL BALLOT FOR McCRACKEN COUNTY — May 22, 2018**

Total Number of Voters : 8,263 of 0 = 0.00%

Precincts Reporting 55 of 55 = 100.00%

Party	Candidate	Absentee	Early	Election	Total
<b>Precinct B124 (Ballots Cast: 174)</b>					
<b>JAILER, Vote For 1</b>					
	Greg GARRISON	0 0.00%	0 0.00%	23 23.23%	23 23.23%
	Bobby DENNIS	0 0.00%	0 0.00%	6 6.06%	6 6.06%
	David KNIGHT	0 0.00%	0 0.00%	70 70.71%	70 70.71%
	<b>Cast Votes:</b>	0 0.00%	0 0.00%	99 94.29%	99 94.29%
	<b>Over Votes:</b>	0 0.00%	0 0.00%	0 0.00%	0 0.00%
	<b>Under Votes:</b>	0 0.00%	0 0.00%	6 5.71%	6 5.71%
<b>COUNTY COMMISSIONER 2nd District, Vote For 1</b>					
	Richard BOX	0 0.00%	0 0.00%	42 41.18%	42 41.18%
	Jeff G. PARKER	0 0.00%	0 0.00%	60 58.82%	60 58.82%
	<b>Cast Votes:</b>	0 0.00%	0 0.00%	102 97.14%	102 97.14%
	<b>Over Votes:</b>	0 0.00%	0 0.00%	0 0.00%	0 0.00%
	<b>Under Votes:</b>	0 0.00%	0 0.00%	3 2.86%	3 2.86%
<b>COUNTY COMMISSIONER 3rd District, Vote For 1</b>					
	Eddie JONES	0 0.00%	0 0.00%	56 57.73%	56 57.73%
	Scott WATHEN	0 0.00%	0 0.00%	41 42.27%	41 42.27%
	<b>Cast Votes:</b>	0 0.00%	0 0.00%	97 92.38%	97 92.38%
	<b>Over Votes:</b>	0 0.00%	0 0.00%	0 0.00%	0 0.00%
	<b>Under Votes:</b>	0 0.00%	0 0.00%	8 7.62%	8 7.62%
<b>UNITED STATES REPRESENTATIVE in CONGRESS 1st Congressional District, Vote For 1</b>					
	Paul WALKER	0 0.00%	0 0.00%	52 88.14%	52 88.14%
	Alonzo PENNINGTON	0 0.00%	0 0.00%	7 11.86%	7 11.86%
	<b>Cast Votes:</b>	0 0.00%	0 0.00%	59 85.51%	59 85.51%
	<b>Over Votes:</b>	0 0.00%	0 0.00%	0 0.00%	0 0.00%
	<b>Under Votes:</b>	0 0.00%	0 0.00%	10 14.49%	10 14.49%
<b>PROPERTY VALUATION ADMINISTRATOR, Vote For 1</b>					
	Debbie HANNA	0 0.00%	0 0.00%	25 37.88%	25 37.88%
	Nancy D. BOCK	0 0.00%	0 0.00%	41 62.12%	41 62.12%
	<b>Cast Votes:</b>	0 0.00%	0 0.00%	66 95.65%	66 95.65%
	<b>Over Votes:</b>	0 0.00%	0 0.00%	0 0.00%	0 0.00%
	<b>Under Votes:</b>	0 0.00%	0 0.00%	3 4.35%	3 4.35%
<b>JAILER, Vote For 1</b>					
	Dan L. SIMS	0 0.00%	0 0.00%	52 80.00%	52 80.00%
	Tonya D. RAY	0 0.00%	0 0.00%	4 6.15%	4 6.15%
	Paula RILEY	0 0.00%	0 0.00%	9 13.85%	9 13.85%
	<b>Cast Votes:</b>	0 0.00%	0 0.00%	65 94.20%	65 94.20%
	<b>Over Votes:</b>	0 0.00%	0 0.00%	0 0.00%	0 0.00%
	<b>Under Votes:</b>	0 0.00%	0 0.00%	4 5.80%	4 5.80%



**Precinct Report — Unofficial**

**PRIMARY ELECTION HELD ON — OFFICIAL BALLOT FOR McCRACKEN COUNTY — May 22, 2018**

Page 58 of 110

05/22/2018 07:57 PM

Total Number of Voters : 8,263 of 0 = 0.00%

Precincts Reporting 55 of 55 = 100.00%

Party	Candidate	Absentee	Early	Election	Total
<b>Precinct B124 (Ballots Cast: 174)</b>					
<b>COUNTY COMMISSIONER 1st District, Vote For 1</b>					
	Charles OFFUTT	0 0.00%	0 0.00%	33 55.93%	33 55.93%
	Mark SCOTT	0 0.00%	0 0.00%	26 44.07%	26 44.07%
	<b>Cast Votes:</b>	0 0.00%	0 0.00%	59 85.51%	59 85.51%
	<b>Over Votes:</b>	0 0.00%	0 0.00%	0 0.00%	0 0.00%
	<b>Under Votes:</b>	0 0.00%	0 0.00%	10 14.49%	10 14.49%
<b>COUNTY COMMISSIONER 2nd District, Vote For 1</b>					
	Paul CARTER	0 0.00%	0 0.00%	19 27.54%	19 27.54%
	Jerry BEYER	0 0.00%	0 0.00%	50 72.46%	50 72.46%
	<b>Cast Votes:</b>	0 0.00%	0 0.00%	69 100.00%	69 100.00%
	<b>Over Votes:</b>	0 0.00%	0 0.00%	0 0.00%	0 0.00%
	<b>Under Votes:</b>	0 0.00%	0 0.00%	0 0.00%	0 0.00%

**Precinct Report — Unofficial**  
**PRIMARY ELECTION HELD ON — OFFICIAL BALLOT FOR McCRACKEN COUNTY — May 22, 2018**

Total Number of Voters : 8,263 of 0 = 0.00%

Party	Candidate	Absentee	Early	Election	Total
<b>Precinct B125 (Ballots Cast: 206)</b>					
<b>JAILER, Vote For 1</b>					
	Greg GARRISON	0 0.00%	0 0.00%	26 30.59%	26 30.59%
	Bobby DENNIS	0 0.00%	0 0.00%	6 7.06%	6 7.06%
	David KNIGHT	0 0.00%	0 0.00%	53 62.35%	53 62.35%
	<b>Cast Votes:</b>	0 0.00%	0 0.00%	85 95.51%	85 95.51%
	<b>Over Votes:</b>	0 0.00%	0 0.00%	1 1.12%	1 1.12%
	<b>Under Votes:</b>	0 0.00%	0 0.00%	3 3.37%	3 3.37%
<b>COUNTY COMMISSIONER 2nd District, Vote For 1</b>					
	Richard BOX	0 0.00%	0 0.00%	45 52.94%	45 52.94%
	Jeff G. PARKER	0 0.00%	0 0.00%	40 47.06%	40 47.06%
	<b>Cast Votes:</b>	0 0.00%	0 0.00%	85 95.51%	85 95.51%
	<b>Over Votes:</b>	0 0.00%	0 0.00%	0 0.00%	0 0.00%
	<b>Under Votes:</b>	0 0.00%	0 0.00%	4 4.49%	4 4.49%
<b>COUNTY COMMISSIONER 3rd District, Vote For 1</b>					
	Eddie JONES	0 0.00%	0 0.00%	35 43.75%	35 43.75%
	Scott WATHEN	0 0.00%	0 0.00%	45 56.25%	45 56.25%
	<b>Cast Votes:</b>	0 0.00%	0 0.00%	80 89.89%	80 89.89%
	<b>Over Votes:</b>	0 0.00%	0 0.00%	0 0.00%	0 0.00%
	<b>Under Votes:</b>	0 0.00%	0 0.00%	9 10.11%	9 10.11%
<b>UNITED STATES REPRESENTATIVE in CONGRESS 1st Congressional District, Vote For 1</b>					
	Paul WALKER	0 0.00%	0 0.00%	82 79.61%	82 79.61%
	Alonzo PENNINGTON	0 0.00%	0 0.00%	21 20.39%	21 20.39%
	<b>Cast Votes:</b>	0 0.00%	0 0.00%	103 88.03%	103 88.03%
	<b>Over Votes:</b>	0 0.00%	0 0.00%	0 0.00%	0 0.00%
	<b>Under Votes:</b>	0 0.00%	0 0.00%	14 11.97%	14 11.97%
<b>PROPERTY VALUATION ADMINISTRATOR, Vote For 1</b>					
	Debbie HANNA	0 0.00%	0 0.00%	48 42.11%	48 42.11%
	Nancy D. BOCK	0 0.00%	0 0.00%	66 57.89%	66 57.89%
	<b>Cast Votes:</b>	0 0.00%	0 0.00%	114 97.44%	114 97.44%
	<b>Over Votes:</b>	0 0.00%	0 0.00%	0 0.00%	0 0.00%
	<b>Under Votes:</b>	0 0.00%	0 0.00%	3 2.56%	3 2.56%
<b>JAILER, Vote For 1</b>					
	Dan L. SIMS	0 0.00%	0 0.00%	86 78.18%	86 78.18%
	Tonya D. RAY	0 0.00%	0 0.00%	8 7.27%	8 7.27%
	Paula RILEY	0 0.00%	0 0.00%	16 14.55%	16 14.55%
	<b>Cast Votes:</b>	0 0.00%	0 0.00%	110 94.02%	110 94.02%
	<b>Over Votes:</b>	0 0.00%	0 0.00%	0 0.00%	0 0.00%
	<b>Under Votes:</b>	0 0.00%	0 0.00%	7 5.98%	7 5.98%

**Precinct Report — Unofficial**

**PRIMARY ELECTION HELD ON — OFFICIAL BALLOT FOR McCRACKEN COUNTY — May 22, 2018**

Total Number of Voters : 8,263 of 0 = 0.00%

Precincts Reporting 55 of 55 = 100.00%

Party	Candidate	Absentee	Early	Election	Total
<b>Precinct B125 (Ballots Cast: 206)</b>					
<b>COUNTY COMMISSIONER 1st District, Vote For 1</b>					
	Charles OFFUTT	0 0.00%	0 0.00%	37 34.91%	37 34.91%
	Mark SCOTT	0 0.00%	0 0.00%	69 65.09%	69 65.09%
	<b>Cast Votes:</b>	0 0.00%	0 0.00%	106 90.60%	106 90.60%
	<b>Over Votes:</b>	0 0.00%	0 0.00%	0 0.00%	0 0.00%
	<b>Under Votes:</b>	0 0.00%	0 0.00%	11 9.40%	11 9.40%
<b>COUNTY COMMISSIONER 2nd District, Vote For 1</b>					
	Paul CARTER	0 0.00%	0 0.00%	40 35.09%	40 35.09%
	Jerry BEYER	0 0.00%	0 0.00%	74 64.91%	74 64.91%
	<b>Cast Votes:</b>	0 0.00%	0 0.00%	114 97.44%	114 97.44%
	<b>Over Votes:</b>	0 0.00%	0 0.00%	0 0.00%	0 0.00%
	<b>Under Votes:</b>	0 0.00%	0 0.00%	3 2.56%	3 2.56%

Precinct Report — Unofficial

PRIMARY ELECTION HELD ON — OFFICIAL BALLOT FOR McCRACKEN COUNTY — May 22, 2018

Total Number of Voters : 8,263 of 0 = 0.00%

Party	Candidate	Absentee	Early	Election	Total
<b>Precinct B126 (Ballots Cast: 121)</b>					
<b>JAILER, Vote For 1</b>					
	Greg GARRISON	0 0.00%	0 0.00%	10 20.83%	10 20.83%
	Bobby DENNIS	0 0.00%	0 0.00%	9 18.75%	9 18.75%
	David KNIGHT	0 0.00%	0 0.00%	29 60.42%	29 60.42%
	<b>Cast Votes:</b>	0 0.00%	0 0.00%	48 90.57%	48 90.57%
	<b>Over Votes:</b>	0 0.00%	0 0.00%	0 0.00%	0 0.00%
	<b>Under Votes:</b>	0 0.00%	0 0.00%	5 9.43%	5 9.43%
<b>COUNTY COMMISSIONER 2nd District, Vote For 1</b>					
	Richard BOX	0 0.00%	0 0.00%	25 47.17%	25 47.17%
	Jeff G. PARKER	0 0.00%	0 0.00%	28 52.83%	28 52.83%
	<b>Cast Votes:</b>	0 0.00%	0 0.00%	53 100.00%	53 100.00%
	<b>Over Votes:</b>	0 0.00%	0 0.00%	0 0.00%	0 0.00%
	<b>Under Votes:</b>	0 0.00%	0 0.00%	0 0.00%	0 0.00%
<b>COUNTY COMMISSIONER 3rd District, Vote For 1</b>					
	Eddie JONES	0 0.00%	0 0.00%	22 42.31%	22 42.31%
	Scott WATHEN	0 0.00%	0 0.00%	30 57.69%	30 57.69%
	<b>Cast Votes:</b>	0 0.00%	0 0.00%	52 98.11%	52 98.11%
	<b>Over Votes:</b>	0 0.00%	0 0.00%	0 0.00%	0 0.00%
	<b>Under Votes:</b>	0 0.00%	0 0.00%	1 1.89%	1 1.89%
<b>UNITED STATES REPRESENTATIVE in CONGRESS 1st Congressional District, Vote For 1</b>					
	Paul WALKER	0 0.00%	0 0.00%	52 83.87%	52 83.87%
	Alonzo PENNINGTON	0 0.00%	0 0.00%	10 16.13%	10 16.13%
	<b>Cast Votes:</b>	0 0.00%	0 0.00%	62 91.18%	62 91.18%
	<b>Over Votes:</b>	0 0.00%	0 0.00%	0 0.00%	0 0.00%
	<b>Under Votes:</b>	0 0.00%	0 0.00%	6 8.82%	6 8.82%
<b>PROPERTY VALUATION ADMINISTRATOR, Vote For 1</b>					
	Debbie HANNA	0 0.00%	0 0.00%	36 55.38%	36 55.38%
	Nancy D. BOCK	0 0.00%	0 0.00%	29 44.62%	29 44.62%
	<b>Cast Votes:</b>	0 0.00%	0 0.00%	65 95.59%	65 95.59%
	<b>Over Votes:</b>	0 0.00%	0 0.00%	0 0.00%	0 0.00%
	<b>Under Votes:</b>	0 0.00%	0 0.00%	3 4.41%	3 4.41%
<b>JAILER, Vote For 1</b>					
	Dan L. SIMS	0 0.00%	0 0.00%	55 83.33%	55 83.33%
	Tonya D. RAY	0 0.00%	0 0.00%	3 4.55%	3 4.55%
	Paula RILEY	0 0.00%	0 0.00%	8 12.12%	8 12.12%
	<b>Cast Votes:</b>	0 0.00%	0 0.00%	66 97.06%	66 97.06%
	<b>Over Votes:</b>	0 0.00%	0 0.00%	0 0.00%	0 0.00%
	<b>Under Votes:</b>	0 0.00%	0 0.00%	2 2.94%	2 2.94%

**Precinct Report — Unofficial**

**PRIMARY ELECTION HELD ON — OFFICIAL BALLOT FOR McCRACKEN COUNTY — May 22, 2018**

Total Number of Voters : 8,263 of 0 = 0.00%

Precincts Reporting 55 of 55 = 100.00%

Party	Candidate	Absentee	Early	Election	Total
-------	-----------	----------	-------	----------	-------

**Precinct B126 (Ballots Cast: 121)**

**COUNTY COMMISSIONER 1st District, Vote For 1**

Charles OFFUTT	0	0.00%	0	0.00%	29	48.33%	29	48.33%
Mark SCOTT	0	0.00%	0	0.00%	31	51.67%	31	51.67%
<b>Cast Votes:</b>	0	0.00%	0	0.00%	60	88.24%	60	88.24%
<b>Over Votes:</b>	0	0.00%	0	0.00%	0	0.00%	0	0.00%
<b>Under Votes:</b>	0	0.00%	0	0.00%	8	11.76%	8	11.76%

**COUNTY COMMISSIONER 2nd District, Vote For 1**

Paul CARTER	0	0.00%	0	0.00%	18	26.87%	18	26.87%
Jerry BEYER	0	0.00%	0	0.00%	49	73.13%	49	73.13%
<b>Cast Votes:</b>	0	0.00%	0	0.00%	67	98.53%	67	98.53%
<b>Over Votes:</b>	0	0.00%	0	0.00%	0	0.00%	0	0.00%
<b>Under Votes:</b>	0	0.00%	0	0.00%	1	1.47%	1	1.47%

Precinct Report — Unofficial

PRIMARY ELECTION HELD ON — OFFICIAL BALLOT FOR McCRACKEN COUNTY — May 22, 2018

Total Number of Voters : 8,263 of 0 = 0.00%

Party	Candidate	Absentee	Early	Election	Total
<b>Precinct B127 (Ballots Cast: 152)</b>					
<b>JAILER, Vote For 1</b>					
	Greg GARRISON	0 0.00%	0 0.00%	7 12.07%	7 12.07%
	Bobby DENNIS	0 0.00%	0 0.00%	4 6.90%	4 6.90%
	David KNIGHT	0 0.00%	0 0.00%	47 81.03%	47 81.03%
	<b>Cast Votes:</b>	0 0.00%	0 0.00%	58 96.67%	58 96.67%
	<b>Over Votes:</b>	0 0.00%	0 0.00%	0 0.00%	0 0.00%
	<b>Under Votes:</b>	0 0.00%	0 0.00%	2 3.33%	2 3.33%
<b>COUNTY COMMISSIONER 2nd District, Vote For 1</b>					
	Richard BOX	0 0.00%	0 0.00%	29 50.00%	29 50.00%
	Jeff G. PARKER	0 0.00%	0 0.00%	29 50.00%	29 50.00%
	<b>Cast Votes:</b>	0 0.00%	0 0.00%	58 96.67%	58 96.67%
	<b>Over Votes:</b>	0 0.00%	0 0.00%	0 0.00%	0 0.00%
	<b>Under Votes:</b>	0 0.00%	0 0.00%	2 3.33%	2 3.33%
<b>COUNTY COMMISSIONER 3rd District, Vote For 1</b>					
	Eddie JONES	0 0.00%	0 0.00%	32 58.18%	32 58.18%
	Scott WATHEN	0 0.00%	0 0.00%	23 41.82%	23 41.82%
	<b>Cast Votes:</b>	0 0.00%	0 0.00%	55 91.67%	55 91.67%
	<b>Over Votes:</b>	0 0.00%	0 0.00%	0 0.00%	0 0.00%
	<b>Under Votes:</b>	0 0.00%	0 0.00%	5 8.33%	5 8.33%
<b>UNITED STATES REPRESENTATIVE in CONGRESS 1st Congressional District, Vote For 1</b>					
	Paul WALKER	0 0.00%	0 0.00%	67 76.14%	67 76.14%
	Alonzo PENNINGTON	0 0.00%	0 0.00%	21 23.86%	21 23.86%
	<b>Cast Votes:</b>	0 0.00%	0 0.00%	88 95.65%	88 95.65%
	<b>Over Votes:</b>	0 0.00%	0 0.00%	0 0.00%	0 0.00%
	<b>Under Votes:</b>	0 0.00%	0 0.00%	4 4.35%	4 4.35%
<b>PROPERTY VALUATION ADMINISTRATOR, Vote For 1</b>					
	Debbie HANNA	0 0.00%	0 0.00%	41 45.05%	41 45.05%
	Nancy D. BOCK	0 0.00%	0 0.00%	50 54.95%	50 54.95%
	<b>Cast Votes:</b>	0 0.00%	0 0.00%	91 98.91%	91 98.91%
	<b>Over Votes:</b>	0 0.00%	0 0.00%	0 0.00%	0 0.00%
	<b>Under Votes:</b>	0 0.00%	0 0.00%	1 1.09%	1 1.09%
<b>JAILER, Vote For 1</b>					
	Dan L. SIMS	0 0.00%	0 0.00%	70 78.65%	70 78.65%
	Tonya D. RAY	0 0.00%	0 0.00%	4 4.49%	4 4.49%
	Paula RILEY	0 0.00%	0 0.00%	15 16.85%	15 16.85%
	<b>Cast Votes:</b>	0 0.00%	0 0.00%	89 96.74%	89 96.74%
	<b>Over Votes:</b>	0 0.00%	0 0.00%	0 0.00%	0 0.00%
	<b>Under Votes:</b>	0 0.00%	0 0.00%	3 3.26%	3 3.26%

**Precinct Report — Unofficial**

**PRIMARY ELECTION HELD ON — OFFICIAL BALLOT FOR McCRACKEN COUNTY — May 22, 2018**

Page 64 of 110

05/22/2018 07:57 PM

Precincts Reporting 55 of 55 = 100.00%

Total Number of Voters : 8,263 of 0 = 0.00%

Party	Candidate	Absentee	Early	Election	Total
<b>Precinct B127 (Ballots Cast: 152)</b>					
<b>COUNTY COMMISSIONER 1st District, Vote For 1</b>					
	Charles OFFUTT	0 0.00%	0 0.00%	35 41.18%	35 41.18%
	Mark SCOTT	0 0.00%	0 0.00%	50 58.82%	50 58.82%
	<b>Cast Votes:</b>	0 0.00%	0 0.00%	85 92.39%	85 92.39%
	<b>Over Votes:</b>	0 0.00%	0 0.00%	0 0.00%	0 0.00%
	<b>Under Votes:</b>	0 0.00%	0 0.00%	7 7.61%	7 7.61%
<b>COUNTY COMMISSIONER 2nd District, Vote For 1</b>					
	Paul CARTER	0 0.00%	0 0.00%	23 25.27%	23 25.27%
	Jerry BEYER	0 0.00%	0 0.00%	68 74.73%	68 74.73%
	<b>Cast Votes:</b>	0 0.00%	0 0.00%	91 98.91%	91 98.91%
	<b>Over Votes:</b>	0 0.00%	0 0.00%	0 0.00%	0 0.00%
	<b>Under Votes:</b>	0 0.00%	0 0.00%	1 1.09%	1 1.09%

Precinct Report — Unofficial

PRIMARY ELECTION HELD ON — OFFICIAL BALLOT FOR McCRACKEN COUNTY — May 22, 2018

Total Number of Voters : 8,263 of 0 = 0.00%

Precincts Reporting 55 of 55 = 100.00%

Party	Candidate	Absentee	Early	Election	Total
<b>Precinct B129 (Ballots Cast: 11)</b>					
<b>STATE REPRESENTATIVE 3rd Representative District, Vote For 1</b>					
	Randy BRIDGES	0 0.00%	0 0.00%	3 100.00%	3 100.00%
	Joni S. HOGANCAMP	0 0.00%	0 0.00%	0 0.00%	0 0.00%
	<b>Cast Votes:</b>	0 0.00%	0 0.00%	3 100.00%	3 100.00%
	<b>Over Votes:</b>	0 0.00%	0 0.00%	0 0.00%	0 0.00%
	<b>Under Votes:</b>	0 0.00%	0 0.00%	0 0.00%	0 0.00%
<b>JAILER, Vote For 1</b>					
	Greg GARRISON	0 0.00%	0 0.00%	1 33.33%	1 33.33%
	Bobby DENNIS	0 0.00%	0 0.00%	0 0.00%	0 0.00%
	David KNIGHT	0 0.00%	0 0.00%	2 66.67%	2 66.67%
	<b>Cast Votes:</b>	0 0.00%	0 0.00%	3 100.00%	3 100.00%
	<b>Over Votes:</b>	0 0.00%	0 0.00%	0 0.00%	0 0.00%
	<b>Under Votes:</b>	0 0.00%	0 0.00%	0 0.00%	0 0.00%
<b>COUNTY COMMISSIONER 2nd District, Vote For 1</b>					
	Richard BOX	0 0.00%	0 0.00%	0 0.00%	0 0.00%
	Jeff G. PARKER	0 0.00%	0 0.00%	3 100.00%	3 100.00%
	<b>Cast Votes:</b>	0 0.00%	0 0.00%	3 100.00%	3 100.00%
	<b>Over Votes:</b>	0 0.00%	0 0.00%	0 0.00%	0 0.00%
	<b>Under Votes:</b>	0 0.00%	0 0.00%	0 0.00%	0 0.00%
<b>COUNTY COMMISSIONER 3rd District, Vote For 1</b>					
	Eddie JONES	0 0.00%	0 0.00%	2 66.67%	2 66.67%
	Scott WATHEN	0 0.00%	0 0.00%	1 33.33%	1 33.33%
	<b>Cast Votes:</b>	0 0.00%	0 0.00%	3 100.00%	3 100.00%
	<b>Over Votes:</b>	0 0.00%	0 0.00%	0 0.00%	0 0.00%
	<b>Under Votes:</b>	0 0.00%	0 0.00%	0 0.00%	0 0.00%
<b>UNITED STATES REPRESENTATIVE in CONGRESS 1st Congressional District, Vote For 1</b>					
	Paul WALKER	0 0.00%	0 0.00%	7 87.50%	7 87.50%
	Alonzo PENNINGTON	0 0.00%	0 0.00%	1 12.50%	1 12.50%
	<b>Cast Votes:</b>	0 0.00%	0 0.00%	8 100.00%	8 100.00%
	<b>Over Votes:</b>	0 0.00%	0 0.00%	0 0.00%	0 0.00%
	<b>Under Votes:</b>	0 0.00%	0 0.00%	0 0.00%	0 0.00%
<b>PROPERTY VALUATION ADMINISTRATOR, Vote For 1</b>					
	Debbie HANNA	0 0.00%	0 0.00%	2 25.00%	2 25.00%
	Nancy D. BOCK	0 0.00%	0 0.00%	6 75.00%	6 75.00%
	<b>Cast Votes:</b>	0 0.00%	0 0.00%	8 100.00%	8 100.00%
	<b>Over Votes:</b>	0 0.00%	0 0.00%	0 0.00%	0 0.00%
	<b>Under Votes:</b>	0 0.00%	0 0.00%	0 0.00%	0 0.00%



Precinct Report — Unofficial

PRIMARY ELECTION HELD ON — OFFICIAL BALLOT FOR McCRACKEN COUNTY — May 22, 2018

Total Number of Voters : 8,263 of 0 = 0.00%

Party	Candidate	Absentee	Early	Election	Total
<b>Precinct B129 (Ballots Cast: 11)</b>					
<b>JAILER, Vote For 1</b>					
	Dan L. SIMS	0 0.00%	0 0.00%	5 62.50%	5 62.50%
	Tonya D. RAY	0 0.00%	0 0.00%	1 12.50%	1 12.50%
	Paula RILEY	0 0.00%	0 0.00%	2 25.00%	2 25.00%
	<b>Cast Votes:</b>	0 0.00%	0 0.00%	8 100.00%	8 100.00%
	<b>Over Votes:</b>	0 0.00%	0 0.00%	0 0.00%	0 0.00%
	<b>Under Votes:</b>	0 0.00%	0 0.00%	0 0.00%	0 0.00%
<b>COUNTY COMMISSIONER 1st District, Vote For 1</b>					
	Charles OFFUTT	0 0.00%	0 0.00%	1 12.50%	1 12.50%
	Mark SCOTT	0 0.00%	0 0.00%	7 87.50%	7 87.50%
	<b>Cast Votes:</b>	0 0.00%	0 0.00%	8 100.00%	8 100.00%
	<b>Over Votes:</b>	0 0.00%	0 0.00%	0 0.00%	0 0.00%
	<b>Under Votes:</b>	0 0.00%	0 0.00%	0 0.00%	0 0.00%
<b>COUNTY COMMISSIONER 2nd District, Vote For 1</b>					
	Paul CARTER	0 0.00%	0 0.00%	3 37.50%	3 37.50%
	Jerry BEYER	0 0.00%	0 0.00%	5 62.50%	5 62.50%
	<b>Cast Votes:</b>	0 0.00%	0 0.00%	8 100.00%	8 100.00%
	<b>Over Votes:</b>	0 0.00%	0 0.00%	0 0.00%	0 0.00%
	<b>Under Votes:</b>	0 0.00%	0 0.00%	0 0.00%	0 0.00%

Precinct Report — Unofficial

PRIMARY ELECTION HELD ON — OFFICIAL BALLOT FOR McCRACKEN COUNTY — May 22, 2018

Total Number of Voters : 8,263 of 0 = 0.00%

Party	Candidate	Absentee	Early	Election	Total
<b>Precinct B131A (Ballots Cast: 146)</b>					
<b>STATE REPRESENTATIVE 3rd Representative District, Vote For 1</b>					
	Randy BRIDGES	0 0.00%	0 0.00%	20 46.51%	20 46.51%
	Joni S. HOGANCAMP	0 0.00%	0 0.00%	23 53.49%	23 53.49%
	<b>Cast Votes:</b>	0 0.00%	0 0.00%	43 97.73%	43 97.73%
	<b>Over Votes:</b>	0 0.00%	0 0.00%	0 0.00%	0 0.00%
	<b>Under Votes:</b>	0 0.00%	0 0.00%	1 2.27%	1 2.27%
<b>JAILER, Vote For 1</b>					
	Greg GARRISON	0 0.00%	0 0.00%	8 20.51%	8 20.51%
	Bobby DENNIS	0 0.00%	0 0.00%	5 12.82%	5 12.82%
	David KNIGHT	0 0.00%	0 0.00%	26 66.67%	26 66.67%
	<b>Cast Votes:</b>	0 0.00%	0 0.00%	39 88.64%	39 88.64%
	<b>Over Votes:</b>	0 0.00%	0 0.00%	0 0.00%	0 0.00%
	<b>Under Votes:</b>	0 0.00%	0 0.00%	5 11.36%	5 11.36%
<b>COUNTY COMMISSIONER 2nd District, Vote For 1</b>					
	Richard BOX	0 0.00%	0 0.00%	13 31.71%	13 31.71%
	Jeff G. PARKER	0 0.00%	0 0.00%	28 68.29%	28 68.29%
	<b>Cast Votes:</b>	0 0.00%	0 0.00%	41 93.18%	41 93.18%
	<b>Over Votes:</b>	0 0.00%	0 0.00%	0 0.00%	0 0.00%
	<b>Under Votes:</b>	0 0.00%	0 0.00%	3 6.82%	3 6.82%
<b>COUNTY COMMISSIONER 3rd District, Vote For 1</b>					
	Eddie JONES	0 0.00%	0 0.00%	22 52.38%	22 52.38%
	Scott WATHEN	0 0.00%	0 0.00%	20 47.62%	20 47.62%
	<b>Cast Votes:</b>	0 0.00%	0 0.00%	42 95.45%	42 95.45%
	<b>Over Votes:</b>	0 0.00%	0 0.00%	0 0.00%	0 0.00%
	<b>Under Votes:</b>	0 0.00%	0 0.00%	2 4.55%	2 4.55%
<b>UNITED STATES REPRESENTATIVE in CONGRESS 1st Congressional District, Vote For 1</b>					
	Paul WALKER	0 0.00%	0 0.00%	77 81.05%	77 81.05%
	Alonzo PENNINGTON	0 0.00%	0 0.00%	18 18.95%	18 18.95%
	<b>Cast Votes:</b>	0 0.00%	0 0.00%	95 93.14%	95 93.14%
	<b>Over Votes:</b>	0 0.00%	0 0.00%	0 0.00%	0 0.00%
	<b>Under Votes:</b>	0 0.00%	0 0.00%	7 6.86%	7 6.86%
<b>PROPERTY VALUATION ADMINISTRATOR, Vote For 1</b>					
	Debbie HANNA	0 0.00%	0 0.00%	50 51.02%	50 51.02%
	Nancy D. BOCK	0 0.00%	0 0.00%	48 48.98%	48 48.98%
	<b>Cast Votes:</b>	0 0.00%	0 0.00%	98 96.08%	98 96.08%
	<b>Over Votes:</b>	0 0.00%	0 0.00%	0 0.00%	0 0.00%
	<b>Under Votes:</b>	0 0.00%	0 0.00%	4 3.92%	4 3.92%

Precinct Report — Unofficial

PRIMARY ELECTION HELD ON — OFFICIAL BALLOT FOR McCRACKEN COUNTY — May 22, 2018

Page 68 of 110

05/22/2018 07:57 PM

Precincts Reporting 55 of 55 = 100.00%

Total Number of Voters : 8,263 of 0 = 0.00%

Party	Candidate	Absentee	Early	Election	Total
<b>Precinct B131A (Ballots Cast: 146)</b>					
<b>JAILER, Vote For 1</b>					
	Dan L. SIMS	0 0.00%	0 0.00%	68 73.12%	68 73.12%
	Tonya D. RAY	0 0.00%	0 0.00%	8 8.60%	8 8.60%
	Paula RILEY	0 0.00%	0 0.00%	17 18.28%	17 18.28%
	<b>Cast Votes:</b>	<b>0 0.00%</b>	<b>0 0.00%</b>	<b>93 91.18%</b>	<b>93 91.18%</b>
	<b>Over Votes:</b>	<b>0 0.00%</b>	<b>0 0.00%</b>	<b>0 0.00%</b>	<b>0 0.00%</b>
	<b>Under Votes:</b>	<b>0 0.00%</b>	<b>0 0.00%</b>	<b>9 8.82%</b>	<b>9 8.82%</b>
<b>COUNTY COMMISSIONER 1st District, Vote For 1</b>					
	Charles OFFUTT	0 0.00%	0 0.00%	36 40.00%	36 40.00%
	Mark SCOTT	0 0.00%	0 0.00%	54 60.00%	54 60.00%
	<b>Cast Votes:</b>	<b>0 0.00%</b>	<b>0 0.00%</b>	<b>90 88.24%</b>	<b>90 88.24%</b>
	<b>Over Votes:</b>	<b>0 0.00%</b>	<b>0 0.00%</b>	<b>0 0.00%</b>	<b>0 0.00%</b>
	<b>Under Votes:</b>	<b>0 0.00%</b>	<b>0 0.00%</b>	<b>12 11.76%</b>	<b>12 11.76%</b>
<b>COUNTY COMMISSIONER 2nd District, Vote For 1</b>					
	Paul CARTER	0 0.00%	0 0.00%	34 36.17%	34 36.17%
	Jerry BEYER	0 0.00%	0 0.00%	60 63.83%	60 63.83%
	<b>Cast Votes:</b>	<b>0 0.00%</b>	<b>0 0.00%</b>	<b>94 92.16%</b>	<b>94 92.16%</b>
	<b>Over Votes:</b>	<b>0 0.00%</b>	<b>0 0.00%</b>	<b>0 0.00%</b>	<b>0 0.00%</b>
	<b>Under Votes:</b>	<b>0 0.00%</b>	<b>0 0.00%</b>	<b>8 7.84%</b>	<b>8 7.84%</b>

**Precinct Report — Unofficial**

**PRIMARY ELECTION HELD ON — OFFICIAL BALLOT FOR McCRACKEN COUNTY — May 22, 2018**

Total Number of Voters : 8,263 of 0 = 0.00%

Party	Candidate	Absentee	Early	Election	Total
<b>Precinct B132A (Ballots Cast: 194)</b>					
<b>STATE REPRESENTATIVE 3rd Representative District, Vote For 1</b>					
	Randy BRIDGES	0 0.00%	0 0.00%	44 53.66%	44 53.66%
	Joni S. HOGANCAMP	0 0.00%	0 0.00%	38 46.34%	38 46.34%
	<b>Cast Votes:</b>	0 0.00%	0 0.00%	82 95.35%	82 95.35%
	<b>Over Votes:</b>	0 0.00%	0 0.00%	0 0.00%	0 0.00%
	<b>Under Votes:</b>	0 0.00%	0 0.00%	4 4.65%	4 4.65%
<b>JAILER, Vote For 1</b>					
	Greg GARRISON	0 0.00%	0 0.00%	19 26.76%	19 26.76%
	Bobby DENNIS	0 0.00%	0 0.00%	4 5.63%	4 5.63%
	David KNIGHT	0 0.00%	0 0.00%	48 67.61%	48 67.61%
	<b>Cast Votes:</b>	0 0.00%	0 0.00%	71 82.56%	71 82.56%
	<b>Over Votes:</b>	0 0.00%	0 0.00%	0 0.00%	0 0.00%
	<b>Under Votes:</b>	0 0.00%	0 0.00%	15 17.44%	15 17.44%
<b>COUNTY COMMISSIONER 2nd District, Vote For 1</b>					
	Richard BOX	0 0.00%	0 0.00%	19 27.14%	19 27.14%
	Jeff G. PARKER	0 0.00%	0 0.00%	51 72.86%	51 72.86%
	<b>Cast Votes:</b>	0 0.00%	0 0.00%	70 81.40%	70 81.40%
	<b>Over Votes:</b>	0 0.00%	0 0.00%	0 0.00%	0 0.00%
	<b>Under Votes:</b>	0 0.00%	0 0.00%	16 18.60%	16 18.60%
<b>COUNTY COMMISSIONER 3rd District, Vote For 1</b>					
	Eddie JONES	0 0.00%	0 0.00%	58 75.32%	58 75.32%
	Scott WATHEN	0 0.00%	0 0.00%	19 24.68%	19 24.68%
	<b>Cast Votes:</b>	0 0.00%	0 0.00%	77 89.53%	77 89.53%
	<b>Over Votes:</b>	0 0.00%	0 0.00%	0 0.00%	0 0.00%
	<b>Under Votes:</b>	0 0.00%	0 0.00%	9 10.47%	9 10.47%
<b>UNITED STATES REPRESENTATIVE in CONGRESS 1st Congressional District, Vote For 1</b>					
	Paul WALKER	0 0.00%	0 0.00%	75 78.13%	75 78.13%
	Alonzo PENNINGTON	0 0.00%	0 0.00%	21 21.88%	21 21.88%
	<b>Cast Votes:</b>	0 0.00%	0 0.00%	96 88.89%	96 88.89%
	<b>Over Votes:</b>	0 0.00%	0 0.00%	0 0.00%	0 0.00%
	<b>Under Votes:</b>	0 0.00%	0 0.00%	12 11.11%	12 11.11%
<b>PROPERTY VALUATION ADMINISTRATOR, Vote For 1</b>					
	Debbie HANNA	0 0.00%	0 0.00%	50 47.62%	50 47.62%
	Nancy D. BOCK	0 0.00%	0 0.00%	55 52.38%	55 52.38%
	<b>Cast Votes:</b>	0 0.00%	0 0.00%	105 97.22%	105 97.22%
	<b>Over Votes:</b>	0 0.00%	0 0.00%	0 0.00%	0 0.00%
	<b>Under Votes:</b>	0 0.00%	0 0.00%	3 2.78%	3 2.78%

**Precinct Report — Unofficial**

**PRIMARY ELECTION HELD ON — OFFICIAL BALLOT FOR McCRACKEN COUNTY — May 22, 2018**

Precincts Reporting 55 of 55 = 100.00%

Total Number of Voters : 8,263 of 0 = 0.00%

Party	Candidate	Absentee	Early	Election	Total
<b>Precinct B132A (Ballots Cast: 194)</b>					
<b>JAILER, Vote For 1</b>					
	Dan L. SIMS	0 0.00%	0 0.00%	87 85.29%	87 85.29%
	Tonya D. RAY	0 0.00%	0 0.00%	2 1.96%	2 1.96%
	Paula RILEY	0 0.00%	0 0.00%	13 12.75%	13 12.75%
	<b>Cast Votes:</b>	<b>0 0.00%</b>	<b>0 0.00%</b>	<b>102 94.44%</b>	<b>102 94.44%</b>
	<b>Over Votes:</b>	<b>0 0.00%</b>	<b>0 0.00%</b>	<b>0 0.00%</b>	<b>0 0.00%</b>
	<b>Under Votes:</b>	<b>0 0.00%</b>	<b>0 0.00%</b>	<b>6 5.56%</b>	<b>6 5.56%</b>
<b>COUNTY COMMISSIONER 1st District, Vote For 1</b>					
	Charles OFFUTT	0 0.00%	0 0.00%	40 46.51%	40 46.51%
	Mark SCOTT	0 0.00%	0 0.00%	46 53.49%	46 53.49%
	<b>Cast Votes:</b>	<b>0 0.00%</b>	<b>0 0.00%</b>	<b>86 79.63%</b>	<b>86 79.63%</b>
	<b>Over Votes:</b>	<b>0 0.00%</b>	<b>0 0.00%</b>	<b>0 0.00%</b>	<b>0 0.00%</b>
	<b>Under Votes:</b>	<b>0 0.00%</b>	<b>0 0.00%</b>	<b>22 20.37%</b>	<b>22 20.37%</b>
<b>COUNTY COMMISSIONER 2nd District, Vote For 1</b>					
	Paul CARTER	0 0.00%	0 0.00%	32 32.00%	32 32.00%
	Jerry BEYER	0 0.00%	0 0.00%	68 68.00%	68 68.00%
	<b>Cast Votes:</b>	<b>0 0.00%</b>	<b>0 0.00%</b>	<b>100 92.59%</b>	<b>100 92.59%</b>
	<b>Over Votes:</b>	<b>0 0.00%</b>	<b>0 0.00%</b>	<b>0 0.00%</b>	<b>0 0.00%</b>
	<b>Under Votes:</b>	<b>0 0.00%</b>	<b>0 0.00%</b>	<b>8 7.41%</b>	<b>8 7.41%</b>

Precinct Report — Unofficial

PRIMARY ELECTION HELD ON — OFFICIAL BALLOT FOR McCRACKEN COUNTY — May 22, 2018

Total Number of Voters : 8,263 of 0 = 0.00%

Party	Candidate	Absentee	Early	Election	Total
<b>Precinct B134 (Ballots Cast: 184)</b>					
<b>JAILER, Vote For 1</b>					
	Greg GARRISON	0 0.00%	0 0.00%	17 19.10%	17 19.10%
	Bobby DENNIS	0 0.00%	0 0.00%	10 11.24%	10 11.24%
	David KNIGHT	0 0.00%	0 0.00%	62 69.66%	62 69.66%
	<b>Cast Votes:</b>	0 0.00%	0 0.00%	89 96.74%	89 96.74%
	<b>Over Votes:</b>	0 0.00%	0 0.00%	0 0.00%	0 0.00%
	<b>Under Votes:</b>	0 0.00%	0 0.00%	3 3.26%	3 3.26%
<b>COUNTY COMMISSIONER 2nd District, Vote For 1</b>					
	Richard BOX	0 0.00%	0 0.00%	43 47.25%	43 47.25%
	Jeff G. PARKER	0 0.00%	0 0.00%	48 52.75%	48 52.75%
	<b>Cast Votes:</b>	0 0.00%	0 0.00%	91 98.91%	91 98.91%
	<b>Over Votes:</b>	0 0.00%	0 0.00%	0 0.00%	0 0.00%
	<b>Under Votes:</b>	0 0.00%	0 0.00%	1 1.09%	1 1.09%
<b>COUNTY COMMISSIONER 3rd District, Vote For 1</b>					
	Eddie JONES	0 0.00%	0 0.00%	42 47.73%	42 47.73%
	Scott WATHEN	0 0.00%	0 0.00%	46 52.27%	46 52.27%
	<b>Cast Votes:</b>	0 0.00%	0 0.00%	88 95.65%	88 95.65%
	<b>Over Votes:</b>	0 0.00%	0 0.00%	0 0.00%	0 0.00%
	<b>Under Votes:</b>	0 0.00%	0 0.00%	4 4.35%	4 4.35%
<b>UNITED STATES REPRESENTATIVE in CONGRESS 1st Congressional District, Vote For 1</b>					
	Paul WALKER	0 0.00%	0 0.00%	67 81.71%	67 81.71%
	Alonzo PENNINGTON	0 0.00%	0 0.00%	15 18.29%	15 18.29%
	<b>Cast Votes:</b>	0 0.00%	0 0.00%	82 89.13%	82 89.13%
	<b>Over Votes:</b>	0 0.00%	0 0.00%	0 0.00%	0 0.00%
	<b>Under Votes:</b>	0 0.00%	0 0.00%	10 10.87%	10 10.87%
<b>PROPERTY VALUATION ADMINISTRATOR, Vote For 1</b>					
	Debbie HANNA	0 0.00%	0 0.00%	43 48.86%	43 48.86%
	Nancy D. BOCK	0 0.00%	0 0.00%	45 51.14%	45 51.14%
	<b>Cast Votes:</b>	0 0.00%	0 0.00%	88 95.65%	88 95.65%
	<b>Over Votes:</b>	0 0.00%	0 0.00%	0 0.00%	0 0.00%
	<b>Under Votes:</b>	0 0.00%	0 0.00%	4 4.35%	4 4.35%
<b>JAILER, Vote For 1</b>					
	Dan L. SIMS	0 0.00%	0 0.00%	67 79.76%	67 79.76%
	Tonya D. RAY	0 0.00%	0 0.00%	4 4.76%	4 4.76%
	Paula RILEY	0 0.00%	0 0.00%	13 15.48%	13 15.48%
	<b>Cast Votes:</b>	0 0.00%	0 0.00%	84 91.30%	84 91.30%
	<b>Over Votes:</b>	0 0.00%	0 0.00%	0 0.00%	0 0.00%
	<b>Under Votes:</b>	0 0.00%	0 0.00%	8 8.70%	8 8.70%

**Precinct Report — Unofficial**

**PRIMARY ELECTION HELD ON — OFFICIAL BALLOT FOR McCRACKEN COUNTY — May 22, 2018**

Page 72 of 110

05/22/2018 07:57 PM

Precincts Reporting 55 of 55 = 100.00%

Total Number of Voters : 8,263 of 0 = 0.00%

Party	Candidate	Absentee	Early	Election	Total
<b>Precinct B134 (Ballots Cast: 184)</b>					
<b>COUNTY COMMISSIONER 1st District, Vote For 1</b>					
	Charles OFFUTT	0 0.00%	0 0.00%	34 42.50%	34 42.50%
	Mark SCOTT	0 0.00%	0 0.00%	46 57.50%	46 57.50%
	<b>Cast Votes:</b>	0 0.00%	0 0.00%	80 86.96%	80 86.96%
	<b>Over Votes:</b>	0 0.00%	0 0.00%	0 0.00%	0 0.00%
	<b>Under Votes:</b>	0 0.00%	0 0.00%	12 13.04%	12 13.04%
<b>COUNTY COMMISSIONER 2nd District, Vote For 1</b>					
	Paul CARTER	0 0.00%	0 0.00%	39 43.33%	39 43.33%
	Jerry BEYER	0 0.00%	0 0.00%	51 56.67%	51 56.67%
	<b>Cast Votes:</b>	0 0.00%	0 0.00%	90 97.83%	90 97.83%
	<b>Over Votes:</b>	0 0.00%	0 0.00%	0 0.00%	0 0.00%
	<b>Under Votes:</b>	0 0.00%	0 0.00%	2 2.17%	2 2.17%

Precinct Report — Unofficial

PRIMARY ELECTION HELD ON — OFFICIAL BALLOT FOR McCRACKEN COUNTY — May 22, 2018

Total Number of Voters : 8,263 of 0 = 0.00%

Party	Candidate	Absentee	Early	Election	Total
<b>Precinct B135 (Ballots Cast: 166)</b>					
<b>JAILER, Vote For 1</b>					
	Greg GARRISON	0 0.00%	0 0.00%	26 37.14%	26 37.14%
	Bobby DENNIS	0 0.00%	0 0.00%	5 7.14%	5 7.14%
	David KNIGHT	0 0.00%	0 0.00%	39 55.71%	39 55.71%
	<b>Cast Votes:</b>	0 0.00%	0 0.00%	70 87.50%	70 87.50%
	<b>Over Votes:</b>	0 0.00%	0 0.00%	0 0.00%	0 0.00%
	<b>Under Votes:</b>	0 0.00%	0 0.00%	10 12.50%	10 12.50%
<b>COUNTY COMMISSIONER 2nd District, Vote For 1</b>					
	Richard BOX	0 0.00%	0 0.00%	32 41.03%	32 41.03%
	Jeff G. PARKER	0 0.00%	0 0.00%	46 58.97%	46 58.97%
	<b>Cast Votes:</b>	0 0.00%	0 0.00%	78 97.50%	78 97.50%
	<b>Over Votes:</b>	0 0.00%	0 0.00%	0 0.00%	0 0.00%
	<b>Under Votes:</b>	0 0.00%	0 0.00%	2 2.50%	2 2.50%
<b>COUNTY COMMISSIONER 3rd District, Vote For 1</b>					
	Eddie JONES	0 0.00%	0 0.00%	44 58.67%	44 58.67%
	Scott WATHEN	0 0.00%	0 0.00%	31 41.33%	31 41.33%
	<b>Cast Votes:</b>	0 0.00%	0 0.00%	75 93.75%	75 93.75%
	<b>Over Votes:</b>	0 0.00%	0 0.00%	0 0.00%	0 0.00%
	<b>Under Votes:</b>	0 0.00%	0 0.00%	5 6.25%	5 6.25%
<b>UNITED STATES REPRESENTATIVE in CONGRESS 1st Congressional District, Vote For 1</b>					
	Paul WALKER	0 0.00%	0 0.00%	51 68.92%	51 68.92%
	Alonzo PENNINGTON	0 0.00%	0 0.00%	23 31.08%	23 31.08%
	<b>Cast Votes:</b>	0 0.00%	0 0.00%	74 86.05%	74 86.05%
	<b>Over Votes:</b>	0 0.00%	0 0.00%	0 0.00%	0 0.00%
	<b>Under Votes:</b>	0 0.00%	0 0.00%	12 13.95%	12 13.95%
<b>PROPERTY VALUATION ADMINISTRATOR, Vote For 1</b>					
	Debbie HANNA	0 0.00%	0 0.00%	40 48.19%	40 48.19%
	Nancy D. BOCK	0 0.00%	0 0.00%	43 51.81%	43 51.81%
	<b>Cast Votes:</b>	0 0.00%	0 0.00%	83 96.51%	83 96.51%
	<b>Over Votes:</b>	0 0.00%	0 0.00%	0 0.00%	0 0.00%
	<b>Under Votes:</b>	0 0.00%	0 0.00%	3 3.49%	3 3.49%
<b>JAILER, Vote For 1</b>					
	Dan L. SIMS	0 0.00%	0 0.00%	57 72.15%	57 72.15%
	Tonya D. RAY	0 0.00%	0 0.00%	6 7.59%	6 7.59%
	Paula RILEY	0 0.00%	0 0.00%	16 20.25%	16 20.25%
	<b>Cast Votes:</b>	0 0.00%	0 0.00%	79 91.86%	79 91.86%
	<b>Over Votes:</b>	0 0.00%	0 0.00%	0 0.00%	0 0.00%
	<b>Under Votes:</b>	0 0.00%	0 0.00%	7 8.14%	7 8.14%



**Precinct Report — Unofficial**

**PRIMARY ELECTION HELD ON — OFFICIAL BALLOT FOR McCRACKEN COUNTY — May 22, 2018**

Page 74 of 110

05/22/2018 07:57 PM

Total Number of Voters : 8,263 of 0 = 0.00%

Precincts Reporting 55 of 55 = 100.00%

Party	Candidate	Absentee	Early	Election	Total
<b>Precinct B135 (Ballots Cast: 166)</b>					
<b>COUNTY COMMISSIONER 1st District, Vote For 1</b>					
	Charles OFFUTT	0 0.00%	0 0.00%	33 45.21%	33 45.21%
	Mark SCOTT	0 0.00%	0 0.00%	40 54.79%	40 54.79%
	<b>Cast Votes:</b>	0 0.00%	0 0.00%	73 84.88%	73 84.88%
	<b>Over Votes:</b>	0 0.00%	0 0.00%	1 1.16%	1 1.16%
	<b>Under Votes:</b>	0 0.00%	0 0.00%	12 13.95%	12 13.95%
<b>COUNTY COMMISSIONER 2nd District, Vote For 1</b>					
	Paul CARTER	0 0.00%	0 0.00%	36 42.86%	36 42.86%
	Jerry BEYER	0 0.00%	0 0.00%	48 57.14%	48 57.14%
	<b>Cast Votes:</b>	0 0.00%	0 0.00%	84 97.67%	84 97.67%
	<b>Over Votes:</b>	0 0.00%	0 0.00%	0 0.00%	0 0.00%
	<b>Under Votes:</b>	0 0.00%	0 0.00%	2 2.33%	2 2.33%

Precinct Report — Unofficial

PRIMARY ELECTION HELD ON — OFFICIAL BALLOT FOR McCRACKEN COUNTY — May 22, 2018

Total Number of Voters : 8,263 of 0 = 0.00%

Precincts Reporting 55 of 55 = 100.00%

Party	Candidate	Absentee	Early	Election	Total
<b>Precinct C102A (Ballots Cast: 107)</b>					
<b>STATE REPRESENTATIVE 3rd Representative District, Vote For 1</b>					
	Randy BRIDGES	0 0.00%	0 0.00%	9 64.29%	9 64.29%
	Joni S. HOGANCAMP	0 0.00%	0 0.00%	5 35.71%	5 35.71%
	<b>Cast Votes:</b>	0 0.00%	0 0.00%	14 100.00%	14 100.00%
	<b>Over Votes:</b>	0 0.00%	0 0.00%	0 0.00%	0 0.00%
	<b>Under Votes:</b>	0 0.00%	0 0.00%	0 0.00%	0 0.00%
<b>JAILER, Vote For 1</b>					
	Greg GARRISON	0 0.00%	0 0.00%	3 21.43%	3 21.43%
	Bobby DENNIS	0 0.00%	0 0.00%	3 21.43%	3 21.43%
	David KNIGHT	0 0.00%	0 0.00%	8 57.14%	8 57.14%
	<b>Cast Votes:</b>	0 0.00%	0 0.00%	14 100.00%	14 100.00%
	<b>Over Votes:</b>	0 0.00%	0 0.00%	0 0.00%	0 0.00%
	<b>Under Votes:</b>	0 0.00%	0 0.00%	0 0.00%	0 0.00%
<b>COUNTY COMMISSIONER 2nd District, Vote For 1</b>					
	Richard BOX	0 0.00%	0 0.00%	7 50.00%	7 50.00%
	Jeff G. PARKER	0 0.00%	0 0.00%	7 50.00%	7 50.00%
	<b>Cast Votes:</b>	0 0.00%	0 0.00%	14 100.00%	14 100.00%
	<b>Over Votes:</b>	0 0.00%	0 0.00%	0 0.00%	0 0.00%
	<b>Under Votes:</b>	0 0.00%	0 0.00%	0 0.00%	0 0.00%
<b>COUNTY COMMISSIONER 3rd District, Vote For 1</b>					
	Eddie JONES	0 0.00%	0 0.00%	7 50.00%	7 50.00%
	Scott WATHEN	0 0.00%	0 0.00%	7 50.00%	7 50.00%
	<b>Cast Votes:</b>	0 0.00%	0 0.00%	14 100.00%	14 100.00%
	<b>Over Votes:</b>	0 0.00%	0 0.00%	0 0.00%	0 0.00%
	<b>Under Votes:</b>	0 0.00%	0 0.00%	0 0.00%	0 0.00%
<b>CONSTABLE 3rd Magisterial District, Vote For 1</b>					
	Greg MARTIN	0 0.00%	0 0.00%	9 64.29%	9 64.29%
	Tony VELTRI	0 0.00%	0 0.00%	0 0.00%	0 0.00%
	<b>Cast Votes:</b>	0 0.00%	0 0.00%	14 100.00%	14 100.00%
	<b>Over Votes:</b>	0 0.00%	0 0.00%	0 0.00%	0 0.00%
	<b>Under Votes:</b>	0 0.00%	0 0.00%	0 0.00%	0 0.00%
<b>UNITED STATES REPRESENTATIVE in CONGRESS 1st Congressional District, Vote For 1</b>					
	Paul WALKER	0 0.00%	0 0.00%	62 75.61%	62 75.61%
	Alonzo PENNINGTON	0 0.00%	0 0.00%	20 24.39%	20 24.39%
	<b>Cast Votes:</b>	0 0.00%	0 0.00%	82 88.17%	82 88.17%
	<b>Over Votes:</b>	0 0.00%	0 0.00%	0 0.00%	0 0.00%
	<b>Under Votes:</b>	0 0.00%	0 0.00%	11 11.83%	11 11.83%

**Precinct Report — Unofficial**

**PRIMARY ELECTION HELD ON — OFFICIAL BALLOT FOR McCracken County — May 22, 2018**

Precincts Reporting 55 of 55 = 100.00%

Total Number of Voters : 8,263 of 0 = 0.00%

Party	Candidate	Absentee	Early	Election	Total
<b>Precinct C102A (Ballots Cast: 107)</b>					
<b>PROPERTY VALUATION ADMINISTRATOR, Vote For 1</b>					
	Debbie HANNA	0 0.00%	0 0.00%	26 29.21%	26 29.21%
	Nancy D. BOCK	0 0.00%	0 0.00%	63 70.79%	63 70.79%
	<b>Cast Votes:</b>	0 0.00%	0 0.00%	89 95.70%	89 95.70%
	<b>Over Votes:</b>	0 0.00%	0 0.00%	0 0.00%	0 0.00%
	<b>Under Votes:</b>	0 0.00%	0 0.00%	4 4.30%	4 4.30%
<b>JAILER, Vote For 1</b>					
	Dan L. SIMS	0 0.00%	0 0.00%	47 54.02%	47 54.02%
	Tonya D. RAY	0 0.00%	0 0.00%	22 25.29%	22 25.29%
	Paula RILEY	0 0.00%	0 0.00%	18 20.69%	18 20.69%
	<b>Cast Votes:</b>	0 0.00%	0 0.00%	87 93.55%	87 93.55%
	<b>Over Votes:</b>	0 0.00%	0 0.00%	0 0.00%	0 0.00%
	<b>Under Votes:</b>	0 0.00%	0 0.00%	6 6.45%	6 6.45%
<b>COUNTY COMMISSIONER 1st District, Vote For 1</b>					
	Charles OFFUTT	0 0.00%	0 0.00%	23 27.71%	23 27.71%
	Mark SCOTT	0 0.00%	0 0.00%	60 72.29%	60 72.29%
	<b>Cast Votes:</b>	0 0.00%	0 0.00%	83 89.25%	83 89.25%
	<b>Over Votes:</b>	0 0.00%	0 0.00%	0 0.00%	0 0.00%
	<b>Under Votes:</b>	0 0.00%	0 0.00%	10 10.75%	10 10.75%
<b>COUNTY COMMISSIONER 2nd District, Vote For 1</b>					
	Paul CARTER	0 0.00%	0 0.00%	31 35.23%	31 35.23%
	Jerry BEYER	0 0.00%	0 0.00%	57 64.77%	57 64.77%
	<b>Cast Votes:</b>	0 0.00%	0 0.00%	88 94.62%	88 94.62%
	<b>Over Votes:</b>	0 0.00%	0 0.00%	0 0.00%	0 0.00%
	<b>Under Votes:</b>	0 0.00%	0 0.00%	5 5.38%	5 5.38%

Precinct Report — Unofficial

PRIMARY ELECTION HELD ON — OFFICIAL BALLOT FOR McCRACKEN COUNTY — May 22, 2018

Precincts Reporting 55 of 55 = 100.00%

Total Number of Voters : 8,263 of 0 = 0.00%

Party	Candidate	Absentee	Early	Election	Total
<b>Precinct C106 (Ballots Cast: 41)</b>					
<b>STATE REPRESENTATIVE 3rd Representative District, Vote For 1</b>					
	Randy BRIDGES	0 0.00%	0 0.00%	9 81.82%	9 81.82%
	Joni S. HOGANCAMP	0 0.00%	0 0.00%	2 18.18%	2 18.18%
	<b>Cast Votes:</b>	0 0.00%	0 0.00%	11 100.00%	11 100.00%
	<b>Over Votes:</b>	0 0.00%	0 0.00%	0 0.00%	0 0.00%
	<b>Under Votes:</b>	0 0.00%	0 0.00%	0 0.00%	0 0.00%
<b>JAILER, Vote For 1</b>					
	Greg GARRISON	0 0.00%	0 0.00%	2 18.18%	2 18.18%
	Bobby DENNIS	0 0.00%	0 0.00%	1 9.09%	1 9.09%
	David KNIGHT	0 0.00%	0 0.00%	8 72.73%	8 72.73%
	<b>Cast Votes:</b>	0 0.00%	0 0.00%	11 100.00%	11 100.00%
	<b>Over Votes:</b>	0 0.00%	0 0.00%	0 0.00%	0 0.00%
	<b>Under Votes:</b>	0 0.00%	0 0.00%	0 0.00%	0 0.00%
<b>COUNTY COMMISSIONER 2nd District, Vote For 1</b>					
	Richard BOX	0 0.00%	0 0.00%	7 63.64%	7 63.64%
	Jeff G. PARKER	0 0.00%	0 0.00%	4 36.36%	4 36.36%
	<b>Cast Votes:</b>	0 0.00%	0 0.00%	11 100.00%	11 100.00%
	<b>Over Votes:</b>	0 0.00%	0 0.00%	0 0.00%	0 0.00%
	<b>Under Votes:</b>	0 0.00%	0 0.00%	0 0.00%	0 0.00%
<b>COUNTY COMMISSIONER 3rd District, Vote For 1</b>					
	Eddie JONES	0 0.00%	0 0.00%	6 54.55%	6 54.55%
	Scott WATHEN	0 0.00%	0 0.00%	5 45.45%	5 45.45%
	<b>Cast Votes:</b>	0 0.00%	0 0.00%	11 100.00%	11 100.00%
	<b>Over Votes:</b>	0 0.00%	0 0.00%	0 0.00%	0 0.00%
	<b>Under Votes:</b>	0 0.00%	0 0.00%	0 0.00%	0 0.00%
<b>CONSTABLE 3rd Magisterial District, Vote For 1</b>					
	Greg MARTIN	0 0.00%	0 0.00%	4 36.36%	4 36.36%
	Tony VELTRI	0 0.00%	0 0.00%	7 63.64%	7 63.64%
	<b>Cast Votes:</b>	0 0.00%	0 0.00%	11 100.00%	11 100.00%
	<b>Over Votes:</b>	0 0.00%	0 0.00%	0 0.00%	0 0.00%
	<b>Under Votes:</b>	0 0.00%	0 0.00%	0 0.00%	0 0.00%
<b>UNITED STATES REPRESENTATIVE in CONGRESS 1st Congressional District, Vote For 1</b>					
	Paul WALKER	0 0.00%	0 0.00%	19 73.08%	19 73.08%
	Alonzo PENNINGTON	0 0.00%	0 0.00%	7 26.92%	7 26.92%
	<b>Cast Votes:</b>	0 0.00%	0 0.00%	26 86.67%	26 86.67%
	<b>Over Votes:</b>	0 0.00%	0 0.00%	0 0.00%	0 0.00%
	<b>Under Votes:</b>	0 0.00%	0 0.00%	4 13.33%	4 13.33%

Precinct Report — Unofficial

PRIMARY ELECTION HELD ON — OFFICIAL BALLOT FOR McCRACKEN COUNTY — May 22, 2018

Page 78 of 110

05/22/2018 07:57 PM

Precincts Reporting 55 of 55 = 100.00%

Total Number of Voters : 8,263 of 0 = 0.00%

Party	Candidate	Absentee		Early		Election		Total	
<b>Precinct C106 (Ballots Cast: 41)</b>									
<b>PROPERTY VALUATION ADMINISTRATOR, Vote For 1</b>									
	Debbie HANNA	0	0.00%	0	0.00%	6	20.69%	6	20.69%
	Nancy D. BOCK	0	0.00%	0	0.00%	23	79.31%	23	79.31%
	<b>Cast Votes:</b>	0	0.00%	0	0.00%	29	96.67%	29	96.67%
	<b>Over Votes:</b>	0	0.00%	0	0.00%	0	0.00%	0	0.00%
	<b>Under Votes:</b>	0	0.00%	0	0.00%	1	3.33%	1	3.33%
<b>JAILER, Vote For 1</b>									
	Dan L. SIMS	0	0.00%	0	0.00%	21	72.41%	21	72.41%
	Tonya D. RAY	0	0.00%	0	0.00%	1	3.45%	1	3.45%
	Paula RILEY	0	0.00%	0	0.00%	7	24.14%	7	24.14%
	<b>Cast Votes:</b>	0	0.00%	0	0.00%	29	96.67%	29	96.67%
	<b>Over Votes:</b>	0	0.00%	0	0.00%	0	0.00%	0	0.00%
	<b>Under Votes:</b>	0	0.00%	0	0.00%	1	3.33%	1	3.33%
<b>COUNTY COMMISSIONER 1st District, Vote For 1</b>									
	Charles OFFUTT	0	0.00%	0	0.00%	13	52.00%	13	52.00%
	Mark SCOTT	0	0.00%	0	0.00%	12	48.00%	12	48.00%
	<b>Cast Votes:</b>	0	0.00%	0	0.00%	25	83.33%	25	83.33%
	<b>Over Votes:</b>	0	0.00%	0	0.00%	0	0.00%	0	0.00%
	<b>Under Votes:</b>	0	0.00%	0	0.00%	5	16.67%	5	16.67%
<b>COUNTY COMMISSIONER 2nd District, Vote For 1</b>									
	Paul CARTER	0	0.00%	0	0.00%	10	34.48%	10	34.48%
	Jerry BEYER	0	0.00%	0	0.00%	19	65.52%	19	65.52%
	<b>Cast Votes:</b>	0	0.00%	0	0.00%	29	96.67%	29	96.67%
	<b>Over Votes:</b>	0	0.00%	0	0.00%	0	0.00%	0	0.00%
	<b>Under Votes:</b>	0	0.00%	0	0.00%	1	3.33%	1	3.33%

Precinct Report — Unofficial

PRIMARY ELECTION HELD ON — OFFICIAL BALLOT FOR McCRACKEN COUNTY — May 22, 2018

Total Number of Voters : 8,263 of 0 = 0.00%

Party	Candidate	Absentee	Early	Election	Total
<b>Precinct C107 (Ballots Cast: 228)</b>					
<b>STATE REPRESENTATIVE 3rd Representative District, Vote For 1</b>					
	Randy BRIDGES	0 0.00%	0 0.00%	67 65.69%	67 65.69%
	Joni S. HOGANCAMP	0 0.00%	0 0.00%	35 34.31%	35 34.31%
	<b>Cast Votes:</b>	0 0.00%	0 0.00%	102 100.00%	102 100.00%
	<b>Over Votes:</b>	0 0.00%	0 0.00%	0 0.00%	0 0.00%
	<b>Under Votes:</b>	0 0.00%	0 0.00%	0 0.00%	0 0.00%
<b>JAILER, Vote For 1</b>					
	Greg GARRISON	0 0.00%	0 0.00%	28 30.11%	28 30.11%
	Bobby DENNIS	0 0.00%	0 0.00%	11 11.83%	11 11.83%
	David KNIGHT	0 0.00%	0 0.00%	54 58.06%	54 58.06%
	<b>Cast Votes:</b>	0 0.00%	0 0.00%	93 91.18%	93 91.18%
	<b>Over Votes:</b>	0 0.00%	0 0.00%	0 0.00%	0 0.00%
	<b>Under Votes:</b>	0 0.00%	0 0.00%	9 8.82%	9 8.82%
<b>COUNTY COMMISSIONER 2nd District, Vote For 1</b>					
	Richard BOX	0 0.00%	0 0.00%	37 40.22%	37 40.22%
	Jeff G. PARKER	0 0.00%	0 0.00%	55 59.78%	55 59.78%
	<b>Cast Votes:</b>	0 0.00%	0 0.00%	92 90.20%	92 90.20%
	<b>Over Votes:</b>	0 0.00%	0 0.00%	0 0.00%	0 0.00%
	<b>Under Votes:</b>	0 0.00%	0 0.00%	10 9.80%	10 9.80%
<b>COUNTY COMMISSIONER 3rd District, Vote For 1</b>					
	Eddie JONES	0 0.00%	0 0.00%	48 54.55%	48 54.55%
	Scott WATHEN	0 0.00%	0 0.00%	40 45.45%	40 45.45%
	<b>Cast Votes:</b>	0 0.00%	0 0.00%	88 86.27%	88 86.27%
	<b>Over Votes:</b>	0 0.00%	0 0.00%	0 0.00%	0 0.00%
	<b>Under Votes:</b>	0 0.00%	0 0.00%	14 13.73%	14 13.73%
<b>CONSTABLE 3rd Magisterial District, Vote For 1</b>					
	Greg MARTIN	0 0.00%	0 0.00%	40 44.94%	40 44.94%
	Tony VELTRI	0 0.00%	0 0.00%	49 55.06%	49 55.06%
	<b>Cast Votes:</b>	0 0.00%	0 0.00%	89 87.25%	89 87.25%
	<b>Over Votes:</b>	0 0.00%	0 0.00%	0 0.00%	0 0.00%
	<b>Under Votes:</b>	0 0.00%	0 0.00%	13 12.75%	13 12.75%
<b>UNITED STATES REPRESENTATIVE in CONGRESS 1st Congressional District, Vote For 1</b>					
	Paul WALKER	0 0.00%	0 0.00%	78 75.00%	78 75.00%
	Alonzo PENNINGTON	0 0.00%	0 0.00%	26 25.00%	26 25.00%
	<b>Cast Votes:</b>	0 0.00%	0 0.00%	104 82.54%	104 82.54%
	<b>Over Votes:</b>	0 0.00%	0 0.00%	0 0.00%	0 0.00%
	<b>Under Votes:</b>	0 0.00%	0 0.00%	22 17.46%	22 17.46%

**Precinct Report — Unofficial**

**PRIMARY ELECTION HELD ON — OFFICIAL BALLOT FOR McCRACKEN COUNTY — May 22, 2018**

Total Number of Voters : 8,263 of 0 = 0.00%

Party	Candidate	Absentee	Early	Election	Total
<b>Precinct C107 (Ballots Cast: 228)</b>					
<b>PROPERTY VALUATION ADMINISTRATOR, Vote For 1</b>					
	Debbie HANNA	0 0.00%	0 0.00%	55 45.83%	55 45.83%
	Nancy D. BOCK	0 0.00%	0 0.00%	65 54.17%	65 54.17%
	<b>Cast Votes:</b>	0 0.00%	0 0.00%	120 95.24%	120 95.24%
	<b>Over Votes:</b>	0 0.00%	0 0.00%	0 0.00%	0 0.00%
	<b>Under Votes:</b>	0 0.00%	0 0.00%	6 4.76%	6 4.76%
<b>JAILER, Vote For 1</b>					
	Dan L. SIMS	0 0.00%	0 0.00%	86 72.27%	86 72.27%
	Tonya D. RAY	0 0.00%	0 0.00%	14 11.76%	14 11.76%
	Paula RILEY	0 0.00%	0 0.00%	19 15.97%	19 15.97%
	<b>Cast Votes:</b>	0 0.00%	0 0.00%	119 94.44%	119 94.44%
	<b>Over Votes:</b>	0 0.00%	0 0.00%	0 0.00%	0 0.00%
	<b>Under Votes:</b>	0 0.00%	0 0.00%	7 5.56%	7 5.56%
<b>COUNTY COMMISSIONER 1st District, Vote For 1</b>					
	Charles OFFUTT	0 0.00%	0 0.00%	37 33.33%	37 33.33%
	Mark SCOTT	0 0.00%	0 0.00%	74 66.67%	74 66.67%
	<b>Cast Votes:</b>	0 0.00%	0 0.00%	111 88.10%	111 88.10%
	<b>Over Votes:</b>	0 0.00%	0 0.00%	0 0.00%	0 0.00%
	<b>Under Votes:</b>	0 0.00%	0 0.00%	15 11.90%	15 11.90%
<b>COUNTY COMMISSIONER 2nd District, Vote For 1</b>					
	Paul CARTER	0 0.00%	0 0.00%	44 37.29%	44 37.29%
	Jerry BEYER	0 0.00%	0 0.00%	74 62.71%	74 62.71%
	<b>Cast Votes:</b>	0 0.00%	0 0.00%	118 93.65%	118 93.65%
	<b>Over Votes:</b>	0 0.00%	0 0.00%	0 0.00%	0 0.00%
	<b>Under Votes:</b>	0 0.00%	0 0.00%	8 6.35%	8 6.35%

Precinct Report — Unofficial

PRIMARY ELECTION HELD ON — OFFICIAL BALLOT FOR McCRACKEN COUNTY — May 22, 2018

Total Number of Voters : 8,263 of 0 = 0.00%

Party	Candidate	Absentee	Early	Election	Total
<b>Precinct C108 (Ballots Cast: 244)</b>					
<b>JAILER, Vote For 1</b>					
	Greg GARRISON	0 0.00%	0 0.00%	46 38.98%	46 38.98%
	Bobby DENNIS	0 0.00%	0 0.00%	14 11.86%	14 11.86%
	David KNIGHT	0 0.00%	0 0.00%	58 49.15%	58 49.15%
	<b>Cast Votes:</b>	0 0.00%	0 0.00%	118 85.51%	118 85.51%
	<b>Over Votes:</b>	0 0.00%	0 0.00%	0 0.00%	0 0.00%
	<b>Under Votes:</b>	0 0.00%	0 0.00%	20 14.49%	20 14.49%
<b>COUNTY COMMISSIONER 2nd District, Vote For 1</b>					
	Richard BOX	0 0.00%	0 0.00%	49 36.84%	49 36.84%
	Jeff G. PARKER	0 0.00%	0 0.00%	84 63.16%	84 63.16%
	<b>Cast Votes:</b>	0 0.00%	0 0.00%	133 96.38%	133 96.38%
	<b>Over Votes:</b>	0 0.00%	0 0.00%	0 0.00%	0 0.00%
	<b>Under Votes:</b>	0 0.00%	0 0.00%	5 3.62%	5 3.62%
<b>COUNTY COMMISSIONER 3rd District, Vote For 1</b>					
	Eddie JONES	0 0.00%	0 0.00%	87 65.91%	87 65.91%
	Scott WATHEN	0 0.00%	0 0.00%	45 34.09%	45 34.09%
	<b>Cast Votes:</b>	0 0.00%	0 0.00%	132 95.65%	132 95.65%
	<b>Over Votes:</b>	0 0.00%	0 0.00%	0 0.00%	0 0.00%
	<b>Under Votes:</b>	0 0.00%	0 0.00%	6 4.35%	6 4.35%
<b>CONSTABLE 3rd Magisterial District, Vote For 1</b>					
	Greg MARTIN	0 0.00%	0 0.00%	57 48.31%	57 48.31%
	Tony VELTRI	0 0.00%	0 0.00%	118 85.51%	118 85.51%
	<b>Cast Votes:</b>	0 0.00%	0 0.00%	118 85.51%	118 85.51%
	<b>Over Votes:</b>	0 0.00%	0 0.00%	0 0.00%	0 0.00%
	<b>Under Votes:</b>	0 0.00%	0 0.00%	20 14.49%	20 14.49%
<b>UNITED STATES REPRESENTATIVE in CONGRESS 1st Congressional District, Vote For 1</b>					
	Paul WALKER	0 0.00%	0 0.00%	74 75.51%	74 75.51%
	Alonzo PENNINGTON	0 0.00%	0 0.00%	24 24.49%	24 24.49%
	<b>Cast Votes:</b>	0 0.00%	0 0.00%	98 92.45%	98 92.45%
	<b>Over Votes:</b>	0 0.00%	0 0.00%	0 0.00%	0 0.00%
	<b>Under Votes:</b>	0 0.00%	0 0.00%	8 7.55%	8 7.55%
<b>PROPERTY VALUATION ADMINISTRATOR, Vote For 1</b>					
	Debbie HANNA	0 0.00%	0 0.00%	44 43.14%	44 43.14%
	Nancy D. BOCK	0 0.00%	0 0.00%	58 56.86%	58 56.86%
	<b>Cast Votes:</b>	0 0.00%	0 0.00%	102 96.23%	102 96.23%
	<b>Over Votes:</b>	0 0.00%	0 0.00%	0 0.00%	0 0.00%
	<b>Under Votes:</b>	0 0.00%	0 0.00%	4 3.77%	4 3.77%



**Precinct Report — Unofficial**

**PRIMARY ELECTION HELD ON — OFFICIAL BALLOT FOR McCRACKEN COUNTY — May 22, 2018**

Precincts Reporting 55 of 55 = 100.00%

Total Number of Voters : 8,263 of 0 = 0.00%

Party	Candidate	Absentee	Early	Election	Total
<b>Precinct C108 (Ballots Cast: 244)</b>					
<b>JAILER, Vote For 1</b>					
	Dan L. SIMS	0 0.00%	0 0.00%	84 80.77%	84 80.77%
	Tonya D. RAY	0 0.00%	0 0.00%	10 9.62%	10 9.62%
	Paula RILEY	0 0.00%	0 0.00%	10 9.62%	10 9.62%
	<b>Cast Votes:</b>	<b>0 0.00%</b>	<b>0 0.00%</b>	<b>104 98.11%</b>	<b>104 98.11%</b>
	<b>Over Votes:</b>	<b>0 0.00%</b>	<b>0 0.00%</b>	<b>0 0.00%</b>	<b>0 0.00%</b>
	<b>Under Votes:</b>	<b>0 0.00%</b>	<b>0 0.00%</b>	<b>2 1.89%</b>	<b>2 1.89%</b>
<b>COUNTY COMMISSIONER 1st District, Vote For 1</b>					
	Charles OFFUTT	0 0.00%	0 0.00%	44 45.83%	44 45.83%
	Mark SCOTT	0 0.00%	0 0.00%	52 54.17%	52 54.17%
	<b>Cast Votes:</b>	<b>0 0.00%</b>	<b>0 0.00%</b>	<b>96 90.57%</b>	<b>96 90.57%</b>
	<b>Over Votes:</b>	<b>0 0.00%</b>	<b>0 0.00%</b>	<b>0 0.00%</b>	<b>0 0.00%</b>
	<b>Under Votes:</b>	<b>0 0.00%</b>	<b>0 0.00%</b>	<b>10 9.43%</b>	<b>10 9.43%</b>
<b>COUNTY COMMISSIONER 2nd District, Vote For 1</b>					
	Paul CARTER	0 0.00%	0 0.00%	40 40.00%	40 40.00%
	Jerry BEYER	0 0.00%	0 0.00%	60 60.00%	60 60.00%
	<b>Cast Votes:</b>	<b>0 0.00%</b>	<b>0 0.00%</b>	<b>100 94.34%</b>	<b>100 94.34%</b>
	<b>Over Votes:</b>	<b>0 0.00%</b>	<b>0 0.00%</b>	<b>0 0.00%</b>	<b>0 0.00%</b>
	<b>Under Votes:</b>	<b>0 0.00%</b>	<b>0 0.00%</b>	<b>6 5.66%</b>	<b>6 5.66%</b>

Precinct Report — Unofficial

PRIMARY ELECTION HELD ON — OFFICIAL BALLOT FOR McCRACKEN COUNTY — May 22, 2018

Total Number of Voters : 8,263 of 0 = 0.00%

Precincts Reporting 55 of 55 = 100.00%

Party	Candidate	Absentee	Early	Election	Total
<b>Precinct C109 (Ballots Cast: 196)</b>					
<b>STATE REPRESENTATIVE 3rd Representative District, Vote For 1</b>					
	Randy BRIDGES	0 0.00%	0 0.00%	59 56.19%	59 56.19%
	Joni S. HOGANCAMP	0 0.00%	0 0.00%	46 43.81%	46 43.81%
	<b>Cast Votes:</b>	0 0.00%	0 0.00%	105 98.13%	105 98.13%
	<b>Over Votes:</b>	0 0.00%	0 0.00%	0 0.00%	0 0.00%
	<b>Under Votes:</b>	0 0.00%	0 0.00%	2 1.87%	2 1.87%
<b>JAILER, Vote For 1</b>					
	Greg GARRISON	0 0.00%	0 0.00%	32 32.65%	32 32.65%
	Bobby DENNIS	0 0.00%	0 0.00%	8 8.16%	8 8.16%
	David KNIGHT	0 0.00%	0 0.00%	58 59.18%	58 59.18%
	<b>Cast Votes:</b>	0 0.00%	0 0.00%	98 91.59%	98 91.59%
	<b>Over Votes:</b>	0 0.00%	0 0.00%	0 0.00%	0 0.00%
	<b>Under Votes:</b>	0 0.00%	0 0.00%	9 8.41%	9 8.41%
<b>COUNTY COMMISSIONER 2nd District, Vote For 1</b>					
	Richard BOX	0 0.00%	0 0.00%	30 32.61%	30 32.61%
	Jeff G. PARKER	0 0.00%	0 0.00%	62 67.39%	62 67.39%
	<b>Cast Votes:</b>	0 0.00%	0 0.00%	92 85.98%	92 85.98%
	<b>Over Votes:</b>	0 0.00%	0 0.00%	0 0.00%	0 0.00%
	<b>Under Votes:</b>	0 0.00%	0 0.00%	15 14.02%	15 14.02%
<b>COUNTY COMMISSIONER 3rd District, Vote For 1</b>					
	Eddie JONES	0 0.00%	0 0.00%	60 58.82%	60 58.82%
	Scott WATHEN	0 0.00%	0 0.00%	42 41.18%	42 41.18%
	<b>Cast Votes:</b>	0 0.00%	0 0.00%	102 95.33%	102 95.33%
	<b>Over Votes:</b>	0 0.00%	0 0.00%	0 0.00%	0 0.00%
	<b>Under Votes:</b>	0 0.00%	0 0.00%	5 4.67%	5 4.67%
<b>CONSTABLE 3rd Magisterial District, Vote For 1</b>					
	Greg MARTIN	0 0.00%	0 0.00%	42 44.68%	42 44.68%
	Tony VELTRI	0 0.00%	0 0.00%	52 55.32%	52 55.32%
	<b>Cast Votes:</b>	0 0.00%	0 0.00%	94 87.85%	94 87.85%
	<b>Over Votes:</b>	0 0.00%	0 0.00%	0 0.00%	0 0.00%
	<b>Under Votes:</b>	0 0.00%	0 0.00%	13 12.15%	13 12.15%
<b>UNITED STATES REPRESENTATIVE in CONGRESS 1st Congressional District, Vote For 1</b>					
	Paul WALKER	0 0.00%	0 0.00%	62 75.61%	62 75.61%
	Alonzo PENNINGTON	0 0.00%	0 0.00%	20 24.39%	20 24.39%
	<b>Cast Votes:</b>	0 0.00%	0 0.00%	82 92.13%	82 92.13%
	<b>Over Votes:</b>	0 0.00%	0 0.00%	0 0.00%	0 0.00%
	<b>Under Votes:</b>	0 0.00%	0 0.00%	7 7.87%	7 7.87%

**Precinct Report — Unofficial**  
**PRIMARY ELECTION HELD ON — OFFICIAL BALLOT FOR McCRACKEN COUNTY — May 22, 2018**

Total Number of Voters : 8,263 of 0 = 0.00%

Party	Candidate	Absentee	Early	Election	Total
<b>Precinct C109 (Ballots Cast: 196)</b>					
<b>PROPERTY VALUATION ADMINISTRATOR, Vote For 1</b>					
	Debbie HANNA	0 0.00%	0 0.00%	33 37.93%	33 37.93%
	Nancy D. BOCK	0 0.00%	0 0.00%	54 62.07%	54 62.07%
	<b>Cast Votes:</b>	0 0.00%	0 0.00%	87 97.75%	87 97.75%
	<b>Over Votes:</b>	0 0.00%	0 0.00%	0 0.00%	0 0.00%
	<b>Under Votes:</b>	0 0.00%	0 0.00%	2 2.25%	2 2.25%
<b>JAILER, Vote For 1</b>					
	Dan L. SIMS	0 0.00%	0 0.00%	67 80.72%	67 80.72%
	Tonya D. RAY	0 0.00%	0 0.00%	5 6.02%	5 6.02%
	Paula RILEY	0 0.00%	0 0.00%	11 13.25%	11 13.25%
	<b>Cast Votes:</b>	0 0.00%	0 0.00%	83 93.26%	83 93.26%
	<b>Over Votes:</b>	0 0.00%	0 0.00%	0 0.00%	0 0.00%
	<b>Under Votes:</b>	0 0.00%	0 0.00%	6 6.74%	6 6.74%
<b>COUNTY COMMISSIONER 1st District, Vote For 1</b>					
	Charles OFFUTT	0 0.00%	0 0.00%	31 38.75%	31 38.75%
	Mark SCOTT	0 0.00%	0 0.00%	49 61.25%	49 61.25%
	<b>Cast Votes:</b>	0 0.00%	0 0.00%	80 89.89%	80 89.89%
	<b>Over Votes:</b>	0 0.00%	0 0.00%	0 0.00%	0 0.00%
	<b>Under Votes:</b>	0 0.00%	0 0.00%	9 10.11%	9 10.11%
<b>COUNTY COMMISSIONER 2nd District, Vote For 1</b>					
	Paul CARTER	0 0.00%	0 0.00%	32 36.36%	32 36.36%
	Jerry BEYER	0 0.00%	0 0.00%	56 63.64%	56 63.64%
	<b>Cast Votes:</b>	0 0.00%	0 0.00%	88 98.88%	88 98.88%
	<b>Over Votes:</b>	0 0.00%	0 0.00%	0 0.00%	0 0.00%
	<b>Under Votes:</b>	0 0.00%	0 0.00%	1 1.12%	1 1.12%

Precinct Report — Unofficial

PRIMARY ELECTION HELD ON — OFFICIAL BALLOT FOR McCRACKEN COUNTY — May 22, 2018

Total Number of Voters : 8,263 of 0 = 0.00%

Party	Candidate	Absentee	Early	Election	Total
<b>Precinct C110 (Ballots Cast: 226)</b>					
<b>JAILER, Vote For 1</b>					
	Greg GARRISON	0 0.00%	0 0.00%	30 32.61%	30 32.61%
	Bobby DENNIS	0 0.00%	0 0.00%	9 9.78%	9 9.78%
	David KNIGHT	0 0.00%	0 0.00%	53 57.61%	53 57.61%
	<b>Cast Votes:</b>	0 0.00%	0 0.00%	92 94.85%	92 94.85%
	<b>Over Votes:</b>	0 0.00%	0 0.00%	0 0.00%	0 0.00%
	<b>Under Votes:</b>	0 0.00%	0 0.00%	5 5.15%	5 5.15%
<b>COUNTY COMMISSIONER 2nd District, Vote For 1</b>					
	Richard BOX	0 0.00%	0 0.00%	35 38.04%	35 38.04%
	Jeff G. PARKER	0 0.00%	0 0.00%	57 61.96%	57 61.96%
	<b>Cast Votes:</b>	0 0.00%	0 0.00%	92 94.85%	92 94.85%
	<b>Over Votes:</b>	0 0.00%	0 0.00%	0 0.00%	0 0.00%
	<b>Under Votes:</b>	0 0.00%	0 0.00%	5 5.15%	5 5.15%
<b>COUNTY COMMISSIONER 3rd District, Vote For 1</b>					
	Eddie JONES	0 0.00%	0 0.00%	43 46.24%	43 46.24%
	Scott WATHEN	0 0.00%	0 0.00%	50 53.76%	50 53.76%
	<b>Cast Votes:</b>	0 0.00%	0 0.00%	93 95.88%	93 95.88%
	<b>Over Votes:</b>	0 0.00%	0 0.00%	0 0.00%	0 0.00%
	<b>Under Votes:</b>	0 0.00%	0 0.00%	4 4.12%	4 4.12%
<b>CONSTABLE 3rd Magisterial District, Vote For 1</b>					
	Greg MARTIN	0 0.00%	0 0.00%	39 43.33%	39 43.33%
	Tony VELTRI	0 0.00%	0 0.00%	90 92.78%	90 92.78%
	<b>Cast Votes:</b>	0 0.00%	0 0.00%	90 92.78%	90 92.78%
	<b>Over Votes:</b>	0 0.00%	0 0.00%	0 0.00%	0 0.00%
	<b>Under Votes:</b>	0 0.00%	0 0.00%	7 7.22%	7 7.22%
<b>UNITED STATES REPRESENTATIVE in CONGRESS 1st Congressional District, Vote For 1</b>					
	Paul WALKER	0 0.00%	0 0.00%	91 81.25%	91 81.25%
	Alonzo PENNINGTON	0 0.00%	0 0.00%	21 18.75%	21 18.75%
	<b>Cast Votes:</b>	0 0.00%	0 0.00%	112 86.82%	112 86.82%
	<b>Over Votes:</b>	0 0.00%	0 0.00%	0 0.00%	0 0.00%
	<b>Under Votes:</b>	0 0.00%	0 0.00%	17 13.18%	17 13.18%
<b>PROPERTY VALUATION ADMINISTRATOR, Vote For 1</b>					
	Debbie HANNA	0 0.00%	0 0.00%	52 42.28%	52 42.28%
	Nancy D. BOCK	0 0.00%	0 0.00%	71 57.72%	71 57.72%
	<b>Cast Votes:</b>	0 0.00%	0 0.00%	123 95.35%	123 95.35%
	<b>Over Votes:</b>	0 0.00%	0 0.00%	0 0.00%	0 0.00%
	<b>Under Votes:</b>	0 0.00%	0 0.00%	6 4.65%	6 4.65%

**Precinct Report — Unofficial**

**PRIMARY ELECTION HELD ON — OFFICIAL BALLOT FOR McCRACKEN COUNTY — May 22, 2018**

Page 86 of 110

05/22/2018 07:57 PM

Precincts Reporting 55 of 55 = 100.00%

Total Number of Voters : 8,263 of 0 = 0.00%

Party	Candidate	Absentee	Early	Election	Total
<b>Precinct C110 (Ballots Cast: 226)</b>					
<b>JAILER, Vote For 1</b>					
	Dan L. SIMS	0 0.00%	0 0.00%	97 78.86%	97 78.86%
	Tonya D. RAY	0 0.00%	0 0.00%	6 4.88%	6 4.88%
	Paula RILEY	0 0.00%	0 0.00%	20 16.26%	20 16.26%
	<b>Cast Votes:</b>	0 0.00%	0 0.00%	123 95.35%	123 95.35%
	<b>Over Votes:</b>	0 0.00%	0 0.00%	0 0.00%	0 0.00%
	<b>Under Votes:</b>	0 0.00%	0 0.00%	6 4.65%	6 4.65%
<b>COUNTY COMMISSIONER 1st District, Vote For 1</b>					
	Charles OFFUTT	0 0.00%	0 0.00%	44 38.26%	44 38.26%
	Mark SCOTT	0 0.00%	0 0.00%	71 61.74%	71 61.74%
	<b>Cast Votes:</b>	0 0.00%	0 0.00%	115 89.15%	115 89.15%
	<b>Over Votes:</b>	0 0.00%	0 0.00%	0 0.00%	0 0.00%
	<b>Under Votes:</b>	0 0.00%	0 0.00%	14 10.85%	14 10.85%
<b>COUNTY COMMISSIONER 2nd District, Vote For 1</b>					
	Paul CARTER	0 0.00%	0 0.00%	48 38.71%	48 38.71%
	Jerry BEYER	0 0.00%	0 0.00%	76 61.29%	76 61.29%
	<b>Cast Votes:</b>	0 0.00%	0 0.00%	124 96.12%	124 96.12%
	<b>Over Votes:</b>	0 0.00%	0 0.00%	0 0.00%	0 0.00%
	<b>Under Votes:</b>	0 0.00%	0 0.00%	5 3.88%	5 3.88%

**Precinct Report — Unofficial**

**PRIMARY ELECTION HELD ON — OFFICIAL BALLOT FOR McCRACKEN COUNTY — May 22, 2018**

Page 87 of 110

05/22/2018 07:57 PM

Total Number of Voters : 8,263 of 0 = 0.00%

Precincts Reporting 55 of 55 = 100.00%

Party	Candidate	Absentee		Early		Election		Total	
<b>Precinct C112 (Ballots Cast: 221)</b>									
<b>JAILER, Vote For 1</b>									
	Greg GARRISON	0	0.00%	0	0.00%	25	36.76%	25	36.76%
	Bobby DENNIS	0	0.00%	0	0.00%	7	10.29%	7	10.29%
	David KNIGHT	0	0.00%	0	0.00%	36	52.94%	36	52.94%
	<b>Cast Votes:</b>	0	0.00%	0	0.00%	68	93.15%	68	93.15%
	<b>Over Votes:</b>	0	0.00%	0	0.00%	0	0.00%	0	0.00%
	<b>Under Votes:</b>	0	0.00%	0	0.00%	5	6.85%	5	6.85%
<b>COUNTY COMMISSIONER 2nd District, Vote For 1</b>									
	Richard BOX	0	0.00%	0	0.00%	29	42.65%	29	42.65%
	Jeff G. PARKER	0	0.00%	0	0.00%	39	57.35%	39	57.35%
	<b>Cast Votes:</b>	0	0.00%	0	0.00%	68	93.15%	68	93.15%
	<b>Over Votes:</b>	0	0.00%	0	0.00%	0	0.00%	0	0.00%
	<b>Under Votes:</b>	0	0.00%	0	0.00%	5	6.85%	5	6.85%
<b>COUNTY COMMISSIONER 3rd District, Vote For 1</b>									
	Eddie JONES	0	0.00%	0	0.00%	33	47.14%	33	47.14%
	Scott WATHEN	0	0.00%	0	0.00%	37	52.86%	37	52.86%
	<b>Cast Votes:</b>	0	0.00%	0	0.00%	70	95.89%	70	95.89%
	<b>Over Votes:</b>	0	0.00%	0	0.00%	0	0.00%	0	0.00%
	<b>Under Votes:</b>	0	0.00%	0	0.00%	3	4.11%	3	4.11%
<b>CONSTABLE 3rd Magisterial District, Vote For 1</b>									
	Greg MARTIN	0	0.00%	0	0.00%	24	36.36%	24	36.36%
	Tony VELTRI	0	0.00%	0	0.00%	0	0.00%	0	0.00%
	<b>Cast Votes:</b>	0	0.00%	0	0.00%	66	90.41%	66	90.41%
	<b>Over Votes:</b>	0	0.00%	0	0.00%	0	0.00%	0	0.00%
	<b>Under Votes:</b>	0	0.00%	0	0.00%	7	9.59%	7	9.59%
<b>UNITED STATES REPRESENTATIVE in CONGRESS 1st Congressional District, Vote For 1</b>									
	Paul WALKER	0	0.00%	0	0.00%	109	82.58%	109	82.58%
	Alonzo PENNINGTON	0	0.00%	0	0.00%	23	17.42%	23	17.42%
	<b>Cast Votes:</b>	0	0.00%	0	0.00%	132	89.19%	132	89.19%
	<b>Over Votes:</b>	0	0.00%	0	0.00%	1	0.68%	1	0.68%
	<b>Under Votes:</b>	0	0.00%	0	0.00%	15	10.14%	15	10.14%
<b>PROPERTY VALUATION ADMINISTRATOR, Vote For 1</b>									
	Debbie HANNA	0	0.00%	0	0.00%	50	35.21%	50	35.21%
	Nancy D. BOCK	0	0.00%	0	0.00%	92	64.79%	92	64.79%
	<b>Cast Votes:</b>	0	0.00%	0	0.00%	142	95.95%	142	95.95%
	<b>Over Votes:</b>	0	0.00%	0	0.00%	1	0.68%	1	0.68%
	<b>Under Votes:</b>	0	0.00%	0	0.00%	5	3.38%	5	3.38%

**Precinct Report — Unofficial**

**PRIMARY ELECTION HELD ON — OFFICIAL BALLOT FOR McCRACKEN COUNTY — May 22, 2018**

Page 88 of 110

05/22/2018 07:57 PM

Precincts Reporting 55 of 55 = 100.00%

Total Number of Voters : 8,263 of 0 = 0.00%

Party	Candidate	Absentee	Early	Election	Total
<b>Precinct C112 (Ballots Cast: 221)</b>					
<b>JAILER, Vote For 1</b>					
	Dan L. SIMS	0 0.00%	0 0.00%	115 80.99%	115 80.99%
	Tonya D. RAY	0 0.00%	0 0.00%	14 9.86%	14 9.86%
	Paula RILEY	0 0.00%	0 0.00%	13 9.15%	13 9.15%
	<b>Cast Votes:</b>	0 0.00%	0 0.00%	142 95.95%	142 95.95%
	<b>Over Votes:</b>	0 0.00%	0 0.00%	0 0.00%	0 0.00%
	<b>Under Votes:</b>	0 0.00%	0 0.00%	6 4.05%	6 4.05%
<b>COUNTY COMMISSIONER 1st District, Vote For 1</b>					
	Charles OFFUTT	0 0.00%	0 0.00%	38 28.79%	38 28.79%
	Mark SCOTT	0 0.00%	0 0.00%	94 71.21%	94 71.21%
	<b>Cast Votes:</b>	0 0.00%	0 0.00%	132 89.19%	132 89.19%
	<b>Over Votes:</b>	0 0.00%	0 0.00%	0 0.00%	0 0.00%
	<b>Under Votes:</b>	0 0.00%	0 0.00%	16 10.81%	16 10.81%
<b>COUNTY COMMISSIONER 2nd District, Vote For 1</b>					
	Paul CARTER	0 0.00%	0 0.00%	38 26.57%	38 26.57%
	Jerry BEYER	0 0.00%	0 0.00%	105 73.43%	105 73.43%
	<b>Cast Votes:</b>	0 0.00%	0 0.00%	143 96.62%	143 96.62%
	<b>Over Votes:</b>	0 0.00%	0 0.00%	0 0.00%	0 0.00%
	<b>Under Votes:</b>	0 0.00%	0 0.00%	5 3.38%	5 3.38%

# Precinct Report — Unofficial

**PRIMARY ELECTION HELD ON — OFFICIAL BALLOT FOR McCRACKEN COUNTY — May 22, 2018**

Page 89 of 110

05/22/2018 07:57 PM

Total Number of Voters : 8,263 of 0 = 0.00%

Precincts Reporting 55 of 55 = 100.00%

Party	Candidate	Absentee		Early		Election		Total	
<b>Precinct C113 (Ballots Cast: 214)</b>									
<b>STATE REPRESENTATIVE 3rd Representative District, Vote For 1</b>									
	Randy BRIDGES	0	0.00%	0	0.00%	39	60.94%	39	60.94%
	Joni S. HOGANCAMP	0	0.00%	0	0.00%	25	39.06%	25	39.06%
	<b>Cast Votes:</b>	0	0.00%	0	0.00%	64	100.00%	64	100.00%
	<b>Over Votes:</b>	0	0.00%	0	0.00%	0	0.00%	0	0.00%
	<b>Under Votes:</b>	0	0.00%	0	0.00%	0	0.00%	0	0.00%
<b>JAILER, Vote For 1</b>									
	Greg GARRISON	0	0.00%	0	0.00%	14	21.88%	14	21.88%
	Bobby DENNIS	0	0.00%	0	0.00%	13	20.31%	13	20.31%
	David KNIGHT	0	0.00%	0	0.00%	37	57.81%	37	57.81%
	<b>Cast Votes:</b>	0	0.00%	0	0.00%	64	100.00%	64	100.00%
	<b>Over Votes:</b>	0	0.00%	0	0.00%	0	0.00%	0	0.00%
	<b>Under Votes:</b>	0	0.00%	0	0.00%	0	0.00%	0	0.00%
<b>COUNTY COMMISSIONER 2nd District, Vote For 1</b>									
	Richard BOX	0	0.00%	0	0.00%	25	40.32%	25	40.32%
	Jeff G. PARKER	0	0.00%	0	0.00%	37	59.68%	37	59.68%
	<b>Cast Votes:</b>	0	0.00%	0	0.00%	62	96.88%	62	96.88%
	<b>Over Votes:</b>	0	0.00%	0	0.00%	0	0.00%	0	0.00%
	<b>Under Votes:</b>	0	0.00%	0	0.00%	2	3.13%	2	3.13%
<b>COUNTY COMMISSIONER 3rd District, Vote For 1</b>									
	Eddie JONES	0	0.00%	0	0.00%	26	41.94%	26	41.94%
	Scott WATHEN	0	0.00%	0	0.00%	36	58.06%	36	58.06%
	<b>Cast Votes:</b>	0	0.00%	0	0.00%	62	96.88%	62	96.88%
	<b>Over Votes:</b>	0	0.00%	0	0.00%	0	0.00%	0	0.00%
	<b>Under Votes:</b>	0	0.00%	0	0.00%	2	3.13%	2	3.13%
<b>CONSTABLE 3rd Magisterial District, Vote For 1</b>									
	Greg MARTIN	0	0.00%	0	0.00%	22	37.93%	22	37.93%
	Tony VELTRI	0	0.00%	0	0.00%	36	62.07%	36	62.07%
	<b>Cast Votes:</b>	0	0.00%	0	0.00%	58	90.63%	58	90.63%
	<b>Over Votes:</b>	0	0.00%	0	0.00%	0	0.00%	0	0.00%
	<b>Under Votes:</b>	0	0.00%	0	0.00%	6	9.38%	6	9.38%
<b>UNITED STATES REPRESENTATIVE in CONGRESS 1st Congressional District, Vote For 1</b>									
	Paul WALKER	0	0.00%	0	0.00%	107	79.26%	107	79.26%
	Alonzo PENNINGTON	0	0.00%	0	0.00%	28	20.74%	28	20.74%
	<b>Cast Votes:</b>	0	0.00%	0	0.00%	135	90.00%	135	90.00%
	<b>Over Votes:</b>	0	0.00%	0	0.00%	0	0.00%	0	0.00%
	<b>Under Votes:</b>	0	0.00%	0	0.00%	15	10.00%	15	10.00%



Precinct Report — Unofficial

PRIMARY ELECTION HELD ON — OFFICIAL BALLOT FOR McCRACKEN COUNTY — May 22, 2018

Total Number of Voters : 8,263 of 0 = 0.00%

Precincts Reporting 55 of 55 = 100.00%

Party	Candidate	Absentee	Early	Election	Total
<b>Precinct C113 (Ballots Cast: 214)</b>					
<b>PROPERTY VALUATION ADMINISTRATOR, Vote For 1</b>					
	Debbie HANNA	0 0.00%	0 0.00%	51 34.93%	51 34.93%
	Nancy D. BOCK	0 0.00%	0 0.00%	95 65.07%	95 65.07%
	<b>Cast Votes:</b>	0 0.00%	0 0.00%	146 97.33%	146 97.33%
	<b>Over Votes:</b>	0 0.00%	0 0.00%	0 0.00%	0 0.00%
	<b>Under Votes:</b>	0 0.00%	0 0.00%	4 2.67%	4 2.67%
<b>JAILER, Vote For 1</b>					
	Dan L. SIMS	0 0.00%	0 0.00%	96 66.21%	96 66.21%
	Tonya D. RAY	0 0.00%	0 0.00%	8 5.52%	8 5.52%
	Paula RILEY	0 0.00%	0 0.00%	41 28.28%	41 28.28%
	<b>Cast Votes:</b>	0 0.00%	0 0.00%	145 96.67%	145 96.67%
	<b>Over Votes:</b>	0 0.00%	0 0.00%	0 0.00%	0 0.00%
	<b>Under Votes:</b>	0 0.00%	0 0.00%	5 3.33%	5 3.33%
<b>COUNTY COMMISSIONER 1st District, Vote For 1</b>					
	Charles OFFUTT	0 0.00%	0 0.00%	34 24.64%	34 24.64%
	Mark SCOTT	0 0.00%	0 0.00%	104 75.36%	104 75.36%
	<b>Cast Votes:</b>	0 0.00%	0 0.00%	138 92.00%	138 92.00%
	<b>Over Votes:</b>	0 0.00%	0 0.00%	0 0.00%	0 0.00%
	<b>Under Votes:</b>	0 0.00%	0 0.00%	12 8.00%	12 8.00%
<b>COUNTY COMMISSIONER 2nd District, Vote For 1</b>					
	Paul CARTER	0 0.00%	0 0.00%	42 28.97%	42 28.97%
	Jerry BEYER	0 0.00%	0 0.00%	103 71.03%	103 71.03%
	<b>Cast Votes:</b>	0 0.00%	0 0.00%	145 96.67%	145 96.67%
	<b>Over Votes:</b>	0 0.00%	0 0.00%	0 0.00%	0 0.00%
	<b>Under Votes:</b>	0 0.00%	0 0.00%	5 3.33%	5 3.33%

**Precinct Report — Unofficial**  
**PRIMARY ELECTION HELD ON — OFFICIAL BALLOT FOR McCRACKEN COUNTY — May 22, 2018**

Total Number of Voters : 8,263 of 0 = 0.00%

Precincts Reporting 55 of 55 = 100.00%

Party	Candidate	Absentee	Early	Election	Total
<b>Precinct C114 (Ballots Cast: 139)</b>					
<b>STATE REPRESENTATIVE 3rd Representative District, Vote For 1</b>					
	Randy BRIDGES	0 0.00%	0 0.00%	33 56.90%	33 56.90%
	Joni S. HOGANCAMP	0 0.00%	0 0.00%	25 43.10%	25 43.10%
	<b>Cast Votes:</b>	0 0.00%	0 0.00%	58 96.67%	58 96.67%
	<b>Over Votes:</b>	0 0.00%	0 0.00%	0 0.00%	0 0.00%
	<b>Under Votes:</b>	0 0.00%	0 0.00%	2 3.33%	2 3.33%
<b>JAILER, Vote For 1</b>					
	Greg GARRISON	0 0.00%	0 0.00%	19 31.67%	19 31.67%
	Bobby DENNIS	0 0.00%	0 0.00%	11 18.33%	11 18.33%
	David KNIGHT	0 0.00%	0 0.00%	30 50.00%	30 50.00%
	<b>Cast Votes:</b>	0 0.00%	0 0.00%	60 100.00%	60 100.00%
	<b>Over Votes:</b>	0 0.00%	0 0.00%	0 0.00%	0 0.00%
	<b>Under Votes:</b>	0 0.00%	0 0.00%	0 0.00%	0 0.00%
<b>COUNTY COMMISSIONER 2nd District, Vote For 1</b>					
	Richard BOX	0 0.00%	0 0.00%	38 65.52%	38 65.52%
	Jeff G. PARKER	0 0.00%	0 0.00%	20 34.48%	20 34.48%
	<b>Cast Votes:</b>	0 0.00%	0 0.00%	58 96.67%	58 96.67%
	<b>Over Votes:</b>	0 0.00%	0 0.00%	0 0.00%	0 0.00%
	<b>Under Votes:</b>	0 0.00%	0 0.00%	2 3.33%	2 3.33%
<b>COUNTY COMMISSIONER 3rd District, Vote For 1</b>					
	Eddie JONES	0 0.00%	0 0.00%	24 41.38%	24 41.38%
	Scott WATHEN	0 0.00%	0 0.00%	34 58.62%	34 58.62%
	<b>Cast Votes:</b>	0 0.00%	0 0.00%	58 96.67%	58 96.67%
	<b>Over Votes:</b>	0 0.00%	0 0.00%	0 0.00%	0 0.00%
	<b>Under Votes:</b>	0 0.00%	0 0.00%	2 3.33%	2 3.33%
<b>CONSTABLE 3rd Magisterial District, Vote For 1</b>					
	Greg MARTIN	0 0.00%	0 0.00%	46 97.87%	46 97.87%
	Tony VELTRI	0 0.00%	0 0.00%	0 0.00%	0 0.00%
	<b>Cast Votes:</b>	0 0.00%	0 0.00%	47 78.33%	47 78.33%
	<b>Over Votes:</b>	0 0.00%	0 0.00%	0 0.00%	0 0.00%
	<b>Under Votes:</b>	0 0.00%	0 0.00%	13 21.67%	13 21.67%
<b>UNITED STATES REPRESENTATIVE in CONGRESS 1st Congressional District, Vote For 1</b>					
	Paul WALKER	0 0.00%	0 0.00%	63 84.00%	63 84.00%
	Alonzo PENNINGTON	0 0.00%	0 0.00%	12 16.00%	12 16.00%
	<b>Cast Votes:</b>	0 0.00%	0 0.00%	75 94.94%	75 94.94%
	<b>Over Votes:</b>	0 0.00%	0 0.00%	0 0.00%	0 0.00%
	<b>Under Votes:</b>	0 0.00%	0 0.00%	4 5.06%	4 5.06%

**Precinct Report — Unofficial**

**PRIMARY ELECTION HELD ON — OFFICIAL BALLOT FOR McCRACKEN COUNTY — May 22, 2018**

Precincts Reporting 55 of 55 = 100.00%

Total Number of Voters : 8,263 of 0 = 0.00%

Party	Candidate	Absentee	Early	Election	Total
<b>Precinct C114 (Ballots Cast: 139)</b>					
<b>PROPERTY VALUATION ADMINISTRATOR, Vote For 1</b>					
	Debbie HANNA	0 0.00%	0 0.00%	34 44.16%	34 44.16%
	Nancy D. BOCK	0 0.00%	0 0.00%	43 55.84%	43 55.84%
	<b>Cast Votes:</b>	0 0.00%	0 0.00%	77 97.47%	77 97.47%
	<b>Over Votes:</b>	0 0.00%	0 0.00%	0 0.00%	0 0.00%
	<b>Under Votes:</b>	0 0.00%	0 0.00%	2 2.53%	2 2.53%
<b>JAILER, Vote For 1</b>					
	Dan L. SIMS	0 0.00%	0 0.00%	55 71.43%	55 71.43%
	Tonya D. RAY	0 0.00%	0 0.00%	6 7.79%	6 7.79%
	Paula RILEY	0 0.00%	0 0.00%	16 20.78%	16 20.78%
	<b>Cast Votes:</b>	0 0.00%	0 0.00%	77 97.47%	77 97.47%
	<b>Over Votes:</b>	0 0.00%	0 0.00%	0 0.00%	0 0.00%
	<b>Under Votes:</b>	0 0.00%	0 0.00%	2 2.53%	2 2.53%
<b>COUNTY COMMISSIONER 1st District, Vote For 1</b>					
	Charles OFFUTT	0 0.00%	0 0.00%	21 28.38%	21 28.38%
	Mark SCOTT	0 0.00%	0 0.00%	53 71.62%	53 71.62%
	<b>Cast Votes:</b>	0 0.00%	0 0.00%	74 93.67%	74 93.67%
	<b>Over Votes:</b>	0 0.00%	0 0.00%	0 0.00%	0 0.00%
	<b>Under Votes:</b>	0 0.00%	0 0.00%	5 6.33%	5 6.33%
<b>COUNTY COMMISSIONER 2nd District, Vote For 1</b>					
	Paul CARTER	0 0.00%	0 0.00%	23 29.11%	23 29.11%
	Jerry BEYER	0 0.00%	0 0.00%	56 70.89%	56 70.89%
	<b>Cast Votes:</b>	0 0.00%	0 0.00%	79 100.00%	79 100.00%
	<b>Over Votes:</b>	0 0.00%	0 0.00%	0 0.00%	0 0.00%
	<b>Under Votes:</b>	0 0.00%	0 0.00%	0 0.00%	0 0.00%

Precinct Report — Unofficial

PRIMARY ELECTION HELD ON — OFFICIAL BALLOT FOR McCRACKEN COUNTY — May 22, 2018

Page 93 of 110

05/22/2018 07:57 PM

Total Number of Voters : 8,263 of 0 = 0.00%

Precincts Reporting 55 of 55 = 100.00%

Party	Candidate	Absentee	Early	Election	Total
<b>Precinct C115 (Ballots Cast: 76)</b>					
<b>STATE REPRESENTATIVE 3rd Representative District, Vote For 1</b>					
	Randy BRIDGES	0 0.00%	0 0.00%	16 69.57%	16 69.57%
	Joni S. HOGANCAMP	0 0.00%	0 0.00%	7 30.43%	7 30.43%
	<b>Cast Votes:</b>	0 0.00%	0 0.00%	23 100.00%	23 100.00%
	<b>Over Votes:</b>	0 0.00%	0 0.00%	0 0.00%	0 0.00%
	<b>Under Votes:</b>	0 0.00%	0 0.00%	0 0.00%	0 0.00%
<b>JAILER, Vote For 1</b>					
	Greg GARRISON	0 0.00%	0 0.00%	8 34.78%	8 34.78%
	Bobby DENNIS	0 0.00%	0 0.00%	7 30.43%	7 30.43%
	David KNIGHT	0 0.00%	0 0.00%	8 34.78%	8 34.78%
	<b>Cast Votes:</b>	0 0.00%	0 0.00%	23 100.00%	23 100.00%
	<b>Over Votes:</b>	0 0.00%	0 0.00%	0 0.00%	0 0.00%
	<b>Under Votes:</b>	0 0.00%	0 0.00%	0 0.00%	0 0.00%
<b>COUNTY COMMISSIONER 2nd District, Vote For 1</b>					
	Richard BOX	0 0.00%	0 0.00%	8 36.36%	8 36.36%
	Jeff G. PARKER	0 0.00%	0 0.00%	14 63.64%	14 63.64%
	<b>Cast Votes:</b>	0 0.00%	0 0.00%	22 95.65%	22 95.65%
	<b>Over Votes:</b>	0 0.00%	0 0.00%	0 0.00%	0 0.00%
	<b>Under Votes:</b>	0 0.00%	0 0.00%	1 4.35%	1 4.35%
<b>COUNTY COMMISSIONER 3rd District, Vote For 1</b>					
	Eddie JONES	0 0.00%	0 0.00%	10 45.45%	10 45.45%
	Scott WATHEN	0 0.00%	0 0.00%	12 54.55%	12 54.55%
	<b>Cast Votes:</b>	0 0.00%	0 0.00%	22 95.65%	22 95.65%
	<b>Over Votes:</b>	0 0.00%	0 0.00%	0 0.00%	0 0.00%
	<b>Under Votes:</b>	0 0.00%	0 0.00%	1 4.35%	1 4.35%
<b>CONSTABLE 3rd Magisterial District, Vote For 1</b>					
	Greg MARTIN	0 0.00%	0 0.00%	7 30.43%	7 30.43%
	Tony VELTRI	0 0.00%	0 0.00%	7 30.43%	7 30.43%
	<b>Cast Votes:</b>	0 0.00%	0 0.00%	23 100.00%	23 100.00%
	<b>Over Votes:</b>	0 0.00%	0 0.00%	0 0.00%	0 0.00%
	<b>Under Votes:</b>	0 0.00%	0 0.00%	0 0.00%	0 0.00%
<b>UNITED STATES REPRESENTATIVE in CONGRESS 1st Congressional District, Vote For 1</b>					
	Paul WALKER	0 0.00%	0 0.00%	39 82.98%	39 82.98%
	Alonzo PENNINGTON	0 0.00%	0 0.00%	8 17.02%	8 17.02%
	<b>Cast Votes:</b>	0 0.00%	0 0.00%	47 88.68%	47 88.68%
	<b>Over Votes:</b>	0 0.00%	0 0.00%	0 0.00%	0 0.00%
	<b>Under Votes:</b>	0 0.00%	0 0.00%	6 11.32%	6 11.32%

**Precinct Report — Unofficial**

**PRIMARY ELECTION HELD ON — OFFICIAL BALLOT FOR McCRACKEN COUNTY — May 22, 2018**

Total Number of Voters : 8,263 of 0 = 0.00%

Party	Candidate	Absentee	Early	Election	Total
<b>Precinct C115 (Ballots Cast: 76)</b>					
<b>PROPERTY VALUATION ADMINISTRATOR, Vote For 1</b>					
	Debbie HANNA	0 0.00%	0 0.00%	22 44.00%	22 44.00%
	Nancy D. BOCK	0 0.00%	0 0.00%	28 56.00%	28 56.00%
	<b>Cast Votes:</b>	0 0.00%	0 0.00%	50 94.34%	50 94.34%
	<b>Over Votes:</b>	0 0.00%	0 0.00%	0 0.00%	0 0.00%
	<b>Under Votes:</b>	0 0.00%	0 0.00%	3 5.66%	3 5.66%
<b>JAILER, Vote For 1</b>					
	Dan L. SIMS	0 0.00%	0 0.00%	35 68.63%	35 68.63%
	Tonya D. RAY	0 0.00%	0 0.00%	5 9.80%	5 9.80%
	Paula RILEY	0 0.00%	0 0.00%	11 21.57%	11 21.57%
	<b>Cast Votes:</b>	0 0.00%	0 0.00%	51 96.23%	51 96.23%
	<b>Over Votes:</b>	0 0.00%	0 0.00%	0 0.00%	0 0.00%
	<b>Under Votes:</b>	0 0.00%	0 0.00%	2 3.77%	2 3.77%
<b>COUNTY COMMISSIONER 1st District, Vote For 1</b>					
	Charles OFFUTT	0 0.00%	0 0.00%	13 26.53%	13 26.53%
	Mark SCOTT	0 0.00%	0 0.00%	36 73.47%	36 73.47%
	<b>Cast Votes:</b>	0 0.00%	0 0.00%	49 92.45%	49 92.45%
	<b>Over Votes:</b>	0 0.00%	0 0.00%	0 0.00%	0 0.00%
	<b>Under Votes:</b>	0 0.00%	0 0.00%	4 7.55%	4 7.55%
<b>COUNTY COMMISSIONER 2nd District, Vote For 1</b>					
	Paul CARTER	0 0.00%	0 0.00%	20 40.00%	20 40.00%
	Jerry BEYER	0 0.00%	0 0.00%	30 60.00%	30 60.00%
	<b>Cast Votes:</b>	0 0.00%	0 0.00%	50 94.34%	50 94.34%
	<b>Over Votes:</b>	0 0.00%	0 0.00%	0 0.00%	0 0.00%
	<b>Under Votes:</b>	0 0.00%	0 0.00%	3 5.66%	3 5.66%

**Precinct Report — Unofficial**

**PRIMARY ELECTION HELD ON — OFFICIAL BALLOT FOR McCRACKEN COUNTY — May 22, 2018**

Precincts Reporting 55 of 55 = 100.00%

Total Number of Voters : 8,263 of 0 = 0.00%

Party	Candidate	Absentee	Early	Election	Total
<b>Precinct C119A (Ballots Cast: 90)</b>					
<b>STATE REPRESENTATIVE 3rd Representative District, Vote For 1</b>					
	Randy BRIDGES	0 0.00%	0 0.00%	20 68.97%	20 68.97%
	Joni S. HOGANCAMP	0 0.00%	0 0.00%	9 31.03%	9 31.03%
	<b>Cast Votes:</b>	0 0.00%	0 0.00%	29 100.00%	29 100.00%
	<b>Over Votes:</b>	0 0.00%	0 0.00%	0 0.00%	0 0.00%
	<b>Under Votes:</b>	0 0.00%	0 0.00%	0 0.00%	0 0.00%
<b>JAILER, Vote For 1</b>					
	Greg GARRISON	0 0.00%	0 0.00%	7 24.14%	7 24.14%
	Bobby DENNIS	0 0.00%	0 0.00%	2 6.90%	2 6.90%
	David KNIGHT	0 0.00%	0 0.00%	20 68.97%	20 68.97%
	<b>Cast Votes:</b>	0 0.00%	0 0.00%	29 100.00%	29 100.00%
	<b>Over Votes:</b>	0 0.00%	0 0.00%	0 0.00%	0 0.00%
	<b>Under Votes:</b>	0 0.00%	0 0.00%	0 0.00%	0 0.00%
<b>COUNTY COMMISSIONER 2nd District, Vote For 1</b>					
	Richard BOX	0 0.00%	0 0.00%	12 46.15%	12 46.15%
	Jeff G. PARKER	0 0.00%	0 0.00%	14 53.85%	14 53.85%
	<b>Cast Votes:</b>	0 0.00%	0 0.00%	26 89.66%	26 89.66%
	<b>Over Votes:</b>	0 0.00%	0 0.00%	0 0.00%	0 0.00%
	<b>Under Votes:</b>	0 0.00%	0 0.00%	3 10.34%	3 10.34%
<b>COUNTY COMMISSIONER 3rd District, Vote For 1</b>					
	Eddie JONES	0 0.00%	0 0.00%	21 75.00%	21 75.00%
	Scott WATHEN	0 0.00%	0 0.00%	7 25.00%	7 25.00%
	<b>Cast Votes:</b>	0 0.00%	0 0.00%	28 96.55%	28 96.55%
	<b>Over Votes:</b>	0 0.00%	0 0.00%	0 0.00%	0 0.00%
	<b>Under Votes:</b>	0 0.00%	0 0.00%	1 3.45%	1 3.45%
<b>CONSTABLE 3rd Magisterial District, Vote For 1</b>					
	Greg MARTIN	0 0.00%	0 0.00%	14 48.28%	14 48.28%
	Tony VELTRI	0 0.00%	0 0.00%	15 51.72%	15 51.72%
	<b>Cast Votes:</b>	0 0.00%	0 0.00%	29 100.00%	29 100.00%
	<b>Over Votes:</b>	0 0.00%	0 0.00%	0 0.00%	0 0.00%
	<b>Under Votes:</b>	0 0.00%	0 0.00%	0 0.00%	0 0.00%
<b>UNITED STATES REPRESENTATIVE in CONGRESS 1st Congressional District, Vote For 1</b>					
	Paul WALKER	0 0.00%	0 0.00%	41 75.93%	41 75.93%
	Alonzo PENNINGTON	0 0.00%	0 0.00%	13 24.07%	13 24.07%
	<b>Cast Votes:</b>	0 0.00%	0 0.00%	54 88.52%	54 88.52%
	<b>Over Votes:</b>	0 0.00%	0 0.00%	0 0.00%	0 0.00%
	<b>Under Votes:</b>	0 0.00%	0 0.00%	7 11.48%	7 11.48%

**Precinct Report — Unofficial**

**PRIMARY ELECTION HELD ON — OFFICIAL BALLOT FOR McCRACKEN COUNTY — May 22, 2018**

Page 96 of 110

05/22/2018 07:57 PM

Total Number of Voters : 8,263 of 0 = 0.00%

Precincts Reporting 55 of 55 = 100.00%

Party	Candidate	Absentee	Early	Election	Total
<b>Precinct C119A (Ballots Cast: 90)</b>					
<b>PROPERTY VALUATION ADMINISTRATOR, Vote For 1</b>					
	Debbie HANNA	0 0.00%	0 0.00%	21 35.00%	21 35.00%
	Nancy D. BOCK	0 0.00%	0 0.00%	39 65.00%	39 65.00%
	<b>Cast Votes:</b>	0 0.00%	0 0.00%	60 98.36%	60 98.36%
	<b>Over Votes:</b>	0 0.00%	0 0.00%	0 0.00%	0 0.00%
	<b>Under Votes:</b>	0 0.00%	0 0.00%	1 1.64%	1 1.64%
<b>JAILER, Vote For 1</b>					
	Dan L. SIMS	0 0.00%	0 0.00%	40 68.97%	40 68.97%
	Tonya D. RAY	0 0.00%	0 0.00%	4 6.90%	4 6.90%
	Paula RILEY	0 0.00%	0 0.00%	14 24.14%	14 24.14%
	<b>Cast Votes:</b>	0 0.00%	0 0.00%	58 95.08%	58 95.08%
	<b>Over Votes:</b>	0 0.00%	0 0.00%	0 0.00%	0 0.00%
	<b>Under Votes:</b>	0 0.00%	0 0.00%	3 4.92%	3 4.92%
<b>COUNTY COMMISSIONER 1st District, Vote For 1</b>					
	Charles OFFUTT	0 0.00%	0 0.00%	18 33.33%	18 33.33%
	Mark SCOTT	0 0.00%	0 0.00%	36 66.67%	36 66.67%
	<b>Cast Votes:</b>	0 0.00%	0 0.00%	54 88.52%	54 88.52%
	<b>Over Votes:</b>	0 0.00%	0 0.00%	0 0.00%	0 0.00%
	<b>Under Votes:</b>	0 0.00%	0 0.00%	7 11.48%	7 11.48%
<b>COUNTY COMMISSIONER 2nd District, Vote For 1</b>					
	Paul CARTER	0 0.00%	0 0.00%	22 38.60%	22 38.60%
	Jerry BEYER	0 0.00%	0 0.00%	35 61.40%	35 61.40%
	<b>Cast Votes:</b>	0 0.00%	0 0.00%	57 93.44%	57 93.44%
	<b>Over Votes:</b>	0 0.00%	0 0.00%	0 0.00%	0 0.00%
	<b>Under Votes:</b>	0 0.00%	0 0.00%	4 6.56%	4 6.56%

**Precinct Report — Unofficial**

**PRIMARY ELECTION HELD ON — OFFICIAL BALLOT FOR McCRACKEN COUNTY — May 22, 2018**

Total Number of Voters : 8,263 of 0 = 0.00%

Precincts Reporting 55 of 55 = 100.00%

Party	Candidate	Absentee	Early	Election	Total
<b>Precinct C120A (Ballots Cast: 105)</b>					
<b>STATE REPRESENTATIVE 3rd Representative District, Vote For 1</b>					
	Randy BRIDGES	0 0.00%	0 0.00%	10 50.00%	10 50.00%
	Joni S. HOGANCAMP	0 0.00%	0 0.00%	10 50.00%	10 50.00%
	<b>Cast Votes:</b>	0 0.00%	0 0.00%	20 100.00%	20 100.00%
	<b>Over Votes:</b>	0 0.00%	0 0.00%	0 0.00%	0 0.00%
	<b>Under Votes:</b>	0 0.00%	0 0.00%	0 0.00%	0 0.00%
<b>JAILER, Vote For 1</b>					
	Greg GARRISON	0 0.00%	0 0.00%	7 35.00%	7 35.00%
	Bobby DENNIS	0 0.00%	0 0.00%	4 20.00%	4 20.00%
	David KNIGHT	0 0.00%	0 0.00%	9 45.00%	9 45.00%
	<b>Cast Votes:</b>	0 0.00%	0 0.00%	20 100.00%	20 100.00%
	<b>Over Votes:</b>	0 0.00%	0 0.00%	0 0.00%	0 0.00%
	<b>Under Votes:</b>	0 0.00%	0 0.00%	0 0.00%	0 0.00%
<b>COUNTY COMMISSIONER 2nd District, Vote For 1</b>					
	Richard BOX	0 0.00%	0 0.00%	7 36.84%	7 36.84%
	Jeff G. PARKER	0 0.00%	0 0.00%	12 63.16%	12 63.16%
	<b>Cast Votes:</b>	0 0.00%	0 0.00%	19 95.00%	19 95.00%
	<b>Over Votes:</b>	0 0.00%	0 0.00%	0 0.00%	0 0.00%
	<b>Under Votes:</b>	0 0.00%	0 0.00%	1 5.00%	1 5.00%
<b>COUNTY COMMISSIONER 3rd District, Vote For 1</b>					
	Eddie JONES	0 0.00%	0 0.00%	12 66.67%	12 66.67%
	Scott WATHEN	0 0.00%	0 0.00%	6 33.33%	6 33.33%
	<b>Cast Votes:</b>	0 0.00%	0 0.00%	18 90.00%	18 90.00%
	<b>Over Votes:</b>	0 0.00%	0 0.00%	0 0.00%	0 0.00%
	<b>Under Votes:</b>	0 0.00%	0 0.00%	2 10.00%	2 10.00%
<b>CONSTABLE 3rd Magisterial District, Vote For 1</b>					
	Greg MARTIN	0 0.00%	0 0.00%	9 56.25%	9 56.25%
	Tony VELTRI	0 0.00%	0 0.00%	7 43.75%	7 43.75%
	<b>Cast Votes:</b>	0 0.00%	0 0.00%	16 80.00%	16 80.00%
	<b>Over Votes:</b>	0 0.00%	0 0.00%	0 0.00%	0 0.00%
	<b>Under Votes:</b>	0 0.00%	0 0.00%	4 20.00%	4 20.00%
<b>UNITED STATES REPRESENTATIVE in CONGRESS 1st Congressional District, Vote For 1</b>					
	Paul WALKER	0 0.00%	0 0.00%	61 78.21%	61 78.21%
	Alonzo PENNINGTON	0 0.00%	0 0.00%	17 21.79%	17 21.79%
	<b>Cast Votes:</b>	0 0.00%	0 0.00%	78 91.76%	78 91.76%
	<b>Over Votes:</b>	0 0.00%	0 0.00%	0 0.00%	0 0.00%
	<b>Under Votes:</b>	0 0.00%	0 0.00%	7 8.24%	7 8.24%



**Precinct Report — Unofficial**

**PRIMARY ELECTION HELD ON — OFFICIAL BALLOT FOR McCRACKEN COUNTY — May 22, 2018**

Page 98 of 110

05/22/2018 07:57 PM

Precincts Reporting 55 of 55 = 100.00%

Total Number of Voters : 8,263 of 0 = 0.00%

Party	Candidate	Absentee	Early	Election	Total
<b>Precinct C120A (Ballots Cast: 105)</b>					
<b>PROPERTY VALUATION ADMINISTRATOR, Vote For 1</b>					
	Debbie HANNA	0 0.00%	0 0.00%	38 46.91%	38 46.91%
	Nancy D. BOCK	0 0.00%	0 0.00%	43 53.09%	43 53.09%
	<b>Cast Votes:</b>	0 0.00%	0 0.00%	81 95.29%	81 95.29%
	<b>Over Votes:</b>	0 0.00%	0 0.00%	0 0.00%	0 0.00%
	<b>Under Votes:</b>	0 0.00%	0 0.00%	4 4.71%	4 4.71%
<b>JAILER, Vote For 1</b>					
	Dan L. SIMS	0 0.00%	0 0.00%	52 65.82%	52 65.82%
	Tonya D. RAY	0 0.00%	0 0.00%	13 16.46%	13 16.46%
	Paula RILEY	0 0.00%	0 0.00%	14 17.72%	14 17.72%
	<b>Cast Votes:</b>	0 0.00%	0 0.00%	79 92.94%	79 92.94%
	<b>Over Votes:</b>	0 0.00%	0 0.00%	0 0.00%	0 0.00%
	<b>Under Votes:</b>	0 0.00%	0 0.00%	6 7.06%	6 7.06%
<b>COUNTY COMMISSIONER 1st District, Vote For 1</b>					
	Charles OFFUTT	0 0.00%	0 0.00%	24 31.17%	24 31.17%
	Mark SCOTT	0 0.00%	0 0.00%	53 68.83%	53 68.83%
	<b>Cast Votes:</b>	0 0.00%	0 0.00%	77 90.59%	77 90.59%
	<b>Over Votes:</b>	0 0.00%	0 0.00%	0 0.00%	0 0.00%
	<b>Under Votes:</b>	0 0.00%	0 0.00%	8 9.41%	8 9.41%
<b>COUNTY COMMISSIONER 2nd District, Vote For 1</b>					
	Paul CARTER	0 0.00%	0 0.00%	39 48.75%	39 48.75%
	Jerry BEYER	0 0.00%	0 0.00%	41 51.25%	41 51.25%
	<b>Cast Votes:</b>	0 0.00%	0 0.00%	80 94.12%	80 94.12%
	<b>Over Votes:</b>	0 0.00%	0 0.00%	0 0.00%	0 0.00%
	<b>Under Votes:</b>	0 0.00%	0 0.00%	5 5.88%	5 5.88%

**Precinct Report — Unofficial**

**PRIMARY ELECTION HELD ON — OFFICIAL BALLOT FOR McCRACKEN COUNTY — May 22, 2018**

Page 99 of 110

05/22/2018 07:57 PM

Total Number of Voters : 8,263 of 0 = 0.00%

Precincts Reporting 55 of 55 = 100.00%

Party	Candidate	Absentee	Early	Election	Total
<b>Precinct C121A (Ballots Cast: 119)</b>					
<b>STATE REPRESENTATIVE 3rd Representative District, Vote For 1</b>					
	Randy BRIDGES	0 0.00%	0 0.00%	21 53.85%	21 53.85%
	Joni S. HOGANCAMP	0 0.00%	0 0.00%	18 46.15%	18 46.15%
	<b>Cast Votes:</b>	0 0.00%	0 0.00%	39 97.50%	39 97.50%
	<b>Over Votes:</b>	0 0.00%	0 0.00%	0 0.00%	0 0.00%
	<b>Under Votes:</b>	0 0.00%	0 0.00%	1 2.50%	1 2.50%
<b>JAILER, Vote For 1</b>					
	Greg GARRISON	0 0.00%	0 0.00%	3 9.09%	3 9.09%
	Bobby DENNIS	0 0.00%	0 0.00%	2 6.06%	2 6.06%
	David KNIGHT	0 0.00%	0 0.00%	28 84.85%	28 84.85%
	<b>Cast Votes:</b>	0 0.00%	0 0.00%	33 82.50%	33 82.50%
	<b>Over Votes:</b>	0 0.00%	0 0.00%	0 0.00%	0 0.00%
	<b>Under Votes:</b>	0 0.00%	0 0.00%	7 17.50%	7 17.50%
<b>COUNTY COMMISSIONER 2nd District, Vote For 1</b>					
	Richard BOX	0 0.00%	0 0.00%	10 27.78%	10 27.78%
	Jeff G. PARKER	0 0.00%	0 0.00%	26 72.22%	26 72.22%
	<b>Cast Votes:</b>	0 0.00%	0 0.00%	36 90.00%	36 90.00%
	<b>Over Votes:</b>	0 0.00%	0 0.00%	0 0.00%	0 0.00%
	<b>Under Votes:</b>	0 0.00%	0 0.00%	4 10.00%	4 10.00%
<b>COUNTY COMMISSIONER 3rd District, Vote For 1</b>					
	Eddie JONES	0 0.00%	0 0.00%	27 77.14%	27 77.14%
	Scott WATHEN	0 0.00%	0 0.00%	8 22.86%	8 22.86%
	<b>Cast Votes:</b>	0 0.00%	0 0.00%	35 87.50%	35 87.50%
	<b>Over Votes:</b>	0 0.00%	0 0.00%	0 0.00%	0 0.00%
	<b>Under Votes:</b>	0 0.00%	0 0.00%	5 12.50%	5 12.50%
<b>CONSTABLE 3rd Magisterial District, Vote For 1</b>					
	Greg MARTIN	0 0.00%	0 0.00%	17 47.22%	17 47.22%
	Tony VELTRI	0 0.00%	0 0.00%	19 52.78%	19 52.78%
	<b>Cast Votes:</b>	0 0.00%	0 0.00%	36 90.00%	36 90.00%
	<b>Over Votes:</b>	0 0.00%	0 0.00%	0 0.00%	0 0.00%
	<b>Under Votes:</b>	0 0.00%	0 0.00%	4 10.00%	4 10.00%
<b>UNITED STATES REPRESENTATIVE in CONGRESS 1st Congressional District, Vote For 1</b>					
	Paul WALKER	0 0.00%	0 0.00%	53 76.81%	53 76.81%
	Alonzo PENNINGTON	0 0.00%	0 0.00%	16 23.19%	16 23.19%
	<b>Cast Votes:</b>	0 0.00%	0 0.00%	69 87.34%	69 87.34%
	<b>Over Votes:</b>	0 0.00%	0 0.00%	0 0.00%	0 0.00%
	<b>Under Votes:</b>	0 0.00%	0 0.00%	10 12.66%	10 12.66%

**Precinct Report — Unofficial**

**PRIMARY ELECTION HELD ON — OFFICIAL BALLOT FOR McCRACKEN COUNTY — May 22, 2018**

Page 100 of 110

05/22/2018 07:57 PM

Total Number of Voters : 8,263 of 0 = 0.00%

Precincts Reporting 55 of 55 = 100.00%

Party	Candidate	Absentee	Early	Election	Total
<b>Precinct C121A (Ballots Cast: 119)</b>					
<b>PROPERTY VALUATION ADMINISTRATOR, Vote For 1</b>					
	Debbie HANNA	0 0.00%	0 0.00%	35 47.95%	35 47.95%
	Nancy D. BOCK	0 0.00%	0 0.00%	38 52.05%	38 52.05%
	<b>Cast Votes:</b>	0 0.00%	0 0.00%	73 92.41%	73 92.41%
	<b>Over Votes:</b>	0 0.00%	0 0.00%	0 0.00%	0 0.00%
	<b>Under Votes:</b>	0 0.00%	0 0.00%	6 7.59%	6 7.59%
<b>JAILER, Vote For 1</b>					
	Dan L. SIMS	0 0.00%	0 0.00%	57 78.08%	57 78.08%
	Tonya D. RAY	0 0.00%	0 0.00%	7 9.59%	7 9.59%
	Paula RILEY	0 0.00%	0 0.00%	9 12.33%	9 12.33%
	<b>Cast Votes:</b>	0 0.00%	0 0.00%	73 92.41%	73 92.41%
	<b>Over Votes:</b>	0 0.00%	0 0.00%	0 0.00%	0 0.00%
	<b>Under Votes:</b>	0 0.00%	0 0.00%	6 7.59%	6 7.59%
<b>COUNTY COMMISSIONER 1st District, Vote For 1</b>					
	Charles OFFUTT	0 0.00%	0 0.00%	27 42.19%	27 42.19%
	Mark SCOTT	0 0.00%	0 0.00%	37 57.81%	37 57.81%
	<b>Cast Votes:</b>	0 0.00%	0 0.00%	64 81.01%	64 81.01%
	<b>Over Votes:</b>	0 0.00%	0 0.00%	0 0.00%	0 0.00%
	<b>Under Votes:</b>	0 0.00%	0 0.00%	15 18.99%	15 18.99%
<b>COUNTY COMMISSIONER 2nd District, Vote For 1</b>					
	Paul CARTER	0 0.00%	0 0.00%	26 35.14%	26 35.14%
	Jerry BEYER	0 0.00%	0 0.00%	48 64.86%	48 64.86%
	<b>Cast Votes:</b>	0 0.00%	0 0.00%	74 93.67%	74 93.67%
	<b>Over Votes:</b>	0 0.00%	0 0.00%	0 0.00%	0 0.00%
	<b>Under Votes:</b>	0 0.00%	0 0.00%	5 6.33%	5 6.33%

Precinct Report — Unofficial

PRIMARY ELECTION HELD ON — OFFICIAL BALLOT FOR McCRACKEN COUNTY — May 22, 2018

Total Number of Voters : 8,263 of 0 = 0.00%

Precincts Reporting 55 of 55 = 100.00%

Party	Candidate	Absentee	Early	Election	Total
<b>Precinct C122A (Ballots Cast: 174)</b>					
<b>STATE REPRESENTATIVE 3rd Representative District, Vote For 1</b>					
	Randy BRIDGES	0 0.00%	0 0.00%	63 64.29%	63 64.29%
	Joni S. HOGANCAMP	0 0.00%	0 0.00%	35 35.71%	35 35.71%
	<b>Cast Votes:</b>	0 0.00%	0 0.00%	98 98.99%	98 98.99%
	<b>Over Votes:</b>	0 0.00%	0 0.00%	0 0.00%	0 0.00%
	<b>Under Votes:</b>	0 0.00%	0 0.00%	1 1.01%	1 1.01%
<b>JAILER, Vote For 1</b>					
	Greg GARRISON	0 0.00%	0 0.00%	26 30.23%	26 30.23%
	Bobby DENNIS	0 0.00%	0 0.00%	9 10.47%	9 10.47%
	David KNIGHT	0 0.00%	0 0.00%	51 59.30%	51 59.30%
	<b>Cast Votes:</b>	0 0.00%	0 0.00%	86 86.87%	86 86.87%
	<b>Over Votes:</b>	0 0.00%	0 0.00%	0 0.00%	0 0.00%
	<b>Under Votes:</b>	0 0.00%	0 0.00%	13 13.13%	13 13.13%
<b>COUNTY COMMISSIONER 2nd District, Vote For 1</b>					
	Richard BOX	0 0.00%	0 0.00%	31 35.63%	31 35.63%
	Jeff G. PARKER	0 0.00%	0 0.00%	56 64.37%	56 64.37%
	<b>Cast Votes:</b>	0 0.00%	0 0.00%	87 87.88%	87 87.88%
	<b>Over Votes:</b>	0 0.00%	0 0.00%	0 0.00%	0 0.00%
	<b>Under Votes:</b>	0 0.00%	0 0.00%	12 12.12%	12 12.12%
<b>COUNTY COMMISSIONER 3rd District, Vote For 1</b>					
	Eddie JONES	0 0.00%	0 0.00%	64 67.37%	64 67.37%
	Scott WATHEN	0 0.00%	0 0.00%	31 32.63%	31 32.63%
	<b>Cast Votes:</b>	0 0.00%	0 0.00%	95 95.96%	95 95.96%
	<b>Over Votes:</b>	0 0.00%	0 0.00%	0 0.00%	0 0.00%
	<b>Under Votes:</b>	0 0.00%	0 0.00%	4 4.04%	4 4.04%
<b>CONSTABLE 3rd Magisterial District, Vote For 1</b>					
	Greg MARTIN	0 0.00%	0 0.00%	43 51.81%	43 51.81%
	Tony VELTRI	0 0.00%	0 0.00%	83 83.84%	83 83.84%
	<b>Cast Votes:</b>	0 0.00%	0 0.00%	83 83.84%	83 83.84%
	<b>Over Votes:</b>	0 0.00%	0 0.00%	0 0.00%	0 0.00%
	<b>Under Votes:</b>	0 0.00%	0 0.00%	16 16.16%	16 16.16%
<b>UNITED STATES REPRESENTATIVE in CONGRESS 1st Congressional District, Vote For 1</b>					
	Paul WALKER	0 0.00%	0 0.00%	46 75.41%	46 75.41%
	Alonzo PENNINGTON	0 0.00%	0 0.00%	15 24.59%	15 24.59%
	<b>Cast Votes:</b>	0 0.00%	0 0.00%	61 81.33%	61 81.33%
	<b>Over Votes:</b>	0 0.00%	0 0.00%	0 0.00%	0 0.00%
	<b>Under Votes:</b>	0 0.00%	0 0.00%	14 18.67%	14 18.67%

**Precinct Report — Unofficial**

**PRIMARY ELECTION HELD ON — OFFICIAL BALLOT FOR McCRACKEN COUNTY — May 22, 2018**

Page 102 of 110

05/22/2018 07:57 PM

Precincts Reporting 55 of 55 = 100.00%

Total Number of Voters : 8,263 of 0 = 0.00%

Party	Candidate	Absentee	Early	Election	Total
<b>Precinct C122A (Ballots Cast: 174)</b>					
<b>PROPERTY VALUATION ADMINISTRATOR, Vote For 1</b>					
	Debbie HANNA	0 0.00%	0 0.00%	31 43.06%	31 43.06%
	Nancy D. BOCK	0 0.00%	0 0.00%	41 56.94%	41 56.94%
	<b>Cast Votes:</b>	0 0.00%	0 0.00%	72 96.00%	72 96.00%
	<b>Over Votes:</b>	0 0.00%	0 0.00%	0 0.00%	0 0.00%
	<b>Under Votes:</b>	0 0.00%	0 0.00%	3 4.00%	3 4.00%
<b>JAILER, Vote For 1</b>					
	Dan L. SIMS	0 0.00%	0 0.00%	54 78.26%	54 78.26%
	Tonya D. RAY	0 0.00%	0 0.00%	7 10.14%	7 10.14%
	Paula RILEY	0 0.00%	0 0.00%	8 11.59%	8 11.59%
	<b>Cast Votes:</b>	0 0.00%	0 0.00%	69 92.00%	69 92.00%
	<b>Over Votes:</b>	0 0.00%	0 0.00%	0 0.00%	0 0.00%
	<b>Under Votes:</b>	0 0.00%	0 0.00%	6 8.00%	6 8.00%
<b>COUNTY COMMISSIONER 1st District, Vote For 1</b>					
	Charles OFFUTT	0 0.00%	0 0.00%	26 41.94%	26 41.94%
	Mark SCOTT	0 0.00%	0 0.00%	36 58.06%	36 58.06%
	<b>Cast Votes:</b>	0 0.00%	0 0.00%	62 82.67%	62 82.67%
	<b>Over Votes:</b>	0 0.00%	0 0.00%	0 0.00%	0 0.00%
	<b>Under Votes:</b>	0 0.00%	0 0.00%	13 17.33%	13 17.33%
<b>COUNTY COMMISSIONER 2nd District, Vote For 1</b>					
	Paul CARTER	0 0.00%	0 0.00%	30 41.67%	30 41.67%
	Jerry BEYER	0 0.00%	0 0.00%	42 58.33%	42 58.33%
	<b>Cast Votes:</b>	0 0.00%	0 0.00%	72 96.00%	72 96.00%
	<b>Over Votes:</b>	0 0.00%	0 0.00%	0 0.00%	0 0.00%
	<b>Under Votes:</b>	0 0.00%	0 0.00%	3 4.00%	3 4.00%

**Precinct Report — Unofficial**

**PRIMARY ELECTION HELD ON — OFFICIAL BALLOT FOR McCRACKEN COUNTY — May 22, 2018**

Page 103 of 110

05/22/2018 07:57 PM

Precincts Reporting 55 of 55 = 100.00%

Total Number of Voters : 8,263 of 0 = 0.00%

Party	Candidate	Absentee	Early	Election	Total
<b>Precinct C123A (Ballots Cast: 243)</b>					
<b>STATE REPRESENTATIVE 3rd Representative District, Vote For 1</b>					
	Randy BRIDGES	0 0.00%	0 0.00%	60 49.59%	60 49.59%
	Joni S. HOGANCAMP	0 0.00%	0 0.00%	61 50.41%	61 50.41%
	<b>Cast Votes:</b>	0 0.00%	0 0.00%	121 98.37%	121 98.37%
	<b>Over Votes:</b>	0 0.00%	0 0.00%	0 0.00%	0 0.00%
	<b>Under Votes:</b>	0 0.00%	0 0.00%	2 1.63%	2 1.63%
<b>JAILER, Vote For 1</b>					
	Greg GARRISON	0 0.00%	0 0.00%	23 22.33%	23 22.33%
	Bobby DENNIS	0 0.00%	0 0.00%	13 12.62%	13 12.62%
	David KNIGHT	0 0.00%	0 0.00%	67 65.05%	67 65.05%
	<b>Cast Votes:</b>	0 0.00%	0 0.00%	103 83.74%	103 83.74%
	<b>Over Votes:</b>	0 0.00%	0 0.00%	0 0.00%	0 0.00%
	<b>Under Votes:</b>	0 0.00%	0 0.00%	20 16.26%	20 16.26%
<b>COUNTY COMMISSIONER 2nd District, Vote For 1</b>					
	Richard BOX	0 0.00%	0 0.00%	30 28.30%	30 28.30%
	Jeff G. PARKER	0 0.00%	0 0.00%	76 71.70%	76 71.70%
	<b>Cast Votes:</b>	0 0.00%	0 0.00%	106 86.18%	106 86.18%
	<b>Over Votes:</b>	0 0.00%	0 0.00%	0 0.00%	0 0.00%
	<b>Under Votes:</b>	0 0.00%	0 0.00%	17 13.82%	17 13.82%
<b>COUNTY COMMISSIONER 3rd District, Vote For 1</b>					
	Eddie JONES	0 0.00%	0 0.00%	71 62.83%	71 62.83%
	Scott WATHEN	0 0.00%	0 0.00%	42 37.17%	42 37.17%
	<b>Cast Votes:</b>	0 0.00%	0 0.00%	113 91.87%	113 91.87%
	<b>Over Votes:</b>	0 0.00%	0 0.00%	0 0.00%	0 0.00%
	<b>Under Votes:</b>	0 0.00%	0 0.00%	10 8.13%	10 8.13%
<b>CONSTABLE 3rd Magisterial District, Vote For 1</b>					
	Greg MARTIN	0 0.00%	0 0.00%	57 55.34%	57 55.34%
	Tony VELTRI	0 0.00%	0 0.00%	57 55.34%	57 55.34%
	<b>Cast Votes:</b>	0 0.00%	0 0.00%	103 83.74%	103 83.74%
	<b>Over Votes:</b>	0 0.00%	0 0.00%	0 0.00%	0 0.00%
	<b>Under Votes:</b>	0 0.00%	0 0.00%	20 16.26%	20 16.26%
<b>UNITED STATES REPRESENTATIVE in CONGRESS 1st Congressional District, Vote For 1</b>					
	Paul WALKER	0 0.00%	0 0.00%	79 75.96%	79 75.96%
	Alonzo PENNINGTON	0 0.00%	0 0.00%	25 24.04%	25 24.04%
	<b>Cast Votes:</b>	0 0.00%	0 0.00%	104 86.67%	104 86.67%
	<b>Over Votes:</b>	0 0.00%	0 0.00%	0 0.00%	0 0.00%
	<b>Under Votes:</b>	0 0.00%	0 0.00%	16 13.33%	16 13.33%

**Precinct Report — Unofficial**  
**PRIMARY ELECTION HELD ON — OFFICIAL BALLOT FOR McCRACKEN COUNTY — May 22, 2018**

Total Number of Voters : 8,263 of 0 = 0.00%

Party	Candidate	Absentee	Early	Election	Total
<b>Precinct C123A (Ballots Cast: 243)</b>					
<b>PROPERTY VALUATION ADMINISTRATOR, Vote For 1</b>					
	Debbie HANNA	0 0.00%	0 0.00%	47 40.87%	47 40.87%
	Nancy D. BOCK	0 0.00%	0 0.00%	68 59.13%	68 59.13%
	<b>Cast Votes:</b>	0 0.00%	0 0.00%	115 95.83%	115 95.83%
	<b>Over Votes:</b>	0 0.00%	0 0.00%	0 0.00%	0 0.00%
	<b>Under Votes:</b>	0 0.00%	0 0.00%	5 4.17%	5 4.17%
<b>JAILER, Vote For 1</b>					
	Dan L. SIMS	0 0.00%	0 0.00%	78 67.83%	78 67.83%
	Tonya D. RAY	0 0.00%	0 0.00%	14 12.17%	14 12.17%
	Paula RILEY	0 0.00%	0 0.00%	23 20.00%	23 20.00%
	<b>Cast Votes:</b>	0 0.00%	0 0.00%	115 95.83%	115 95.83%
	<b>Over Votes:</b>	0 0.00%	0 0.00%	0 0.00%	0 0.00%
	<b>Under Votes:</b>	0 0.00%	0 0.00%	5 4.17%	5 4.17%
<b>COUNTY COMMISSIONER 1st District, Vote For 1</b>					
	Charles OFFUTT	0 0.00%	0 0.00%	36 35.29%	36 35.29%
	Mark SCOTT	0 0.00%	0 0.00%	66 64.71%	66 64.71%
	<b>Cast Votes:</b>	0 0.00%	0 0.00%	102 85.00%	102 85.00%
	<b>Over Votes:</b>	0 0.00%	0 0.00%	0 0.00%	0 0.00%
	<b>Under Votes:</b>	0 0.00%	0 0.00%	18 15.00%	18 15.00%
<b>COUNTY COMMISSIONER 2nd District, Vote For 1</b>					
	Paul CARTER	0 0.00%	0 0.00%	34 30.63%	34 30.63%
	Jerry BEYER	0 0.00%	0 0.00%	77 69.37%	77 69.37%
	<b>Cast Votes:</b>	0 0.00%	0 0.00%	111 92.50%	111 92.50%
	<b>Over Votes:</b>	0 0.00%	0 0.00%	0 0.00%	0 0.00%
	<b>Under Votes:</b>	0 0.00%	0 0.00%	9 7.50%	9 7.50%

Precinct Report — Unofficial

PRIMARY ELECTION HELD ON — OFFICIAL BALLOT FOR McCRACKEN COUNTY — May 22, 2018

Precincts Reporting 55 of 55 = 100.00%

Total Number of Voters : 8,263 of 0 = 0.00%

Party	Candidate	Absentee	Early	Election	Total
<b>Precinct C125A (Ballots Cast: 110)</b>					
<b>STATE REPRESENTATIVE 3rd Representative District, Vote For 1</b>					
	Randy BRIDGES	0 0.00%	0 0.00%	8 44.44%	8 44.44%
	Joni S. HOGANCAMP	0 0.00%	0 0.00%	10 55.56%	10 55.56%
	<b>Cast Votes:</b>	0 0.00%	0 0.00%	18 100.00%	18 100.00%
	<b>Over Votes:</b>	0 0.00%	0 0.00%	0 0.00%	0 0.00%
	<b>Under Votes:</b>	0 0.00%	0 0.00%	0 0.00%	0 0.00%
<b>JAILER, Vote For 1</b>					
	Greg GARRISON	0 0.00%	0 0.00%	1 5.56%	1 5.56%
	Bobby DENNIS	0 0.00%	0 0.00%	2 11.11%	2 11.11%
	David KNIGHT	0 0.00%	0 0.00%	15 83.33%	15 83.33%
	<b>Cast Votes:</b>	0 0.00%	0 0.00%	18 100.00%	18 100.00%
	<b>Over Votes:</b>	0 0.00%	0 0.00%	0 0.00%	0 0.00%
	<b>Under Votes:</b>	0 0.00%	0 0.00%	0 0.00%	0 0.00%
<b>COUNTY COMMISSIONER 2nd District, Vote For 1</b>					
	Richard BOX	0 0.00%	0 0.00%	6 37.50%	6 37.50%
	Jeff G. PARKER	0 0.00%	0 0.00%	10 62.50%	10 62.50%
	<b>Cast Votes:</b>	0 0.00%	0 0.00%	16 88.89%	16 88.89%
	<b>Over Votes:</b>	0 0.00%	0 0.00%	0 0.00%	0 0.00%
	<b>Under Votes:</b>	0 0.00%	0 0.00%	2 11.11%	2 11.11%
<b>COUNTY COMMISSIONER 3rd District, Vote For 1</b>					
	Eddie JONES	0 0.00%	0 0.00%	8 47.06%	8 47.06%
	Scott WATHEN	0 0.00%	0 0.00%	9 52.94%	9 52.94%
	<b>Cast Votes:</b>	0 0.00%	0 0.00%	17 94.44%	17 94.44%
	<b>Over Votes:</b>	0 0.00%	0 0.00%	0 0.00%	0 0.00%
	<b>Under Votes:</b>	0 0.00%	0 0.00%	1 5.56%	1 5.56%
<b>CONSTABLE 3rd Magisterial District, Vote For 1</b>					
	Greg MARTIN	0 0.00%	0 0.00%	7 38.89%	7 38.89%
	Tony VELTRI	0 0.00%	0 0.00%	11 61.11%	11 61.11%
	<b>Cast Votes:</b>	0 0.00%	0 0.00%	18 100.00%	18 100.00%
	<b>Over Votes:</b>	0 0.00%	0 0.00%	0 0.00%	0 0.00%
	<b>Under Votes:</b>	0 0.00%	0 0.00%	0 0.00%	0 0.00%
<b>UNITED STATES REPRESENTATIVE in CONGRESS 1st Congressional District, Vote For 1</b>					
	Paul WALKER	0 0.00%	0 0.00%	57 69.51%	57 69.51%
	Alonzo PENNINGTON	0 0.00%	0 0.00%	25 30.49%	25 30.49%
	<b>Cast Votes:</b>	0 0.00%	0 0.00%	82 89.13%	82 89.13%
	<b>Over Votes:</b>	0 0.00%	0 0.00%	0 0.00%	0 0.00%
	<b>Under Votes:</b>	0 0.00%	0 0.00%	10 10.87%	10 10.87%



# Precinct Report — Unofficial

## PRIMARY ELECTION HELD ON — OFFICIAL BALLOT FOR McCRACKEN COUNTY — May 22, 2018

Page 106 of 110

05/22/2018 07:57 PM

Precincts Reporting 55 of 55 = 100.00%

Total Number of Voters : 8,263 of 0 = 0.00%

Party	Candidate	Absentee	Early	Election	Total				
<b>Precinct C125A (Ballots Cast: 110)</b>									
<b>PROPERTY VALUATION ADMINISTRATOR, Vote For 1</b>									
	Debbie HANNA	0	0.00%	0	0.00%	20	22.73%	20	22.73%
	Nancy D. BOCK	0	0.00%	0	0.00%	68	77.27%	68	77.27%
	<b>Cast Votes:</b>	0	0.00%	0	0.00%	88	95.65%	88	95.65%
	<b>Over Votes:</b>	0	0.00%	0	0.00%	0	0.00%	0	0.00%
	<b>Under Votes:</b>	0	0.00%	0	0.00%	4	4.35%	4	4.35%
<b>JAILER, Vote For 1</b>									
	Dan L. SIMS	0	0.00%	0	0.00%	55	63.22%	55	63.22%
	Tonya D. RAY	0	0.00%	0	0.00%	11	12.64%	11	12.64%
	Paula RILEY	0	0.00%	0	0.00%	21	24.14%	21	24.14%
	<b>Cast Votes:</b>	0	0.00%	0	0.00%	87	94.57%	87	94.57%
	<b>Over Votes:</b>	0	0.00%	0	0.00%	0	0.00%	0	0.00%
	<b>Under Votes:</b>	0	0.00%	0	0.00%	5	5.43%	5	5.43%
<b>COUNTY COMMISSIONER 1st District, Vote For 1</b>									
	Charles OFFUTT	0	0.00%	0	0.00%	20	23.26%	20	23.26%
	Mark SCOTT	0	0.00%	0	0.00%	66	76.74%	66	76.74%
	<b>Cast Votes:</b>	0	0.00%	0	0.00%	86	93.48%	86	93.48%
	<b>Over Votes:</b>	0	0.00%	0	0.00%	0	0.00%	0	0.00%
	<b>Under Votes:</b>	0	0.00%	0	0.00%	6	6.52%	6	6.52%
<b>COUNTY COMMISSIONER 2nd District, Vote For 1</b>									
	Paul CARTER	0	0.00%	0	0.00%	29	34.12%	29	34.12%
	Jerry BEYER	0	0.00%	0	0.00%	56	65.88%	56	65.88%
	<b>Cast Votes:</b>	0	0.00%	0	0.00%	85	92.39%	85	92.39%
	<b>Over Votes:</b>	0	0.00%	0	0.00%	0	0.00%	0	0.00%
	<b>Under Votes:</b>	0	0.00%	0	0.00%	7	7.61%	7	7.61%

**Precinct Report — Unofficial**

**PRIMARY ELECTION HELD ON — OFFICIAL BALLOT FOR McCRACKEN COUNTY — May 22, 2018**

Total Number of Voters : 8,263 of 0 = 0.00%

Precincts Reporting 55 of 55 = 100.00%

Party	Candidate	Absentee	Early	Election	Total
<b>Precinct C128 (Ballots Cast: 137)</b>					
<b>STATE REPRESENTATIVE 3rd Representative District, Vote For 1</b>					
	Randy BRIDGES	0 0.00%	0 0.00%	43 64.18%	43 64.18%
	Joni S. HOGANCAMP	0 0.00%	0 0.00%	24 35.82%	24 35.82%
	<b>Cast Votes:</b>	0 0.00%	0 0.00%	67 100.00%	67 100.00%
	<b>Over Votes:</b>	0 0.00%	0 0.00%	0 0.00%	0 0.00%
	<b>Under Votes:</b>	0 0.00%	0 0.00%	0 0.00%	0 0.00%
<b>JAILER, Vote For 1</b>					
	Greg GARRISON	0 0.00%	0 0.00%	17 28.81%	17 28.81%
	Bobby DENNIS	0 0.00%	0 0.00%	6 10.17%	6 10.17%
	David KNIGHT	0 0.00%	0 0.00%	36 61.02%	36 61.02%
	<b>Cast Votes:</b>	0 0.00%	0 0.00%	59 88.06%	59 88.06%
	<b>Over Votes:</b>	0 0.00%	0 0.00%	0 0.00%	0 0.00%
	<b>Under Votes:</b>	0 0.00%	0 0.00%	8 11.94%	8 11.94%
<b>COUNTY COMMISSIONER 2nd District, Vote For 1</b>					
	Richard BOX	0 0.00%	0 0.00%	25 40.32%	25 40.32%
	Jeff G. PARKER	0 0.00%	0 0.00%	37 59.68%	37 59.68%
	<b>Cast Votes:</b>	0 0.00%	0 0.00%	62 92.54%	62 92.54%
	<b>Over Votes:</b>	0 0.00%	0 0.00%	0 0.00%	0 0.00%
	<b>Under Votes:</b>	0 0.00%	0 0.00%	5 7.46%	5 7.46%
<b>COUNTY COMMISSIONER 3rd District, Vote For 1</b>					
	Eddie JONES	0 0.00%	0 0.00%	41 63.08%	41 63.08%
	Scott WATHEN	0 0.00%	0 0.00%	24 36.92%	24 36.92%
	<b>Cast Votes:</b>	0 0.00%	0 0.00%	65 97.01%	65 97.01%
	<b>Over Votes:</b>	0 0.00%	0 0.00%	0 0.00%	0 0.00%
	<b>Under Votes:</b>	0 0.00%	0 0.00%	2 2.99%	2 2.99%
<b>CONSTABLE 3rd Magisterial District, Vote For 1</b>					
	Greg MARTIN	0 0.00%	0 0.00%	29 49.15%	29 49.15%
	Tony VELTRI	0 0.00%	0 0.00%	29 49.15%	29 49.15%
	<b>Cast Votes:</b>	0 0.00%	0 0.00%	59 88.06%	59 88.06%
	<b>Over Votes:</b>	0 0.00%	0 0.00%	0 0.00%	0 0.00%
	<b>Under Votes:</b>	0 0.00%	0 0.00%	8 11.94%	8 11.94%
<b>UNITED STATES REPRESENTATIVE in CONGRESS 1st Congressional District, Vote For 1</b>					
	Paul WALKER	0 0.00%	0 0.00%	53 82.81%	53 82.81%
	Alonzo PENNINGTON	0 0.00%	0 0.00%	11 17.19%	11 17.19%
	<b>Cast Votes:</b>	0 0.00%	0 0.00%	64 91.43%	64 91.43%
	<b>Over Votes:</b>	0 0.00%	0 0.00%	0 0.00%	0 0.00%
	<b>Under Votes:</b>	0 0.00%	0 0.00%	6 8.57%	6 8.57%

Precinct Report — Unofficial

PRIMARY ELECTION HELD ON — OFFICIAL BALLOT FOR McCRACKEN COUNTY — May 22, 2018

Total Number of Voters : 8,263 of 0 = 0.00%

Party	Candidate	Absentee	Early	Election	Total
<b>Precinct C128 (Ballots Cast: 137)</b>					
<b>PROPERTY VALUATION ADMINISTRATOR, Vote For 1</b>					
	Debbie HANNA	0 0.00%	0 0.00%	31 44.29%	31 44.29%
	Nancy D. BOCK	0 0.00%	0 0.00%	39 55.71%	39 55.71%
	<b>Cast Votes:</b>	0 0.00%	0 0.00%	70 100.00%	70 100.00%
	<b>Over Votes:</b>	0 0.00%	0 0.00%	0 0.00%	0 0.00%
	<b>Under Votes:</b>	0 0.00%	0 0.00%	0 0.00%	0 0.00%
<b>JAILER, Vote For 1</b>					
	Dan L. SIMS	0 0.00%	0 0.00%	49 79.03%	49 79.03%
	Tonya D. RAY	0 0.00%	0 0.00%	0 0.00%	0 0.00%
	Paula RILEY	0 0.00%	0 0.00%	13 20.97%	13 20.97%
	<b>Cast Votes:</b>	0 0.00%	0 0.00%	62 88.57%	62 88.57%
	<b>Over Votes:</b>	0 0.00%	0 0.00%	0 0.00%	0 0.00%
	<b>Under Votes:</b>	0 0.00%	0 0.00%	8 11.43%	8 11.43%
<b>COUNTY COMMISSIONER 1st District, Vote For 1</b>					
	Charles OFFUTT	0 0.00%	0 0.00%	22 37.93%	22 37.93%
	Mark SCOTT	0 0.00%	0 0.00%	36 62.07%	36 62.07%
	<b>Cast Votes:</b>	0 0.00%	0 0.00%	58 82.86%	58 82.86%
	<b>Over Votes:</b>	0 0.00%	0 0.00%	0 0.00%	0 0.00%
	<b>Under Votes:</b>	0 0.00%	0 0.00%	12 17.14%	12 17.14%
<b>COUNTY COMMISSIONER 2nd District, Vote For 1</b>					
	Paul CARTER	0 0.00%	0 0.00%	27 38.57%	27 38.57%
	Jerry BEYER	0 0.00%	0 0.00%	43 61.43%	43 61.43%
	<b>Cast Votes:</b>	0 0.00%	0 0.00%	70 100.00%	70 100.00%
	<b>Over Votes:</b>	0 0.00%	0 0.00%	0 0.00%	0 0.00%
	<b>Under Votes:</b>	0 0.00%	0 0.00%	0 0.00%	0 0.00%

**Precinct Report — Unofficial**  
**PRIMARY ELECTION HELD ON — OFFICIAL BALLOT FOR McCRACKEN COUNTY — May 22, 2018**

Total Number of Voters : 8,263 of 0 = 0.00%

Precincts Reporting 55 of 55 = 100.00%

Party	Candidate	Absentee		Early		Election		Total	
<b>Precinct C129 (Ballots Cast: 93)</b>									
<b>STATE REPRESENTATIVE 3rd Representative District, Vote For 1</b>									
	Randy BRIDGES	0	0.00%	0	0.00%	26	63.41%	26	63.41%
	Joni S. HOGANCAMP	0	0.00%	0	0.00%	15	36.59%	15	36.59%
	<b>Cast Votes:</b>	0	0.00%	0	0.00%	41	97.62%	41	97.62%
	<b>Over Votes:</b>	0	0.00%	0	0.00%	0	0.00%	0	0.00%
	<b>Under Votes:</b>	0	0.00%	0	0.00%	1	2.38%	1	2.38%
<b>JAILER, Vote For 1</b>									
	Greg GARRISON	0	0.00%	0	0.00%	15	36.59%	15	36.59%
	Bobby DENNIS	0	0.00%	0	0.00%	5	12.20%	5	12.20%
	David KNIGHT	0	0.00%	0	0.00%	21	51.22%	21	51.22%
	<b>Cast Votes:</b>	0	0.00%	0	0.00%	41	97.62%	41	97.62%
	<b>Over Votes:</b>	0	0.00%	0	0.00%	0	0.00%	0	0.00%
	<b>Under Votes:</b>	0	0.00%	0	0.00%	1	2.38%	1	2.38%
<b>COUNTY COMMISSIONER 2nd District, Vote For 1</b>									
	Richard BOX	0	0.00%	0	0.00%	15	36.59%	15	36.59%
	Jeff G. PARKER	0	0.00%	0	0.00%	26	63.41%	26	63.41%
	<b>Cast Votes:</b>	0	0.00%	0	0.00%	41	97.62%	41	97.62%
	<b>Over Votes:</b>	0	0.00%	0	0.00%	0	0.00%	0	0.00%
	<b>Under Votes:</b>	0	0.00%	0	0.00%	1	2.38%	1	2.38%
<b>COUNTY COMMISSIONER 3rd District, Vote For 1</b>									
	Eddie JONES	0	0.00%	0	0.00%	29	69.05%	29	69.05%
	Scott WATHEN	0	0.00%	0	0.00%	13	30.95%	13	30.95%
	<b>Cast Votes:</b>	0	0.00%	0	0.00%	42	100.00%	42	100.00%
	<b>Over Votes:</b>	0	0.00%	0	0.00%	0	0.00%	0	0.00%
	<b>Under Votes:</b>	0	0.00%	0	0.00%	0	0.00%	0	0.00%
<b>CONSTABLE 3rd Magisterial District, Vote For 1</b>									
	Greg MARTIN	0	0.00%	0	0.00%	19	46.34%	19	46.34%
	Tony VELTRI	0	0.00%	0	0.00%	26	63.66%	26	63.66%
	<b>Cast Votes:</b>	0	0.00%	0	0.00%	45	99.99%	45	99.99%
	<b>Over Votes:</b>	0	0.00%	0	0.00%	0	0.00%	0	0.00%
	<b>Under Votes:</b>	0	0.00%	0	0.00%	1	2.38%	1	2.38%
<b>UNITED STATES REPRESENTATIVE in CONGRESS 1st Congressional District, Vote For 1</b>									
	Paul WALKER	0	0.00%	0	0.00%	40	83.33%	40	83.33%
	Alonzo PENNINGTON	0	0.00%	0	0.00%	8	16.67%	8	16.67%
	<b>Cast Votes:</b>	0	0.00%	0	0.00%	48	94.12%	48	94.12%
	<b>Over Votes:</b>	0	0.00%	0	0.00%	0	0.00%	0	0.00%
	<b>Under Votes:</b>	0	0.00%	0	0.00%	3	5.88%	3	5.88%

**Precinct Report — Unofficial**

**PRIMARY ELECTION HELD ON — OFFICIAL BALLOT FOR McCRACKEN COUNTY — May 22, 2018**

Page 110 of 110

05/22/2018 07:57 PM

Precincts Reporting 55 of 55 = 100.00%

Total Number of Voters : 8,263 of 0 = 0.00%


Party	Candidate	Absentee	Early	Election	Total
<b>Precinct C129 (Ballots Cast: 93)</b>					
<b>PROPERTY VALUATION ADMINISTRATOR, Vote For 1</b>					
	Debbie HANNA	0 0.00%	0 0.00%	25 51.02%	25 51.02%
	Nancy D. BOCK	0 0.00%	0 0.00%	24 48.98%	24 48.98%
	<b>Cast Votes:</b>	0 0.00%	0 0.00%	49 96.08%	49 96.08%
	<b>Over Votes:</b>	0 0.00%	0 0.00%	0 0.00%	0 0.00%
	<b>Under Votes:</b>	0 0.00%	0 0.00%	2 3.92%	2 3.92%
<b>JAILER, Vote For 1</b>					
	Dan L. SIMS	0 0.00%	0 0.00%	40 81.63%	40 81.63%
	Tonya D. RAY	0 0.00%	0 0.00%	3 6.12%	3 6.12%
	Paula RILEY	0 0.00%	0 0.00%	6 12.24%	6 12.24%
	<b>Cast Votes:</b>	0 0.00%	0 0.00%	49 96.08%	49 96.08%
	<b>Over Votes:</b>	0 0.00%	0 0.00%	0 0.00%	0 0.00%
	<b>Under Votes:</b>	0 0.00%	0 0.00%	2 3.92%	2 3.92%
<b>COUNTY COMMISSIONER 1st District, Vote For 1</b>					
	Charles OFFUTT	0 0.00%	0 0.00%	25 53.19%	25 53.19%
	Mark SCOTT	0 0.00%	0 0.00%	22 46.81%	22 46.81%
	<b>Cast Votes:</b>	0 0.00%	0 0.00%	47 92.16%	47 92.16%
	<b>Over Votes:</b>	0 0.00%	0 0.00%	0 0.00%	0 0.00%
	<b>Under Votes:</b>	0 0.00%	0 0.00%	4 7.84%	4 7.84%
<b>COUNTY COMMISSIONER 2nd District, Vote For 1</b>					
	Paul CARTER	0 0.00%	0 0.00%	19 38.78%	19 38.78%
	Jerry BEYER	0 0.00%	0 0.00%	30 61.22%	30 61.22%
	<b>Cast Votes:</b>	0 0.00%	0 0.00%	49 96.08%	49 96.08%
	<b>Over Votes:</b>	0 0.00%	0 0.00%	0 0.00%	0 0.00%
	<b>Under Votes:</b>	0 0.00%	0 0.00%	2 3.92%	2 3.92%

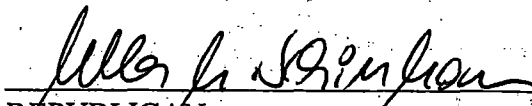
# OFFICIAL CERTIFICATION


MCCRACKEN COUNTY

WE, THE UNDERSIGNED, DO HEREBY CERTIFY THAT THE  
PRECEEDING ELECTION RESULTS ARE ACCURATE AND  
COMPLETE FOR THE PRIMARY ELECTION HELD ON  
MAY 22, 2018.

  
\_\_\_\_\_  
COUNTY CLERK

  
\_\_\_\_\_  
SHERIFF

  
\_\_\_\_\_  
REPUBLICAN

  
\_\_\_\_\_  
DEMOCRAT