


CERTIFICATION  
OFFICIAL COUNT AND RECORD  
OF ELECTION TOTALS

STATE OF KENTUCKY  
County of Christain


6-Nov-18  
General Election

We, the County Board of Elections, duly authorized to canvass the returns of the County of Christain, do certify that in an election held in said County, 6th day of November, 2018, the following votes were cast for the Office or on the question indicated:

Office	Name	Machine Votes	Absentee Machine Votes	Paper Absentee Ballot Votes	Provisional Ballot Votes	Total Votes
<b>US Representative 1st Congressional Dist.</b>						
Republican	Comer, James R.	9729	432	100	0	10261
Democratic	Walker, Paul	6310	238	74	0	6622
<b>State Representative 4th Representative Dist.</b>						
Republican	Bechler, Lynn	2453	104	17	0	2574
Democratic	Barnes, Abigail C.	999	48	14	0	1061
<b>State Representative 8th Representative Dist.</b>						
Republican	Thomas, Walker Wood	3557	201	55	0	3813
Democratic	Taylor, Jeffery R.	3781	144	38	0	3963
<b>State Representative 9th Representative Dist.</b>						
Republican	Dossett, Myron B.	3956	142	32	0	4130
Democratic	Coleman, William	1391	36	17	0	1444
<b>District Judge 3rd Judicial District 1st Division</b>						
Nonpartisan	Adams, John Lindsey	11241	435	120	0	11796
<b>District Judge 3rd Judicial District 2nd Division</b>						
Nonpartisan	Cotthoff, J. Foster	11271	443	120	0	11834
<b>Constitutional Amendment</b>						
	Yes	9076	525	128	0	9729
	No	5483	72	21	0	5576
<b>Commonwealth's Attorney 3rd Judicial Circuit</b>						
Republican	Boling, Richard "Rick"	9278	416	87	0	9781
Democratic	Pryor, Lynn	7067	268	85	0	7420
<b>Circuit Clerk</b>						
Democratic	Parker, Paige Eli	12050	481	122	0	12653
<b>Property Valuation Administrator</b>						
Democratic	Strader, Angie M.	11758	457	122	0	12337
<b>County Judge/Executive</b>						
Democratic	Tribble, Steve	12010	473	131	0	12614
<b>County Attorney</b>						
Democratic	Soyers, John T.	11458	448	122	0	12028

  
Roxane Thomas


Republican Representative

  
Ivy Leavell, Jr.  
Sheriff

Christian Co.  
Board of  
Elections

  
Jim Gardner

Democrat Representative

  
Michael A. Kem  
County Clerk/Chairman

CERTIFICATION  
OFFICIAL COUNT AND RECORD  
OF ELECTION TOTALS

STATE OF KENTUCKY

6-Nov-18

County of Christain

General Election

We, the County Board of Elections, duly authorized to canvass the returns of the County of Christian, do certify that in an election held in said County, 6th day of November, 2018, the following votes were cast for the Office or on the question indicated:

Office	Name	Machine Votes	Absentee Machine Votes	Paper Absentee Ballot Votes	Provisional Ballot Votes	Total Votes
<b>County Clerk</b>						
Democratic	Kern, Mike	11510	458	127	0	12095
<b>Sheriff</b>						
Republican	DeArmond, Tyler	8857	396	90	0	9343
Democratic	Morris Jr., Kahle	6686	275	77	0	7038
Indpendent	Pollard Sr., Franklin	844	18	7	0	869
<b>Jailer</b>						
Democratic	Boyd, Brad	11615	454	123	0	12192
<b>Coroner</b>						
Republican	Daniel, Scott	8428	391	93	0	8912
Democratic	Lamb, Zach L.	7887	291	82	0	8260
<b>County Surveyor</b>						
Republican	Chaudoin Jr., Wm. "Bill"	11767	493	119	0	12379
<b>Magistrate 1st Magisterial District</b>						
Democratic	Ferguson, Magaline	1084	40	10	0	1134
<b>Constable 1st Magisterial District</b>						
Democratic	Clark, Clarence	1060	40	10	0	1110
<b>Magistrate 2nd Magisterial District</b>						
Democratic	Wells, Mark A.	1346	41	11	0	1398
<b>Constable 2nd Magisterial District</b>						
Republican	Rickard, Glenn	895	30	7	0	932
Democratic	Gresham, Patricia "Pat"	916	31	11	0	958
<b>Magistrate 3rd Magisterial District</b>						
Republican	Barnett, George	1255	45	11	0	1311
Democratic	Cansler, Mark E.	1314	61	11	0	1386
<b>Constable 3rd Magisterial District</b>						
Republican	Cydesen, Joshua	1447	60	11	0	1518
Democratic	Wilson, Christopher	867	38	11	0	916
<b>Magistrate 4th Magisterial District</b>						
Republican	Gustafson, Darrell L.	2189	115	19	0	2323
<b>Constable 4th Magisterial District</b>						
Democratic	Gary, Tommy	1870	95	15	0	1980

*Roxane Thomas*  
Roxane Thomas  
Republican Representative

*Livy Leavell, Jr.*  
Livy Leavell, Jr.  
Sheriff

Christian Co.  
Board of  
Elections

*Jim Gardner*  
Jim Gardner  
Democrat Representative

*Michael A. Kem*  
Michael A. Kem  
County Clerk/Chairman

CERTIFICATION  
OFFICIAL COUNT AND RECORD  
OF ELECTION TOTALS

STATE OF KENTUCKY

County of Christain

6-Nov-18


General Election

We, the County Board of Elections, duly authorized to canvass the returns of the County of Christian, do certify that in an election held in said County, 6th day of November, 2018, the following votes were cast for the Office or on the question indicated:

Office	Name	Machine Votes	Absentee Machine Votes	Paper Absentee Ballot Votes	Provisional Ballot Votes	Total Votes
<b>Magistrate 5th Magisterial Dist.</b>						
Democratic	Liebe, Rich	1579	60	21	0	1660
<b>Constable 5th Magisterial Dist.</b>						
Democratic	Smith, James "Jim"	1487	58	21	0	1566
<b>Magistrate 6th Magisterial Dist.</b>						
Republican	Peterson, Phillip	607	17	2	0	626
Democratic	Lackey, Jack	605	12	7	0	624
<b>Constable 6th Magisterial Dist.</b>						
Democratic	Glass, Gene	847	17	7	0	871
<b>Magistrate 7th Magisterial Dist.</b>						
Republican	Gilliam, Jerry Wayne	1221	51	24	0	1296
Democratic	Collins, David A.	910	51	11	0	972
<b>Constable 7th Magisterial Dist.</b>						
Democratic	Leavell III., Richard F.	1452	66	24	0	1542
<b>Magistrate 8th Magisterial Dist.</b>						
Democratic	Bowman, Terry R.	1374	48	11	0	1433
<b>Constable 8th Magisterial Dist.</b>						
Republican	Haddock, Mike "Bubba" O.	1766	55	13	0	1834
<b>Mayor City of Hopkinsville</b>						
Republican	Hendricks, Carter M.	5486	275	80	0	5841
Democratic	McCraw, Jason	1810	76	19	0	1905
Independent	Shamble, Walter T.	265	10	1	0	276
Independent	Bryan, Wally	1490	61	15	0	1566
<b>City Council City of Hopkinsville Ward 1</b>						
Democratic	Adams I., Darvin Anton	4929	212	58	0	5199
Independent	Francis, Natasha Sophia	1884	71	22	0	1977
<b>City Council City of Hopkinsville Ward 2</b>						
Democratic	McCarley, Kimberly	6001	245	60	0	6306



Roxane Thomas  
Republican Representative



Livy Leavell, Jr.  
Sheriff

Christian Co.  
Board of  
Elections



Jim Gardner  
Democrat Representative



Michael A. Kem  
County Clerk/Chairman

CERTIFICATION  
OFFICIAL COUNT AND RECORD  
OF ELECTION TOTALS

STATE OF KENTUCKY


6-Nov-18


County of Christain

General Election

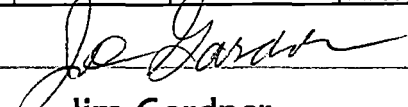
We, the County Board of Elections, duly authorized to canvass the returns of the County of Christian, do certify that in an election held in said County, 6th day of November, 2018, the following votes were cast for the Office or on the question indicated:


Office	Name	Machine Votes	Absentee Machine Votes	Paper Absentee Ballot Votes	Provisional Ballot Votes	Total Votes
City Council City of Hopkinsville Ward 3						
Democratic	Ahart, Don	6225	259	74	0	6558
City Council City of Hopkinsville Ward 4						
Democratic	Henson, Paul	6076	246	69	0	6391
City Council City of Hopkinsville Ward 5						
Republican	Craig, Amy K.	5882	266	80	0	6228
City Council City of Hopkinsville Ward 6						
Republican	Moss, Timothy B.	3494	179	41	0	3714
Democratic	Lynch, Wendell A.	5013	211	60	0	5284
City Council City of Hopkinsville Ward 7						
Democratic	Parker, Terry	6205	275	66	0	6546
City Council City of Hopkinsville Ward 8						
Republican	Johnson, Tom L.	4337	217	56	0	4610
Democratic	Parris, Twyla	3819	147	45	0	4011
City Council City of Hopkinsville Ward 9						
Democratic	Waddell-Bell, Patricia	5906	235	63	0	6204
City Council City of Hopkinsville Ward 10						
Democratic	Dossett, Jimmy	5953	243	64	0	6260
City Council City of Hopkinsville Ward 11						
Republican	Bell, Jason	4379	204	46	0	4629
Democratic	Grimes, Lewis Wesley	3949	176	60	0	4185
City Council City of Hopkinsville Ward 12						
Democratic	Brooks, Phillip	5982	239	62	0	6283
Member Board of Education 3rd Dist.						
NonPartisan	Clark, Lindsey	1787	82	16	0	1885
Member Board of Education 5th Dist.						
NonPartisan	Graham, Mark A.	1878	84	11	0	1973
NonPartisan	Bell, Tom	2080	110	28	0	2218
Member Board of Education 1st Dist. (Unexpired Term)						
NonPartisan	Moore, Jeff	1982	65	16	0	2063

  
Roxane Thomas  
Republican Representative

  
Livy Leavell, Jr.  
Sheriff

Christian Co.  
Board of  
Elections

  
Jim Gardner  
Democrat Representative

  
Michael A. Kem  
County Clerk/Chairman

CERTIFICATION  
OFFICIAL COUNT AND RECORD  
OF ELECTION TOTALS

STATE OF KENTUCKY


6-Nov-18

County of Christain


General Election

We, the County Board of Elections, duly authorized to canvass the returns of the County of Christain, do certify that in an election held in said County, 6th day of November, 2018, the following votes were cast for the Office or on the question indicated:

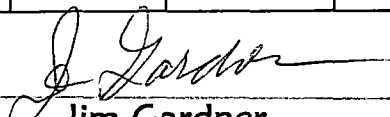
Office	Name	Machine Votes	Absentee Machine Votes	Paper Absentee Ballot Votes	Provisional Ballot Votes	Total Votes
<b>Mayor City of Crofton</b>						
NonPartisan	Lacy, Daniel	140	2	1	0	143
<b>City Council City of Crofton</b>						
NonPartisan	Durham, Anthony G.	117	2	1	0	120
NonPartisan	Owen, Gregory Paul	123	1	1	0	125
NonPartisan	Croft, Lewis E.	125	1	1	0	127
NonPartisan	West, Brenda Cranor	109	2	1	0	112
NonPartisan	Grace, Jimmy	111	2	0	0	113
NonPartisan	Diamond, Brian	81	1	1	0	83
NonPartisan	Fleming, Reta R.	112	2	1	0	115
<b>Mayor City of Lafayette</b>						
NonPartisan	Mason, Wallace	59	1	0	0	60
<b>City Commissioners City of Lafayette</b>						
NonPartisan	Hancock, Hayden	47	1	0	0	48
NonPartisan	Torres Sandra	49	1	0	0	50
NonPartisan	Dietrich, Julie	46	0	0	0	46
NonPartisan	Meacham, Heather	53	1	0	0	54
<b>Mayor City of Oak Grove</b>						
NonPartisan	Burt, Bea	56	1	1	0	58
NonPartisan	O'Brien, Jan	68	0	0	0	68
NonPartisan	Lestienne, Richard C.	130	2	0	0	132
NonPartisan	Jarvis, Theresa	293	0	2	0	295
NonPartisan	Baker, Richard	44	1	0	0	45

  
**Roxane Thomas**  
 Republican Representative


---

  
**Livy Leavell, Jr.**  
 Sheriff

**Christian Co.  
Board of  
Elections**

  
**Jim Gardner**  
 Democrat Representative

---

  
**Michael A. Kem**  
 County Clerk/Chairman

CERTIFICATION  
OFFICIAL COUNT AND RECORD  
OF ELECTION TOTALS

STATE OF KENTUCKY


6-Nov-18

County of Christain


General Election

We, the County Board of Elections, duly authorized to canvass the returns of the County of Christain, do certify that in an election held in said County, 6th day of November, 2018, the following votes were cast for the Office or on the question indicated:


Office	Name	Machine Votes	Absentee Machine Votes	Paper Absentee Ballot Votes	Provisional Ballot Votes	Total Votes
<b>City Council City of Oak Grove</b>						
NonPartisan	Edwards, Janet	363	4	4	0	371
NonPartisan	McKnight, James	251	1	2	0	254
NonPartisan	Oliver, Jackie	262	3	1	0	266
NonPartisan	Jackson, Christina	239	4	4	0	247
NonPartisan	Spencer, Isaiah	273	4	3	0	280
NonPartisan	Jeffrey, Kisha Tamicia	267	3	2	0	272
NonPartisan	Laux, Valerie	172	0	1	0	173
NonPartisan	Joiner, Roger	201	2	2	0	205
NonPartisan	Leavell, Jean	264	2	2	0	268
NonPartisan	Lowther, Carol	173	1	2	0	176
<b>Mayor City of Pembroke</b>						
NonPartisan	Peterson, Judy R.	237	4	5	0	246
<b>City Commissioners City of Pembroke</b>						
NonPartisan	Pyle, Steve	165	3	4	0	172
NonPartisan	Aldridge, Jeanette W.	169	3	4	0	176
NonPartisan	Bell, Walter w.	181	3	4	0	188
NonPartisan	Rule, David C.	150	3	4	0	157

  
Roxane Thomas  
Republican Representative


---

  
Livy Leavell, Jr.  
Sheriff

Christian Co.  
Board of  
Elections

  
Jim Gardner  
Democrat Representative

---

  
Michael A. Kem  
County Clerk/Chairman