

GENERAL ELECTION
TRIMBLE COUNTY - 4th. CONG. DIST.
RECAPITULATION SHEET
November 3, 2020

Total Reg. Voters 7622
Total # Voted 4329 579%

	685 ABSENTEE 2433			TRIMBLE Bedford COUNTY 1 A 79	TRIMBLE Bedford COUNTY 2 B 162	TRIMBLE Bedford COUNTY 3 C 186	TRIMBLE Bedford COUNTY 4 D 198	TRIMBLE Milton COUNTY 5 A 240	TRIMBLE Milton COUNTY 6 B 328	TRIMBLE Milton COUNTY 7 C 17	TRIMBLE Mail-in#2 COUNTY 8 1	TRIMBLE COUNTY 9	TRIMBLE COUNTY 10	TRIMBLE COUNTY 11	TRIMBLE COUNTY 12	GRAND TOTAL
	Mail-In	Walk-In	Total	Scan	Scan	Scan	Scan	Scan	Scan	Scan	Scan	Scan	Scan	Scan	Scan	
STRAIGHT PARTY																
Republican Party																
Democratic Party																
Libertarian Party																
PRESIDENT and VICE PRESIDENT of the U.S.																
Donald J. TRUMP Michael R. PENCE	291	193		62	138	158	164	206	271	17	1					3227
Joseph R. BIDEN Kamala D. HARRIS	375	474		15	20	24	33	26	45	0	0					1012
Jo JORGENSEN Jeremy "Spike" COHEN	11	34		1	1	3	1	5	4	0	0					60
Kanye WEST Michelle TIDBALL	3	3		1	2	0	0	0	1	0	0					10
Brock PIERCE Karla BALLARD	2	5		0	1	1	0	1	0	0	0					10
UNITED STATES SENATOR																
Mitch McCONNELL	275	172		55	117	136	148	175	241	15	1					2889
Amy McGRATH	387	560		16	29	34	40	47	69	1	0					1183
Brad BARRON	21	127		7	16	15	10	16	17	1	0					230
U.S. REP. in CONG. - 4th Cong. Dist.																
Thomas MASSIE	298	1883		60	131	148	165	194	257	14	1					3151
Alexandra OWENSBY	372	484		17	26	36	30	38	62	3	0					1068
STATE REP. 47th Rep. Dist.																
Felicia RABOURN	216	152		49	114	139	151	168	214	12	1					2631
Jack COUCH	460	834		29	47	47	45	69	110	5	0					1646
COUNTY SURVEYOR (Unexpired Term)																
Write In																
S.&W. CON. DIST. SUPERVISORS																
Greg HEVELINE	352	1133		28	67	79	81	119	157	11	1					2028
Zachary C. ELLIS	333	819		28	56	81	92	84	114	4	1					1612
MEM. BD. of ED. - 1st Edu. Dist.																
Suzy SACHLEBEN-TURNER	113	381		1	4	4	4	97	119	8	0					731
MEM. BD. of ED. - 4th Edu. Dist.																
Billy SPEGAL																
MEM. BD. of ED. - 5th Edu. Dist.																
Jennifer APONTE	119	310		14	29	38	47	4	1	1	0					563

GENERAL ELECTION
TRIMBLE COUNTY - 4th. CONG. DIST.
RECAPITULATION SHEET
November 3, 2020

	ABSENTEE		Total	TRIMBLE Bedford	TRIMBLE Bedford	TRIMBLE Bedford	TRIMBLE Bedford	TRIMBLE Milton	TRIMBLE Milton	TRIMBLE Milton	TRIMBLE Milton	TRIMBLE County 8	TRIMBLE County 9	TRIMBLE County 10	TRIMBLE County 11	TRIMBLE County 12	GRAND TOTAL
	Mail-In	Walk-In		COUNTY 1 A	COUNTY 2 B	COUNTY 3 C	COUNTY 4 D	COUNTY 5 A	COUNTY 6 B	COUNTY 7 C	Mail-In #2	County 9	County 10	County 11	County 12		
CITY COMMISSIONERS City of Bedford																	
Gary "Newt" JOHNSON	22	59		4	4	2	3	0	0	0	0						94
Mike WRIGHT	31	64		4	8	5	5	0	0	0	0						118
William "Big Will" McCOY	26	50		4	4	6	9	0	0	0	0						99
Travis PRICE	17	24		2	1	2	3	0	0	0	0						49
Angie ROBINSON	13	34		4	3	2	5	0	0	0	0						61
Thomas R. EDWARDS	15	27		2	3	5	2	0	0	0	0						54
CITY COMMISSIONERS City of Milton																	
Tyler "T-Dog" REED	14	46		0	1	0	0	14	23	1	0						99
Troy E. ALEXANDER	22	72		0	1	0	0	25	31	0	0						151
Jerry HARMON	28	61		0	1	0	0	17	22	0	0						129
Lynn Jones COMEAUX	24	63		0	1	0	0	15	16	0	0						119
CONSTITUTIONAL AMENDMENT 1																	
YES	494	1264		43	87	90	105	113	167	10	1						2374
NO	141	824		25	63	79	77	95	118	6	0						1428
CONSTITUTIONAL AMENDMENT 2																	
YES	175	662		24	37	58	55	59	104	5	1						1180
NO	467	1455		48	112	110	127	154	182	9	0						2664

Write Ins:

President / Vice President

- Shawn Howard
- Alyssa Howard
- Kasey Wells
- Rachel Wells
- Timothy Allen Stevens
- Susan Congleton Fletcher
- Brian Carroll
- Amar Patel
- President R19 Boddie
- Eric C. Stoneham
- Mary Ruth Caro Simmons
- Sherri Dow

- Howie Hawkins
- Angela Walker
- Tom Hoefling
- Andy Prior
- Gloria La Riva
- Sunil Freeman
- Mark Charles
- Adrian Wallace
- Jade Simmons
- Claudelian J. Roze

United States Senator

- Randall Lee Teegarden
- Paul John Frangedakis
- Daniel Cobble
- Harold H. Fitzpatrick
- Demetra Wysinger
- School Board Dist #4
- Mckenzie Harper

City Commissioners City of Milton

- Joshua D. Myers

Soil and Water Conservation District Super

- Tommy Webb

OFFICIAL BALLOT FOR TRIMBLE COUNTY

Ballots Cast

4329

Run Time 3:44 PM
Run Date 11/03/2020

11/3/2020

Page 1

STRAIGHT PARTY

Choice	Party	Absentee Voting		Early Voting		Election Day Voting		Total	
Republican Party	REP	0	0.00%	0	0.00%	1,561	71.21%	1,561	71.21%
Democratic Party	DEM	0	0.00%	0	0.00%	589	26.87%	589	26.87%
Libertarian Party	LIB	0	0.00%	0	0.00%	42	1.92%	42	1.92%
Cast Votes:		0	0.00%	0	0.00%	2,192	100.00%	2,192	100.00%
Undervotes:		0		0		2,136		2,136	
Overvotes:		0		0		1		1	

PRESIDENT and VICE PRESIDENT of the UNITED STATES - (Vote for One)

Choice	Party	Absentee Voting		Early Voting		Election Day Voting		Total	
Donald J. TRUMP Michael R. PENCE	REP	0	0.00%	0	0.00%	3,227	74.70%	3,227	74.70%
Joseph R. BIDEN Kamala D. HARRIS	DEM	0	0.00%	0	0.00%	1,012	23.43%	1,012	23.43%
Jo JORGENSEN Jeremy "Spike" COHEN	LIB	0	0.00%	0	0.00%	60	1.39%	60	1.39%
Kanye WEST Michelle TIDBALL	IND	0	0.00%	0	0.00%	10	0.23%	10	0.23%
Brock PIERCE Karla BALLARD	IND	0	0.00%	0	0.00%	10	0.23%	10	0.23%
BODDIE, President R19/STONEHAM, Eric C. (W)		0	0.00%	0	0.00%	0	0.00%	0	0.00%
CARROLL, Brian/ PATAL, Amar (W)		0	0.00%	0	0.00%	0	0.00%	0	0.00%
CHARLES, Mark/ WALLACE, Adrian (W)		0	0.00%	0	0.00%	0	0.00%	0	0.00%
HAWKINS, Howie/ WALKER, Angela (W)		0	0.00%	0	0.00%	1	0.02%	1	0.02%
HOEFLING, Tom/ PRIOR, Andy (W)		0	0.00%	0	0.00%	0	0.00%	0	0.00%
HOWARD, Shawn/ HOWARD, Alyssa (W)		0	0.00%	0	0.00%	0	0.00%	0	0.00%
LA RIVA, Gloria, FREEMAN, Sunil (W)		0	0.00%	0	0.00%	0	0.00%	0	0.00%
SIMMONS, Jade/ ROZE, Claudelian J (W)		0	0.00%	0	0.00%	0	0.00%	0	0.00%
SIMMONS, Mary Ruth Caro/ DOW, Sherri (W)		0	0.00%	0	0.00%	0	0.00%	0	0.00%
STEVENS, Timothy Allen/ FLETCHER, Susan Congleton (W)		0	0.00%	0	0.00%	0	0.00%	0	0.00%
WELLS, Kasey/ WELLS, Rachel (W)		0	0.00%	0	0.00%	0	0.00%	0	0.00%
Cast Votes:		0	0.00%	0	0.00%	4,320	100.00%	4,320	100.00%
Undervotes:		0		0		8		8	
Overvotes:		0		0		1		1	

OFFICIAL BALLOT FOR TRIMBLE COUNTY

Ballots Cast

4,329

11/3/2020

Page 2

Run Time: 2:44 PM
Run Date: 11/06/2020

UNITED STATES SENATOR - (Vote for One)

Choice	Party	Absentee Voting		Early Voting		Election Day Voting		Total	
Mitch McCONNELL	REP	0	0.00%	0	0.00%	2,889	67.15%	2,889	67.15%
Amy McGRATH	DEM	0	0.00%	0	0.00%	1,183	27.50%	1,183	27.50%
Brad BARRON	LIB	0	0.00%	0	0.00%	230	5.35%	230	5.35%
COBBLE, Daniel (W)		0	0.00%	0	0.00%	0	0.00%	0	0.00%
FITZPATRICK, Harold H (W)		0	0.00%	0	0.00%	0	0.00%	0	0.00%
FRANGEDAKIS, Paul John (W)		0	0.00%	0	0.00%	0	0.00%	0	0.00%
TEEGARDEN, Randall Lee (W)		0	0.00%	0	0.00%	0	0.00%	0	0.00%
WYSINGER, Demetra (W)		0	0.00%	0	0.00%	0	0.00%	0	0.00%
Cast Votes:		0	0.00%	0	0.00%	4,302	100.00%	4,302	100.00%
Undervotes:		0		0		24		24	
Overvotes:		0		0		3		3	

UNITED STATES REPRESENTATIVE in CONGRESS 4th Congressional District - (Vote for One)

Choice	Party	Absentee Voting		Early Voting		Election Day Voting		Total	
Thomas MASSIE	REP	0	0.00%	0	0.00%	3,151	74.69%	3,151	74.69%
Alexandra OWENSBY	DEM	0	0.00%	0	0.00%	1,068	25.31%	1,068	25.31%
Cast Votes:		0	0.00%	0	0.00%	4,219	100.00%	4,219	100.00%
Undervotes:		0		0		109		109	
Overvotes:		0		0		1		1	

STATE REPRESENTATIVE 47th Representative District - (Vote for One)

Choice	Party	Absentee Voting		Early Voting		Election Day Voting		Total	
Felicia RABOURN	REP	0	0.00%	0	0.00%	2,631	61.52%	2,631	61.52%
Jack COUCH	DEM	0	0.00%	0	0.00%	1,646	38.48%	1,646	38.48%
Cast Votes:		0	0.00%	0	0.00%	4,277	100.00%	4,277	100.00%
Undervotes:		0		0		51		51	
Overvotes:		0		0		1		1	

COUNTY SURVEYOR (Unexpired Term) - (Vote for One)

Choice	Party	Absentee Voting		Early Voting		Election Day Voting		Total	
		0	0.00%	0	0.00%	0	0.00%	0	0.00%
Cast Votes:		0	0.00%	0	0.00%	0	0.00%	0	0.00%
Undervotes:		0		0		4,329		4,329	
Overvotes:		0		0		0		0	

OFFICIAL BALLOT FOR TRIMBLE COUNTY

11/3/2020

Page 3

Run Time 3:41 PM
Run Date 11/03/2020

Ballots Cast 74329

SOIL and WATER CONSERVATION DISTRICT SUPERVISORS - (Vote for Four)

Choice	Party	Absentee Voting		Early Voting		Election Day Voting		Total	
Greg HEVELINE		0	0.00%	0	0.00%	2,028	55.46%	2,028	55.46%
Zachary C. ELLIS		0	0.00%	0	0.00%	1,612	44.08%	1,612	44.08%
WEBB, Tommy (W)		0	0.00%	0	0.00%	17	0.46%	17	0.46%
Cast Votes:		0	0.00%	0	0.00%	3,657	100.00%	3,657	100.00%
Undervotes:		0		0		13,659		13,659	
Overvotes:		0		0		0		0	

MEMBER BOARD of EDUCATION 1st Educational District - (Vote for One)

Choice	Party	Absentee Voting		Early Voting		Election Day Voting		Total	
Suzy SACHLEBEN-TURNER		0	0.00%	0	0.00%	731	100.00%	731	100.00%
Cast Votes:		0	0.00%	0	0.00%	731	100.00%	731	100.00%
Undervotes:		0		0		369		369	
Overvotes:		0		0		1		1	

MEMBER BOARD of EDUCATION 4th Educational District - (Vote for One)

Choice	Party	Absentee Voting		Early Voting		Election Day Voting		Total	
Billy SPEGAL		0	0.00%	0	0.00%	391	94.44%	391	94.44%
HARPER, Mckenzie (W)		0	0.00%	0	0.00%	23	5.56%	23	5.56%
Cast Votes:		0	0.00%	0	0.00%	414	100.00%	414	100.00%
Undervotes:		0		0		421		421	
Overvotes:		0		0		0		0	

MEMBER BOARD of EDUCATION 5th Educational District - (Vote for One)

Choice	Party	Absentee Voting		Early Voting		Election Day Voting		Total	
Jennifer APONTE		0	0.00%	0	0.00%	563	100.00%	563	100.00%
Cast Votes:		0	0.00%	0	0.00%	563	100.00%	563	100.00%
Undervotes:		0		0		402		402	
Overvotes:		0		0		0		0	

OFFICIAL BALLOT FOR TRIMBLE COUNTY

Ballots Cast

4829

11/3/2020

Page 4

Run Time: 3:44 PM
Run Date: 11/03/2020

CITY COMMISSIONERS City of Bedford - (Vote for up to Four)

Choice	Party	Absentee Voting		Early Voting		Election Day Voting		Total	
Gary "Newt" JOHNSON		0	0.00%	0	0.00%	94	19.79%	94	19.79%
Mike WRIGHT		0	0.00%	0	0.00%	118	24.84%	118	24.84%
William "Big Will" McCOY		0	0.00%	0	0.00%	99	20.84%	99	20.84%
Travis PRICE		0	0.00%	0	0.00%	49	10.32%	49	10.32%
Angie ROBINSON		0	0.00%	0	0.00%	61	12.84%	61	12.84%
Thomas R. EDWARDS		0	0.00%	0	0.00%	54	11.37%	54	11.37%
Cast Votes:		0	0.00%	0	0.00%	475	100.00%	475	100.00%
Undervotes:		0		0		461		461	
Overvotes:		0		0		0		0	

CITY COMMISSIONERS City of Milton - (Vote for up to Four)


Choice	Party	Absentee Voting		Early Voting		Election Day Voting		Total	
Tyler "T-Dog" REED		0	0.00%	0	0.00%	99	19.64%	99	19.64%
Troy E. ALEXANDER		0	0.00%	0	0.00%	151	29.96%	151	29.96%
Jerry HARMON		0	0.00%	0	0.00%	129	25.60%	129	25.60%
Lynn Jones COMEAUX		0	0.00%	0	0.00%	119	23.61%	119	23.61%
MYERS, Joshua D (W)		0	0.00%	0	0.00%	6	1.19%	6	1.19%
Cast Votes:		0	0.00%	0	0.00%	504	100.00%	504	100.00%
Undervotes:		0		0		720		720	
Overvotes:		0		0		0		0	

CONSTITUTIONAL AMENDMENT 1

Choice	Party	Absentee Voting		Early Voting		Election Day Voting		Total	
YES		0	0.00%	0	0.00%	2,374	62.44%	2,374	62.44%
NO		0	0.00%	0	0.00%	1,428	37.56%	1,428	37.56%
Cast Votes:		0	0.00%	0	0.00%	3,802	100.00%	3,802	100.00%
Undervotes:		0		0		518		518	
Overvotes:		0		0		9		9	

CONSTITUTIONAL AMENDMENT 2

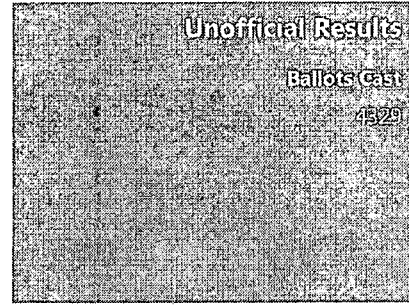
Choice	Party	Absentee Voting		Early Voting		Election Day Voting		Total	
YES		0	0.00%	0	0.00%	1,180	30.70%	1,180	30.70%
NO		0	0.00%	0	0.00%	2,664	69.30%	2,664	69.30%
Cast Votes:		0	0.00%	0	0.00%	3,844	100.00%	3,844	100.00%
Undervotes:		0		0		479		479	
Overvotes:		0		0		6		6	



GENERAL ELECTION HELD ON
OFFICIAL BALLOT FOR TRIMBLE COUNTY

11/3/2020

Page 5



*** End of report ***

Precinct Results Report

Run Time: 2:45 PM
Run Date: 11/03/2020

GENERAL ELECTION HELD ON

OFFICIAL BALLOT FOR TRIMBLE COUNTY

Unofficial Results

Ballots Cast: 4,329

11/3/2020

Page 1

BALLOT 4,329 ballots cast

STRAIGHT PARTY

Choice	Party	Absentee Voting		Early Voting		Election Day Voting		Total	
Republican Party	REP	0	0.00%	0	0.00%	1,561	71.21%	1,561	71.21%
Democratic Party	DEM	0	0.00%	0	0.00%	589	26.87%	589	26.87%
Libertarian Party	LIB	0	0.00%	0	0.00%	42	1.92%	42	1.92%
Cast Votes:		0	0.00%	0	0.00%	2,192	100.00%	2,192	100.00%
Undervotes:		0		0		2,136		2,136	
Overvotes:		0		0		1		1	

PRESIDENT and VICE PRESIDENT of the UNITED STATES - (Vote for One)

Choice	Party	Absentee Voting		Early Voting		Election Day Voting		Total	
Donald J. TRUMP Michael R. PENCE	REP	0	0.00%	0	0.00%	3,227	74.70%	3,227	74.70%
Joseph R. BIDEN Kamala D. HARRIS	DEM	0	0.00%	0	0.00%	1,012	23.43%	1,012	23.43%
Jo JORGENSEN Jeremy "Spike" COHEN	LIB	0	0.00%	0	0.00%	60	1.39%	60	1.39%
Kanye WEST Michelle TIDBALL	IND	0	0.00%	0	0.00%	10	0.23%	10	0.23%
Brock PIERCE Karla BALLARD	IND	0	0.00%	0	0.00%	10	0.23%	10	0.23%
BODDIE, President R19/STONEHAM, Eric C. (W)		0	0.00%	0	0.00%	0	0.00%	0	0.00%
CARROLL, Brian/ PATAL, Amar (W)		0	0.00%	0	0.00%	0	0.00%	0	0.00%
CHARLES, Mark/ WALLACE, Adrian (W)		0	0.00%	0	0.00%	0	0.00%	0	0.00%
HAWKINS, Howie/ WALKER, Angela (W)		0	0.00%	0	0.00%	1	0.02%	1	0.02%
HOEFLING, Tom/ PRIOR, Andy (W)		0	0.00%	0	0.00%	0	0.00%	0	0.00%
HOWARD, Shawn/ HOWARD, Alyssa (W)		0	0.00%	0	0.00%	0	0.00%	0	0.00%
LA RIVA, Gloria, FREEMAN, Sunil (W)		0	0.00%	0	0.00%	0	0.00%	0	0.00%
SIMMONS, Jade/ ROZE, Claudelian J (W)		0	0.00%	0	0.00%	0	0.00%	0	0.00%
SIMMONS, Mary Ruth Caro/ DOW, Sherri (W)		0	0.00%	0	0.00%	0	0.00%	0	0.00%
STEVENS, Timothy Allen/ FLETCHER, Susan Congleton (W)		0	0.00%	0	0.00%	0	0.00%	0	0.00%
WELLS, Kasey/ WELLS, Rachel (W)		0	0.00%	0	0.00%	0	0.00%	0	0.00%
Cast Votes:		0	0.00%	0	0.00%	4,320	100.00%	4,320	100.00%
Undervotes:		0		0		8		8	
Overvotes:		0		0		1		1	

OFFICIAL BALLOT FOR TRIMBLE COUNTY

11/3/2020

Page 2

Run Time 3:45 PM
Run Date 11/06/2020

BALLOT

4,329 ballots cast

UNITED STATES SENATOR - (Vote for One)

Choice	Party	Absentee Voting		Early Voting		Election Day Voting		Total	
Mitch McCONNELL	REP	0	0.00%	0	0.00%	2,889	67.15%	2,889	67.15%
Amy McGRATH	DEM	0	0.00%	0	0.00%	1,183	27.50%	1,183	27.50%
Brad BARRON	LIB	0	0.00%	0	0.00%	230	5.35%	230	5.35%
COBBLE, Daniel (W)		0	0.00%	0	0.00%	0	0.00%	0	0.00%
FITZPATRICK, Harold H (W)		0	0.00%	0	0.00%	0	0.00%	0	0.00%
FRANGEDAKIS, Paul John (W)		0	0.00%	0	0.00%	0	0.00%	0	0.00%
TEEGARDEN, Randall Lee (W)		0	0.00%	0	0.00%	0	0.00%	0	0.00%
WYSINGER, Demetra (W)		0	0.00%	0	0.00%	0	0.00%	0	0.00%
Cast Votes:		0	0.00%	0	0.00%	4,302	100.00%	4,302	100.00%
Undervotes:		0		0		24		24	
Overvotes:		0		0		3		3	

UNITED STATES REPRESENTATIVE in CONGRESS 4th Congressional District - (Vote for One)

Choice	Party	Absentee Voting		Early Voting		Election Day Voting		Total	
Thomas MASSIE	REP	0	0.00%	0	0.00%	3,151	74.69%	3,151	74.69%
Alexandra OWENSBY	DEM	0	0.00%	0	0.00%	1,068	25.31%	1,068	25.31%
Cast Votes:		0	0.00%	0	0.00%	4,219	100.00%	4,219	100.00%
Undervotes:		0		0		109		109	
Overvotes:		0		0		1		1	

STATE REPRESENTATIVE 47th Representative District - (Vote for One)

Choice	Party	Absentee Voting		Early Voting		Election Day Voting		Total	
Felicia RABOURN	REP	0	0.00%	0	0.00%	2,631	61.52%	2,631	61.52%
Jack COUCH	DEM	0	0.00%	0	0.00%	1,646	38.48%	1,646	38.48%
Cast Votes:		0	0.00%	0	0.00%	4,277	100.00%	4,277	100.00%
Undervotes:		0		0		51		51	
Overvotes:		0		0		1		1	

GENERAL ELECTION HELD ON

OFFICIAL BALLOT FOR TRIMBLE COUNTY

11/3/2020

Page 3

Run Time 3:45 PM
Run Date 11/06/2020

BALLOT

4,329 ballots cast

COUNTY SURVEYOR (Unexpired Term) - (Vote for One)

Choice	Party	Absentee Voting		Early Voting		Election Day Voting		Total	
		0	0.00%	0	0.00%	0	0.00%	0	0.00%
	Cast Votes:	0	0.00%	0	0.00%	0	0.00%	0	0.00%
	Undervotes:	0		0		4,329		4,329	
	Overvotes:	0		0		0		0	

SOIL and WATER CONSERVATION DISTRICT SUPERVISORS - (Vote for Four)

Choice	Party	Absentee Voting		Early Voting		Election Day Voting		Total	
Greg HEVELINE		0	0.00%	0	0.00%	2,028	55.46%	2,028	55.46%
Zachary C. ELLIS		0	0.00%	0	0.00%	1,612	44.08%	1,612	44.08%
WEBB, Tommy (W)		0	0.00%	0	0.00%	17	0.46%	17	0.46%
	Cast Votes:	0	0.00%	0	0.00%	3,657	100.00%	3,657	100.00%
	Undervotes:	0		0		13,659		13,659	
	Overvotes:	0		0		0		0	

MEMBER BOARD of EDUCATION 1st Educational District - (Vote for One)

Choice	Party	Absentee Voting		Early Voting		Election Day Voting		Total	
Suzy SACHLEBEN-TURNER		0	0.00%	0	0.00%	731	100.00%	731	100.00%
	Cast Votes:	0	0.00%	0	0.00%	731	100.00%	731	100.00%
	Undervotes:	0		0		369		369	
	Overvotes:	0		0		1		1	

MEMBER BOARD of EDUCATION 4th Educational District - (Vote for One)

Choice	Party	Absentee Voting		Early Voting		Election Day Voting		Total	
Billy SPEGAL		0	0.00%	0	0.00%	391	94.44%	391	94.44%
HARPER, Mckenzie (W)		0	0.00%	0	0.00%	23	5.56%	23	5.56%
	Cast Votes:	0	0.00%	0	0.00%	414	100.00%	414	100.00%
	Undervotes:	0		0		421		421	
	Overvotes:	0		0		0		0	

OFFICIAL BALLOT FOR TRIMBLE COUNTY

11/3/2020

Page 4

Run Time 3:45 PM
Run Date 11/03/2020

BALLOT

4329 ballots cast

MEMBER BOARD of EDUCATION 5th Educational District - (Vote for One)

Choice	Party	Absentee Voting		Early Voting		Election Day Voting		Total	
Jennifer APONTE		0	0.00%	0	0.00%	563	100.00%	563	100.00%
Cast Votes:		0	0.00%	0	0.00%	563	100.00%	563	100.00%
Undervotes:		0		0		402		402	
Overvotes:		0		0		0		0	

CITY COMMISSIONERS City of Bedford - (Vote for up to Four)

Choice	Party	Absentee Voting		Early Voting		Election Day Voting		Total	
Gary "Newt" JOHNSON		0	0.00%	0	0.00%	94	19.79%	94	19.79%
Mike WRIGHT		0	0.00%	0	0.00%	118	24.84%	118	24.84%
William "Big Will" McCOY		0	0.00%	0	0.00%	99	20.84%	99	20.84%
Travis PRICE		0	0.00%	0	0.00%	49	10.32%	49	10.32%
Angie ROBINSON		0	0.00%	0	0.00%	61	12.84%	61	12.84%
Thomas R. EDWARDS		0	0.00%	0	0.00%	54	11.37%	54	11.37%
Cast Votes:		0	0.00%	0	0.00%	475	100.00%	475	100.00%
Undervotes:		0		0		461		461	
Overvotes:		0		0		0		0	

CITY COMMISSIONERS City of Milton - (Vote for up Four)

Choice	Party	Absentee Voting		Early Voting		Election Day Voting		Total	
Tyler "T-Dog" REED		0	0.00%	0	0.00%	99	19.64%	99	19.64%
Troy E. ALEXANDER		0	0.00%	0	0.00%	151	29.96%	151	29.96%
Jerry HARMON		0	0.00%	0	0.00%	129	25.60%	129	25.60%
Lynn Jones COMEAUX		0	0.00%	0	0.00%	119	23.61%	119	23.61%
MYERS, Joshua D (W)		0	0.00%	0	0.00%	6	1.19%	6	1.19%
Cast Votes:		0	0.00%	0	0.00%	504	100.00%	504	100.00%
Undervotes:		0		0		720		720	
Overvotes:		0		0		0		0	

GENERAL ELECTION HELD ON

OFFICIAL BALLOT FOR TRIMBLE COUNTY

11/3/2020

Page 5

Run Time 3:45 PM
Run Date 11/06/2020

BALLOT

4,329 ballots cast

CONSTITUTIONAL AMENDMENT 1

Choice	Party	Absentee Voting		Early Voting		Election Day Voting		Total	
YES		0	0.00%	0	0.00%	2,374	62.44%	2,374	62.44%
NO		0	0.00%	0	0.00%	1,428	37.56%	1,428	37.56%
Cast Votes:		0	0.00%	0	0.00%	3,802	100.00%	3,802	100.00%
Undervotes:		0		0		518		518	
Overvotes:		0		0		9		9	

CONSTITUTIONAL AMENDMENT 2

Choice	Party	Absentee Voting		Early Voting		Election Day Voting		Total	
YES		0	0.00%	0	0.00%	1,180	30.70%	1,180	30.70%
NO		0	0.00%	0	0.00%	2,664	69.30%	2,664	69.30%
Cast Votes:		0	0.00%	0	0.00%	3,844	100.00%	3,844	100.00%
Undervotes:		0		0		479		479	
Overvotes:		0		0		6		6	

*** End of report ***

Precincts Reporting

GENERAL ELECTION HELD ON

Unofficial results

Ballots Cast
4329

OFFICIAL BALLOT FOR TRIMBLE COUNTY

Run Time 3:25 PM
Run Date 11/3/2020

11/3/2020

Page 1 of 1

Precinct Split Name	Reporting Status	Registered Voters	Total Ballots	Turnout %	Provisionals Included	Provisionals Excluded
BALLOT - 00P	Reporting	0	0	0.00 %	0	0
BALLOT - 001	Reporting	0	862	0.00 %	0	0
BALLOT - 002	Reporting	0	239	0.00 %	0	0
BALLOT - 003	Reporting	0	1250	0.00 %	0	0
BALLOT - 004	Reporting	0	111	0.00 %	0	0
BALLOT - 005	Reporting	0	863	0.00 %	0	0
BALLOT - 006	Reporting	0	814	0.00 %	0	0
BALLOT - 007	Reporting	0	21	0.00 %	0	0
BALLOT - 008	Reporting	0	67	0.00 %	0	0
BALLOT - 009	Reporting	0	102	0.00 %	0	0



Precinct Splits Reporting: 10
Precinct Splits Not Reporting: 0
Total Ballots: 4329

GENERAL ELECTION HELD ON

OFFICIAL BALLOT FOR TRIMBLE COUNTY

11/3/2020

Page 1 of 1



Device Serial	Date Read	Status	Rejection Reason	Total Ballots	Device Type	Device Data ID
---------------	-----------	--------	------------------	---------------	-------------	----------------

Polling Place: TRIMBLE COUNTY

Voting Type: Election Day Voting

S1600303001	11/03/2020 19:08:28	Tabulated		79	Scan	24HE4,9-Y;CQ0@1#@0I{-3
S1600298501	11/03/2020 19:07:48	Tabulated		162	Scan	61H+AM9&`^NR-CO'NIWZ41
W1600260201	11/03/2020 19:07:12	Tabulated		0	Touch Writer	8'DT9X!5-@&=YI),U,8'Z_
S1600304601	11/03/2020 19:09:00	Tabulated		186	Scan	BK5DW%:,QFKNZ\$%_O2ZV%{
S1600306501	11/03/2020 19:08:01	Tabulated		240	Scan	BPO&T3,1%LU5'2!&GJC[,
S1600301601	11/03/2020 19:07:31	Tabulated		198	Scan	F[6WFO@'~O\$H95]^0RMPOX
S1600301301	11/03/2020 19:08:50	Tabulated		17	Scan	H8QYWH\$Y;[RGU40FHS0YK
W1700688604	11/03/2020 19:09:26	Tabulated		0	Touch Writer	HJW^]COEM5]D\$8GE@TSA1L
W1600271801	11/03/2020 19:08:16	Tabulated		0	Touch Writer	I_QRV-EP,&HM_GL3)V)\$L@
S1600302401	11/03/2020 19:09:13	Tabulated		2433	Scan	M03(^F1){S,-];@9(1HX@S
S1600299301	11/03/2020 19:08:40	Tabulated		328	Scan	P\$@([8'14Q~MAA8O~G[7=
S1600299401	11/06/2020 15:44:17	Tabulated		1	Scan	TLD7R\$T0+^#U[-1=#6E(~'
S1600298401	11/03/2020 19:09:38	Tabulated		685	Scan	U9U2S00S_D6;{&FK5T7^\$&

Total vDrives read: 13

Total ballots read: 4329

Total number of vDrives read: 13

Total number of ballots read: 4329