

GENERAL ELECTION
OWEN COUNTY - 4th. CONG. DIST.
RECAPITULATION SHEET
November 06, 2018

	ABSENTEE			NEW LIBERTY			BROMLEY			JONESVILLE			NORTH OWENTON			SOUTH OWENTON			OWENTON			NEW COLUMBUS			HESLER			LUSBY'S MILL			MONTEREY			
	Mail-In	Walk-In	Total	eSlate	eScan	Total	eSlate	eScan	Total	eSlate	eScan	Total	eSlate	eScan	Total	eSlate	eScan	Total	eSlate	eScan	Total	eSlate	eScan	Total	eSlate	eScan	Total	eSlate	eScan	Total				
STRAIGHT PARTY																																		
Republican Party																																		
Democratic Party																																		
U.S. REP. in Cong. - 4th Cong. Dist.																																		
Thomas MASSIE	30	100	130	66	57	123	124	85	209	37	44	81	181	123	304	233	119	352	193	79	272	152	117	269	109	64	173	192	49	241	132	104	236	
Seth HALL	33	58	91	23	22	45	33	27	60	6	11	17	63	47	110	106	54	160	99	27	126	32	40	72	53	23	76	58	19	77	98	51	149	
Mike MOFFETT	4	4	8	6	2	8	5	6	11	1	3	4	7	3	10	14	3	17	11	6	17	4	3	7	6	2	8	8	3	11	6	5	11	
STATE REP. 62nd Rep. Dist.																																		
Phillip R. PRATT	29	77	106	61	46	107	122	76	198	33	42	75	141	97	238	195	86	281	163	63	226	148	115	263	96	47	143	168	37	205	107	82	189	
Jennifer URIE	43	89	132	41	37	78	46	42	88	12	16	28	119	79	198	181	96	277	165	57	222	45	47	92	81	44	125	96	32	128	147	79	226	
COMMONWEALTH'S ATTORNEY 15th Jud. Cir.																																		
James M. CRAWFORD	60	116	176	75	62	137	95	80	175	25	37	62	188	124	312	287	140	427	236	88	324	102	101	203	124	61	185	149	53	202	178	114	292	
CIRCUIT CLERK																																		
Margaret FORSEE	59	126	185	79	63	142	101	86	187	28	38	66	261	138	399	295	143	438	254	92	346	164	103	267	126	66	192	168	55	223	194	129	323	
PROPERTY VALUATION ADMINISTRATOR																																		
Blake ROBERTSON	49	123	172	75	74	149	136	107	243	41	49	90	262	145	407	306	150	456	262	108	370	160	143	303	138	77	215	209	57	266	170	127	297	
COUNTY JUDGE/EXECUTIVE																																		
Veronica GAYLE	23	75	98	61	47	108	113	72	185	34	33	67	121	72	193	152	76	228	150	75	225	120	95	215	79	43	122	148	35	183	124	59	183	
Casey ELLIS	48	95	143	42	37	79	58	47	105	12	25	37	147	102	249	228	107	335	186	48	234	75	70	145	100	48	148	115	38	153	133	102	235	
COUNTY ATTORNEY																																		
Josh M. SMITH	59	128	187	72	65	137	96	83	179	25	40	65	188	129	317	287	139	426	245	94	339	101	103	204	130	62	192	168	54	222	191	125	316	
COUNTY CLERK																																		
Laurel P. STIVERS	63	149	212	78	69	147	101	85	186	25	40	65	196	142	338	365	152	517	264	107	371	104	117	221	135	71	206	178	57	235	201	137	338	
SHERIFF																																		
Mark BESS	28	76	104	42	55	97	98	63	161	35	37	72	148	118	266	212	103	315	156	69	225	101	88	189	79	56	135	144	47	201	97	76	173	
Horace "Doug" WEST	38	91	129	56	25	81	63	44	107	10	21	31	120	57	177	159	69	228	175	45	220	92	73	165	93	37	130	106	26	132	155	77	232	
Kristopher A. LANG	6	3	9	4	4	8	6	11	17	1	0	1	2	1	3	10	9	19	7	6	13	7	4	11	11	1	12	6	0	6	4	7	11	
JAILER																																		
Cindy Bruce WALKER	57	136	193	77	67	144	94	87	181	25	40	65	191	139	330	295	147	442	260	102	362	104	111	215	128	66	194	172	52	224	193	131	324	
CORONER																																		
Mark W. GARNETT	60	134	194	74	67	141	96	84	180	24	41	65	196	142	338	294	145	439	268	103	371	107	109	216	132	71	203	174	54	228	198	126	324	
COUNTY SURVEYOR																																		
Write In																																		
MAGISTRATE - 1st Magisterial District																																		
Todd M. SPURGEON	12	26	38	70	60	130	90	80	170	25	36	61	183	129	312																			

GENERAL ELECTION
OWEN COUNTY - 4th. CONG. DIST.
RECAPITULATION SHEET
November 06, 2018

	ABSENTEE			NEW LIBERTY			BROMLEY			JONESVILLE			NORTH OWENTON			SOUTH OWENTON			OWENTON			NEW COLUMBUS			HESLER			LUSBY'S MILL			MONTEREY		
	Mail-In	Walk-In	Total	eSlate	eScan	Total	eSlate	eScan	Total	eSlate	eScan	Total	eSlate	eScan	Total	eSlate	eScan	Total	eSlate	eScan	Total	eSlate	eScan	Total	eSlate	eScan	Total	eSlate	eScan	Total			
CONSTABLE - 1st Magisterial District																																	
Bryan ROACH	7	11	18	33	41	74	96	74	170	26	36	56	102	74	176																		
Allen CAMMACK	4	19	23	52	39	91	57	41	98	19	27	46	131	90	221																		
MAGISTRATE - 2nd Magisterial District																																	
Stuart BOWLING	22	34	56										284	139	423	241	91	332															
CONSTABLE - 2nd Magisterial District																																	
Brett COLSTON	7	18	25										129	66	195	120	59	179															
Brian D. RIDDLE	19	25	44										275	113	388	184	56	240															
MAGISTRATE - 3rd Magisterial District																																	
Wayne "Frog" HARRIS	6	23	29																130	101	231	114	61	175	194	43	237						
Teresa Kemper DAVIS	10	19	29																65	64	129	67	32	99	71	28	99						
CONSTABLE - 3rd Magisterial District																																	
Robert L. RISCH	11	30	41																98	104	202	118	64	182	157	52	209						
MAGISTRATE - 4th Magisterial District																																	
Chad ROSE	2	26	28																										90	65	155		
Joel GRUGIN	11	24	35																									168	95	263			
CONSTABLE - 4th Magisterial District																																	
Larry HOUSE	12	33	45																										192	128	320		
DIST. JUD. 15th Jud. Dist. - 1st Div.																																	
Elizabeth A. CHANDLER	51	115	166	72	66	138	89	81	170	28	40	68	170	126	296	275	136	411	233	93	326	96	105	201	112	59	171	154	50	204	159	120	279
DIST. JUD. 15th Jud. Dist. - 2nd Div.																																	
Thomas M. FUNK	42	107	149	66	66	132	81	80	161	25	40	65	152	125	277	252	129	381	209	88	297	93	101	194	103	56	159	150	50	200	149	111	260
MEM. BD. of ED. - 2nd Edu. Dist.																																	
Cara STEWART	5	22	27																											152	116	268	
MEM. BD. of ED. - 5th Edu. Dist.																																	
Neese CHILTON	8	10	18	67	67	134	84	78	162																								
MAYOR City of Gratz																																	
Larry D. GOODRICH	0	0	0																														
CITY COMMISSIONERS City of Gratz																																	
David SMITH	0	0	0																														
John SMITH	0	0	0																														
Larry SMITH	0	0	0																														

GENERAL ELECTION
OWEN COUNTY - 4th. CONG. DIST.
RECAPITULATION SHEET
November 06, 2018

	ABSENTEE			NEW LIBERTY			BROMLEY			JONESVILLE			NORTH OWENTON			SOUTH OWENTON			OWENTON			NEW COLUMBUS			HESLER			LUSBY'S MILL			MONTEREY			
	Mail-In	Walk-In	Total	eSlate	eScan	Total	eSlate	eScan	Total	eSlate	eScan	Total	eSlate	eScan	Total	eSlate	eScan	Total	eSlate	eScan	Total	eSlate	eScan	Total	eSlate	eScan	Total	eSlate	eScan	Total				
MAYOR City of Monterey																																		
Joe MANYPENNY	0	0	0																												16	14	30	
CITY COUNCIL City of Monterey																																		
Dennis "Landslide" ATHA	1	0	1																												13	10	23	
Billy MERINGER	0	0	0																												16	13	29	
Charlie SIMMONS	0	0	0																												14	12	26	
Katessa Michelle HOPKINS	0	0	0																												22	14	37	
Kathi TRUE	1	0	1																												17	12	30	
Charles Gregory TRUE	1	0	1																															
MAYOR City of Owenton																																		
Adam GAINES	14	16	30													235	92	327																357
CITY COUNCIL City of Owenton																																		
Patty Sue MILLER	19	12	31													161	55	216																247
Kaylan VANNARSDALL	2	10	12													175	70	245																257
Jill DUNAVENT	15	15	30													208	86	294																324
Larry Dale PERRY	19	11	30													173	63	236																266
Stephen D. CLIFFORD	2	5	7													69	26	95																102
Clark ROBERTS	14	14	28													186	74	260																288
Robert L. OSBORNE	12	10	22													157	69	226																248
Justin B. SPENCER	6	2	8													106	48	154																162
Jimmy MARSTON	15	11	26													206	70	276																302
MAYOR City of Sparta																																		
Sidney GULLION	0	0	0				4	2	6																									6
CITY COMMISSIONERS City of Sparta																																		
Dale SAMUEL	0	0	0				4	1	5																									5
Bill DUNAVENT	0	0	0				4	1	5																									5
Bonnie S. BOND	0	0	0				5	1	6																									6
Chad William DUNAVENT	0	0	0				4	2	6																									6
CONSTITUTIONAL AMENDMENT																																		
YES	47	118	165	53	34	87	82	61	143	26	27	53	106	66	172	153	85	238	178	58	236	102	65	167	96	43	139	131	33	164	138	80	218	
NO	8	23	31	30	43	73	51	39	90	14	26	40	110	87	197	182	82	264	96	55	151	68	74	142	62	36	98	105	26	131	85	65	150	
QUESTION																																		
YES	0	0	0																												13	5	18	
NO	2	0	2																												11	10	21	

GENERAL ELECTION
OWEN COUNTY - 4th. CONG. DIST.
RECAPITULATION SHEET
November 06, 2018


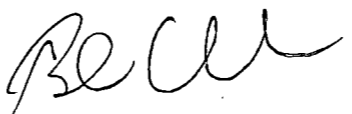
	GRATZ			WHEATLEY			GRAND TOTAL
	eSlate	eScan	Total	eSlate	eScan	Total	
STRAIGHT PARTY							
Republican Party							
Democratic Party							
U.S. REP. in Cong. - 4th Cong. Dist.							
Thomas MASSIE	147	80	227	109	58	167	2104
Seth HALL	69	37	106	62	17	79	1168
Mike MOFFETT	6	4	10	6	4	10	132
STATE REP. 62nd Rep. Dist.							
Phillip R. PRATT	124	65	189	104	52	156	2371
Jennifer URIE	100	58	158	75	27	102	1854
COMMONWEALTH'S ATTORNEY 15th Jud. Cir.							
James M. CRAWFORD	136	90	246	137	55	192	2943
CIRCUIT CLERK							
Margaret FORSEE	134	95	249	139	57	196	3093
PROPERTY VALUATION ADMINISTRATOR							
Blake ROBERTSON	173	97	270	134	68	202	3380
COUNTY JUDGE/EXECUTIVE							
Veronica GAYLE	132	58	190	84	44	128	2125
Casey ELLIS	97	65	162	94	36	130	2155
COUNTY ATTORNEY							
Josh M. SMITH	152	89	241	133	57	190	3015
COUNTY CLERK							
Laurel P. STIVERS	166	94	260	137	61	198	3234
SHERIFF							
Mark BESS	110	60	170	90	45	135	2243
Horace "Doug" WEST	115	60	175	83	33	116	1923
Kristopher A. LANG	5	2	7	7	2	9	126
JAILER							
Cindy Bruce WALKER	163	92	255	137	59	196	3125
CORONER							
Mark W. GARNETT	159	91	250	138	58	196	3145
COUNTY SURVEYOR							
Write In							
MAGISTRATE - 1st Magisterial District							
Todd M. SPURGEON							711

GENERAL ELECTION
 OWEN COUNTY - 4th. CONG. DIST.
 RECAPITULATION SHEET
 November 06, 2018

	GRATZ			WHEATLEY			GRAND TOTAL
	eSlate	eScan	Total	eSlate	eScan	Total	
CONSTABLE - 1st Magisterial District							
Bryan ROACH							494
Allen CAMMACK							479
MAGISTRATE - 2nd Magisterial District							
Stuart BOWLING							811
CONSTABLE - 2nd Magisterial District							
Brett COLSTON							399
Brian D. RIDDLE							622
MAGISTRATE - 3rd Magisterial District							
Wayne "Frog" HARRIS							672
Teresa Kemper DAVIS							356
CONSTABLE - 3rd Magisterial District							
Robert L. RISCH							634
MAGISTRATE - 4th Magisterial District							
Chad ROSE	141	167	308	98	56	154	545
Joel GRUGIN	86	56	142	81	24	105	545
CONSTABLE - 4th Magisterial District							
Larry HOUSE	142	90	232	122	54	176	713
DIST. JUD. 15th Jud. Dist. - 1st Div.							
Elizabeth A. CHANDLER	138	85	223	128	58	186	2839
DIST. JUD. 15th Jud. Dist. - 2nd Div.							
Thomas M. FUNK	119	84	203	119	59	178	2656
MEM. BD. of ED. - 2nd Edu. Dist.							
Cara STEWART	133	83	216				511
MEM. BD. of ED. - 5th Edu. Dist.							
Neese CHILTON				130	61	191	505
MAYOR City of Gratz							
Larry D. GOODRICH	19	2	21				21
CITY COMMISSIONERS City of Gratz							
David SMITH	16	1	17				17
John SMITH	12	1	13				13
Larry SMITH	15	1	16				16

GENERAL ELECTION
 OWEN COUNTY - 4th. CONG. DIST.
 RECAPITULATION SHEET
 November 06, 2018

	GRATZ			WHEATLEY			GRAND TOTAL
	eSlate	eScan	Total	eSlate	eScan	Total	
MAYOR City of Monterey							
Joe MANYPENNY							
CITY COUNCIL City of Monterey							
Dennis "Landslide" ATHA							
Billy MERINGER							
Charlie SIMMONS							
Katessa Michelle HOPKINS							
Kathi TRUE							
Charles Gregory TRUE							
MAYOR City of Owenton							
Adam GAINES							
CITY COUNCIL City of Owenton							
Patty Sue MILLER							
Kaylan VANNARSDALL							
Jill DUNAVENT							
Larry Dale PERRY							
Stephen D. CLIFFORD							
Clark ROBERTS							
Robert L. OSBORNE							
Justin B. SPENCER							
Jimmy MARSTON							
MAYOR City of Sparta							
Sidney GULLION							
CITY COMMISSIONERS City of Sparta							
Dale SAMUEL							
Bill DUNAVENT							
Bonnie S. BOND							
Chad William DUNAVENT							
CONSTITUTIONAL AMENDMENT							
YES	108	59	167	100	39	139	2688
NO	85	52	137	54	32	86	1996
QUESTION							
YES							18
NO							23

Laurel P. Stiers

Tom Bledsoe





Owen County Clerk


136 West Bryan
Owenton, Kentucky 40359

Phone (502) 484-2213
Fax (502) 484-1002


The 4th District Magistrate contest which includes the precincts of Monterey, Gratz and Wheatley ended in a tie with both Republican candidate Chad Rose and Democratic candidate Joel Grugin each receiving 545 votes. The Owen County Board of Elections decided to determine the winner of this tie with the toss of a coin on November 15, 2018 at 3:30pm in the upstairs Courtroom of the Old Courthouse. Candidates Chad Rose and Joel Grugin agree that whomever wins the coin flip will be the 4th District Magistrate term to start January 2018. The Board of Elections decided Republican Chad Rose would call the flip since he was listed first on the ballot.




Laurel P. Stivers, Chairman



Chad Rose, Republican



Mike Haines, Democratic Member



Joel Grugin, Democrat



Tom Olds, Republican Member



Brent Caldwell, Sheriff

Cumulative Report — Unofficial

GENERAL ELECTION HELD ON — OFFICIAL BALLOT FOR OWEN COUNTY — November 06, 2018

Total Number of Voters : 4,366 of 0 = 0.00%

Precincts Reporting 13 of 13 = 100.00%

Party	Candidate	Absentee		Early		Election		Total	
STRAIGHT PARTY, Vote For 1									
	Republican Party	0	0.00%	0	0.00%	867	62.24%	867	62.24%
	Democratic Party	0	0.00%	0	0.00%	526	37.76%	526	37.76%
	Cast Votes:	0	0.00%	0	0.00%	1,393	31.91%	1,393	31.91%
	Over Votes:	0	0.00%	0	0.00%	0	0.00%	0	0.00%
	Under Votes:	0	0.00%	0	0.00%	2,973	68.09%	2,973	68.09%
UNITED STATES REPRESENTATIVE in CONGRESS 4th Congressional District, Vote For 1									
REP	Thomas MASSIE	0	0.00%	0	0.00%	2,784	68.17%	2,784	68.17%
DEM	Seth HALL	0	0.00%	0	0.00%	1,168	28.60%	1,168	28.60%
IND	Mike MOFFETT	0	0.00%	0	0.00%	132	3.23%	132	3.23%
	David GOODWIN (W)	0	0.00%	0	0.00%	0	0.00%	0	0.00%
	Cast Votes:	0	0.00%	0	0.00%	4,084	93.54%	4,084	93.54%
	Over Votes:	0	0.00%	0	0.00%	0	0.00%	0	0.00%
	Under Votes:	0	0.00%	0	0.00%	282	6.46%	282	6.46%
STATE REPRESENTATIVE 62nd Representative District, Vote For 1									
REP	Phillip R. PRATT	0	0.00%	0	0.00%	2,376	56.17%	2,376	56.17%
DEM	Jennifer URIE	0	0.00%	0	0.00%	1,854	43.83%	1,854	43.83%
	Cast Votes:	0	0.00%	0	0.00%	4,230	96.89%	4,230	96.89%
	Over Votes:	0	0.00%	0	0.00%	0	0.00%	0	0.00%
	Under Votes:	0	0.00%	0	0.00%	136	3.11%	136	3.11%
COMMONWEALTH'S ATTORNEY 15th Judicial Circuit, Vote For 1									
DEM	James M. CRAWFORD	0	0.00%	0	0.00%	2,943	100.00%	2,943	100.00%
	Cast Votes:	0	0.00%	0	0.00%	2,943	67.41%	2,943	67.41%
	Over Votes:	0	0.00%	0	0.00%	0	0.00%	0	0.00%
	Under Votes:	0	0.00%	0	0.00%	1,423	32.59%	1,423	32.59%
CIRCUIT CLERK, Vote For 1									
DEM	Margaret FORSEE	0	0.00%	0	0.00%	3,093	100.00%	3,093	100.00%
	Cast Votes:	0	0.00%	0	0.00%	3,093	70.84%	3,093	70.84%
	Over Votes:	0	0.00%	0	0.00%	1	0.02%	1	0.02%
	Under Votes:	0	0.00%	0	0.00%	1,272	29.13%	1,272	29.13%

Cumulative Report — Unofficial

GENERAL ELECTION HELD ON — OFFICIAL BALLOT FOR OWEN COUNTY — November 06, 2018

Total Number of Voters : 4,366 of 0 = 0.00%

Precincts Reporting 13 of 13 = 100.00%

Party	Candidate	Absentee		Early		Election		Total	
PROPERTY VALUATION ADMINISTRATOR, Vote For 1									
REP	Blake ROBERTSON	0	0.00%	0	0.00%	3,380	100.00%	3,380	100.00%
	Cast Votes:	0	0.00%	0	0.00%	3,380	77.42%	3,380	77.42%
	Over Votes:	0	0.00%	0	0.00%	1	0.02%	1	0.02%
	Under Votes:	0	0.00%	0	0.00%	985	22.56%	985	22.56%
COUNTY JUDGE/EXECUTIVE, Vote For 1									
REP	Veronica GAYLE	0	0.00%	0	0.00%	2,125	49.65%	2,125	49.65%
DEM	Casey ELLIS	0	0.00%	0	0.00%	2,155	50.35%	2,155	50.35%
	Cast Votes:	0	0.00%	0	0.00%	4,280	98.03%	4,280	98.03%
	Over Votes:	0	0.00%	0	0.00%	1	0.02%	1	0.02%
	Under Votes:	0	0.00%	0	0.00%	85	1.95%	85	1.95%
COUNTY ATTORNEY, Vote For 1									
DEM	Josh M. SMITH	0	0.00%	0	0.00%	3,015	100.00%	3,015	100.00%
	Cast Votes:	0	0.00%	0	0.00%	3,015	69.06%	3,015	69.06%
	Over Votes:	0	0.00%	0	0.00%	0	0.00%	0	0.00%
	Under Votes:	0	0.00%	0	0.00%	1,351	30.94%	1,351	30.94%
COUNTY CLERK, Vote For 1									
DEM	Laurel P. STIVERS	0	0.00%	0	0.00%	3,234	100.00%	3,234	100.00%
	Cast Votes:	0	0.00%	0	0.00%	3,234	74.07%	3,234	74.07%
	Over Votes:	0	0.00%	0	0.00%	0	0.00%	0	0.00%
	Under Votes:	0	0.00%	0	0.00%	1,132	25.93%	1,132	25.93%
SHERIFF, Vote For 1									
REP	Mark BESS	0	0.00%	0	0.00%	2,243	52.26%	2,243	52.26%
DEM	Horace "Doug" WEST	0	0.00%	0	0.00%	1,923	44.80%	1,923	44.80%
IND	Kristopher A. LANG	0	0.00%	0	0.00%	126	2.94%	126	2.94%
	Cast Votes:	0	0.00%	0	0.00%	4,292	98.31%	4,292	98.31%
	Over Votes:	0	0.00%	0	0.00%	2	0.05%	2	0.05%
	Under Votes:	0	0.00%	0	0.00%	72	1.65%	72	1.65%
JAILER, Vote For 1									
DEM	Cindy Bruce WALKER	0	0.00%	0	0.00%	3,125	100.00%	3,125	100.00%
	Cast Votes:	0	0.00%	0	0.00%	3,125	71.58%	3,125	71.58%
	Over Votes:	0	0.00%	0	0.00%	0	0.00%	0	0.00%
	Under Votes:	0	0.00%	0	0.00%	1,241	28.42%	1,241	28.42%

Cumulative Report — Unofficial

GENERAL ELECTION HELD ON — OFFICIAL BALLOT FOR OWEN COUNTY — November 06, 2018

Total Number of Voters : 4,366 of 0 = 0.00%

Precincts Reporting 13 of 13 = 100.00%

Party	Candidate	Absentee		Early		Election		Total	
CORONER, Vote For 1									
DEM	Mark W. GARNETT	0	0.00%	0	0.00%	3,145	100.00%	3,145	100.00%
	Cast Votes:	0	0.00%	0	0.00%	3,145	72.03%	3,145	72.03%
	Over Votes:	0	0.00%	0	0.00%	0	0.00%	0	0.00%
	Under Votes:	0	0.00%	0	0.00%	1,221	27.97%	1,221	27.97%
COUNTY SURVEYOR, Vote For 1									
	No Candidate Filed (W)	0	0.00%	0	0.00%	0	0.00%	0	0.00%
	Cast Votes:	0	0.00%	0	0.00%	0	0.00%	0	0.00%
	Over Votes:	0	0.00%	0	0.00%	0	0.00%	0	0.00%
	Under Votes:	0	0.00%	0	0.00%	4,366	100.00%	4,366	100.00%
MAGISTRATE 1st Magisterial District, Vote For 1									
DEM	Todd M. SPURGEON	0	0.00%	0	0.00%	711	100.00%	711	100.00%
	Cast Votes:	0	0.00%	0	0.00%	711	65.71%	711	65.71%
	Over Votes:	0	0.00%	0	0.00%	0	0.00%	0	0.00%
	Under Votes:	0	0.00%	0	0.00%	371	34.29%	371	34.29%
CONSTABLE 1st Magisterial District, Vote For 1									
REP	Bryan ROACH	0	0.00%	0	0.00%	494	50.77%	494	50.77%
DEM	Allen CAMMACK	0	0.00%	0	0.00%	479	49.23%	479	49.23%
	Cast Votes:	0	0.00%	0	0.00%	973	89.93%	973	89.93%
	Over Votes:	0	0.00%	0	0.00%	0	0.00%	0	0.00%
	Under Votes:	0	0.00%	0	0.00%	109	10.07%	109	10.07%
MAGISTRATE 2nd Magisterial District, Vote For 1									
DEM	Stuart BOWLING	0	0.00%	0	0.00%	811	100.00%	811	100.00%
	Cast Votes:	0	0.00%	0	0.00%	811	72.41%	811	72.41%
	Over Votes:	0	0.00%	0	0.00%	0	0.00%	0	0.00%
	Under Votes:	0	0.00%	0	0.00%	309	27.59%	309	27.59%
CONSTABLE 2nd Magisterial District, Vote For 1									
REP	Brett COLSTON	0	0.00%	0	0.00%	399	39.08%	399	39.08%
DEM	Brian D. RIDDLE	0	0.00%	0	0.00%	622	60.92%	622	60.92%
	Cast Votes:	0	0.00%	0	0.00%	1,021	91.16%	1,021	91.16%
	Over Votes:	0	0.00%	0	0.00%	0	0.00%	0	0.00%
	Under Votes:	0	0.00%	0	0.00%	99	8.84%	99	8.84%

Cumulative Report — Unofficial

GENERAL ELECTION HELD ON — OFFICIAL BALLOT FOR OWEN COUNTY — November 06, 2018

Total Number of Voters : 4,366 of 0 = 0.00%

Precincts Reporting 13 of 13 = 100.00%

Party	Candidate	Absentee		Early		Election		Total	
MAGISTRATE 3rd Magisterial District, Vote For 1									
REP	Wayne "Frog" HARRIS	0	0.00%	0	0.00%	672	65.37%	672	65.37%
DEM	Teresa Kemper DAVIS	0	0.00%	0	0.00%	356	34.63%	356	34.63%
	Cast Votes:	0	0.00%	0	0.00%	1,028	97.63%	1,028	97.63%
	Over Votes:	0	0.00%	0	0.00%	0	0.00%	0	0.00%
	Under Votes:	0	0.00%	0	0.00%	25	2.37%	25	2.37%
CONSTABLE 3rd Magisterial District, Vote For 1									
DEM	Robert L. RISCH	0	0.00%	0	0.00%	634	100.00%	634	100.00%
	Cast Votes:	0	0.00%	0	0.00%	634	60.21%	634	60.21%
	Over Votes:	0	0.00%	0	0.00%	0	0.00%	0	0.00%
	Under Votes:	0	0.00%	0	0.00%	419	39.79%	419	39.79%
MAGISTRATE 4th Magisterial District, Vote For 1									
REP	Chad ROSE	0	0.00%	0	0.00%	545	50.00%	545	50.00%
DEM	Joel GRUGIN	0	0.00%	0	0.00%	545	50.00%	545	50.00%
	Cast Votes:	0	0.00%	0	0.00%	1,090	98.11%	1,090	98.11%
	Over Votes:	0	0.00%	0	0.00%	1	0.09%	1	0.09%
	Under Votes:	0	0.00%	0	0.00%	20	1.80%	20	1.80%
CONSTABLE 4th Magisterial District, Vote For 1									
DEM	Larry HOUSE	0	0.00%	0	0.00%	773	100.00%	773	100.00%
	Cast Votes:	0	0.00%	0	0.00%	773	69.58%	773	69.58%
	Over Votes:	0	0.00%	0	0.00%	1	0.09%	1	0.09%
	Under Votes:	0	0.00%	0	0.00%	337	30.33%	337	30.33%
DISTRICT JUDGE 15th Judicial District 1st Division, Vote For 1									
	Elizabeth A. CHANDLER	0	0.00%	0	0.00%	2,839	100.00%	2,839	100.00%
	Cast Votes:	0	0.00%	0	0.00%	2,839	65.03%	2,839	65.03%
	Over Votes:	0	0.00%	0	0.00%	0	0.00%	0	0.00%
	Under Votes:	0	0.00%	0	0.00%	1,527	34.97%	1,527	34.97%
DISTRICT JUDGE 15th Judicial District 2nd Division, Vote For 1									
	Thomas M. FUNK	0	0.00%	0	0.00%	2,656	100.00%	2,656	100.00%
	Cast Votes:	0	0.00%	0	0.00%	2,656	60.83%	2,656	60.83%
	Over Votes:	0	0.00%	0	0.00%	0	0.00%	0	0.00%
	Under Votes:	0	0.00%	0	0.00%	1,710	39.17%	1,710	39.17%

Cumulative Report — Unofficial

GENERAL ELECTION HELD ON — OFFICIAL BALLOT FOR OWEN COUNTY — November 06, 2018

Total Number of Voters : 4,366 of 0 = 0.00%

Precincts Reporting 13 of 13 = 100.00%

Party	Candidate	Absentee	Early	Election	Total
MEMBER BOARD of EDUCATION 2nd Educational District, Vote For 1					
	Cara STEWART	0 0.00%	0 0.00%	511 100.00%	511 100.00%
	Cast Votes:	0 0.00%	0 0.00%	511 61.27%	511 61.27%
	Over Votes:	0 0.00%	0 0.00%	0 0.00%	0 0.00%
	Under Votes:	0 0.00%	0 0.00%	323 38.73%	323 38.73%
MEMBER BOARD of EDUCATION 5th Educational District, Vote For 1					
	Neese CHILTON	0 0.00%	0 0.00%	505 100.00%	505 100.00%
	Cast Votes:	0 0.00%	0 0.00%	505 65.33%	505 65.33%
	Over Votes:	0 0.00%	0 0.00%	0 0.00%	0 0.00%
	Under Votes:	0 0.00%	0 0.00%	268 34.67%	268 34.67%
MAYOR City of Gratz, Vote For 1					
	Larry D. GOODRICH	0 0.00%	0 0.00%	21 100.00%	21 100.00%
	Cast Votes:	0 0.00%	0 0.00%	21 84.00%	21 84.00%
	Over Votes:	0 0.00%	0 0.00%	0 0.00%	0 0.00%
	Under Votes:	0 0.00%	0 0.00%	4 16.00%	4 16.00%
CITY COMMISSIONERS City of Gratz, Vote For 4					
	David SMITH	0 0.00%	0 0.00%	17 36.96%	17 36.96%
	John SMITH	0 0.00%	0 0.00%	13 28.26%	13 28.26%
	Larry SMITH	0 0.00%	0 0.00%	16 34.78%	16 34.78%
	Cast Votes:	0 0.00%	0 0.00%	46 46.00%	46 46.00%
	Over Votes:	0 0.00%	0 0.00%	0 0.00%	0 0.00%
	Under Votes:	0 0.00%	0 0.00%	54 54.00%	54 54.00%
MAYOR City of Monterey, Vote For 1					
	Joe MANYPENNY	0 0.00%	0 0.00%	30 100.00%	30 100.00%
	Cast Votes:	0 0.00%	0 0.00%	30 66.67%	30 66.67%
	Over Votes:	0 0.00%	0 0.00%	0 0.00%	0 0.00%
	Under Votes:	0 0.00%	0 0.00%	15 33.33%	15 33.33%

Cumulative Report — Unofficial
GENERAL ELECTION HELD ON — OFFICIAL BALLOT FOR OWEN COUNTY — November 06, 2018

Total Number of Voters : 4,366 of 0 = 0.00%

Precincts Reporting 13 of 13 = 100.00%

Party	Candidate	Absentee	Early	Election	Total
CITY COUNCIL City of Monterey, Vote For 6					
	Dennis "Landslide" ATHA	0 0.00%	0 0.00%	27 15.70%	27 15.70%
	Billy MERINGER	0 0.00%	0 0.00%	23 13.37%	23 13.37%
	Charlie SIMMONS	0 0.00%	0 0.00%	29 16.86%	29 16.86%
	Katessa Michelle HOPKINS	0 0.00%	0 0.00%	26 15.12%	26 15.12%
	Kathi TRUE	0 0.00%	0 0.00%	37 21.51%	37 21.51%
	Charles Gregory TRUE	0 0.00%	0 0.00%	30 17.44%	30 17.44%
	Cast Votes:	0 0.00%	0 0.00%	172 63.70%	172 63.70%
	Over Votes:	0 0.00%	0 0.00%	0 0.00%	0 0.00%
	Under Votes:	0 0.00%	0 0.00%	98 36.30%	98 36.30%
MAYOR City of Owenton, Vote For 1					
	Adam GAINES	0 0.00%	0 0.00%	357 100.00%	357 100.00%
	Cast Votes:	0 0.00%	0 0.00%	357 68.79%	357 68.79%
	Over Votes:	0 0.00%	0 0.00%	1 0.19%	1 0.19%
	Under Votes:	0 0.00%	0 0.00%	161 31.02%	161 31.02%
CITY COUNCIL City of Owenton, Vote For 6					
	Patty Sue MILLER	0 0.00%	0 0.00%	247 11.25%	247 11.25%
	Kaylan VANNARSDALL	0 0.00%	0 0.00%	257 11.70%	257 11.70%
	Jill DUNAVENT	0 0.00%	0 0.00%	324 14.75%	324 14.75%
	Larry Dale PERRY	0 0.00%	0 0.00%	266 12.11%	266 12.11%
	Stephen D. CLIFFORD	0 0.00%	0 0.00%	102 4.64%	102 4.64%
	Clark ROBERTS	0 0.00%	0 0.00%	288 13.11%	288 13.11%
	Robert L. OSBORNE	0 0.00%	0 0.00%	248 11.29%	248 11.29%
	Justin B. SPENCER	0 0.00%	0 0.00%	162 7.38%	162 7.38%
	Jimmy MARSTON	0 0.00%	0 0.00%	302 13.75%	302 13.75%
	Cast Votes:	0 0.00%	0 0.00%	2,196 70.52%	2,196 70.52%
	Over Votes:	0 0.00%	0 0.00%	0 0.00%	0 0.00%
	Under Votes:	0 0.00%	0 0.00%	918 29.48%	918 29.48%
MAYOR City of Sparta, Vote For 1					
	Sidney GULLION	0 0.00%	0 0.00%	6 100.00%	6 100.00%
	Cast Votes:	0 0.00%	0 0.00%	6 66.67%	6 66.67%
	Over Votes:	0 0.00%	0 0.00%	0 0.00%	0 0.00%
	Under Votes:	0 0.00%	0 0.00%	3 33.33%	3 33.33%

Cumulative Report — Unofficial

GENERAL ELECTION HELD ON — OFFICIAL BALLOT FOR OWEN COUNTY — November 06, 2018

Page 7 of 7

11/06/2018 08:34 PM

Total Number of Voters : 4,366 of 0 = 0.00%

Precincts Reporting 13 of 13 = 100.00%

Party	Candidate	Absentee	Early	Election	Total
CITY COMMISSIONERS City of Sparta, Vote For 4					
	Dale SAMUEL	0 0.00%	0 0.00%	5 22.73%	5 22.73%
	Bill DUNAVENT	0 0.00%	0 0.00%	5 22.73%	5 22.73%
	Bonnie S. BOND	0 0.00%	0 0.00%	6 27.27%	6 27.27%
	Chad William DUNAVENT	0 0.00%	0 0.00%	6 27.27%	6 27.27%
	Cast Votes:	0 0.00%	0 0.00%	22 61.11%	22 61.11%
	Over Votes:	0 0.00%	0 0.00%	0 0.00%	0 0.00%
	Under Votes:	0 0.00%	0 0.00%	14 38.89%	14 38.89%
CONSTITUTIONAL AMENDMENT, Vote For 1					
	YES	0 0.00%	0 0.00%	2,088 56.77%	2,088 56.77%
	NO	0 0.00%	0 0.00%	1,590 43.23%	1,590 43.23%
	Cast Votes:	0 0.00%	0 0.00%	3,678 84.24%	3,678 84.24%
	Over Votes:	0 0.00%	0 0.00%	1 0.02%	1 0.02%
	Under Votes:	0 0.00%	0 0.00%	687 15.74%	687 15.74%
QUESTION, Vote For 1					
	YES	0 0.00%	0 0.00%	18 43.90%	18 43.90%
	NO	0 0.00%	0 0.00%	23 56.10%	23 56.10%
	Cast Votes:	0 0.00%	0 0.00%	41 91.11%	41 91.11%
	Over Votes:	0 0.00%	0 0.00%	0 0.00%	0 0.00%
	Under Votes:	0 0.00%	0 0.00%	4 8.89%	4 8.89%